

Exotic phenomena in doped quantum magnets

D. Poilblanc¹, M. Mambrini¹, A. Läuchli², F. Mila³

¹ Laboratoire de Physique Théorique, CNRS & Université de Toulouse, 118 rue de Narbonne, 31062 Toulouse, France

² Institut Romand de Recherche Numérique en Physique des Matériaux (IRRM A), PPH-Ecublens, CH-1015 Lausanne, Switzerland

³ Institute of Theoretical Physics, Ecole Polytechnique Fédérale de Lausanne, BSP 720, CH-1015 Lausanne, Switzerland

E-mail: didier.poilblanc@irsamc.ups-tlse.fr

Abstract. We investigate the properties of the two-dimensional frustrated quantum antiferromagnet on the square lattice, especially at infinitesimal doping. We find that next nearest neighbor (NNN) J_2 and next-next NNN J_3 interactions together destroy the antiferromagnetic long range order and stabilize a quantum disordered valence bond crystalline plaquette phase. A static vacancy or a dynamic hole doped into this phase liberates a spinon. From the profile of the spinon wavefunction around the (static) vacancy we identify an intermediate behavior between complete deconfinement (behavior seen in the kagome lattice) and strong confinement (behavior seen in the checkerboard lattice) with the emergence of two length scales, a spinon confinement length larger than the magnetic correlation length. When a finite hole hopping is introduced, this behavior translates into an extended (mobile) spinon-holon boundstate with a very small quasiparticle weight. These features provide clear evidence for a nearby "deconfined critical point" in a doped microscopic model. Finally, we give arguments in favor of superconducting properties of the doped plaquette phase.

PACS numbers: 74.72.-h

Submitted to: J. Phys.: Condens. Matter

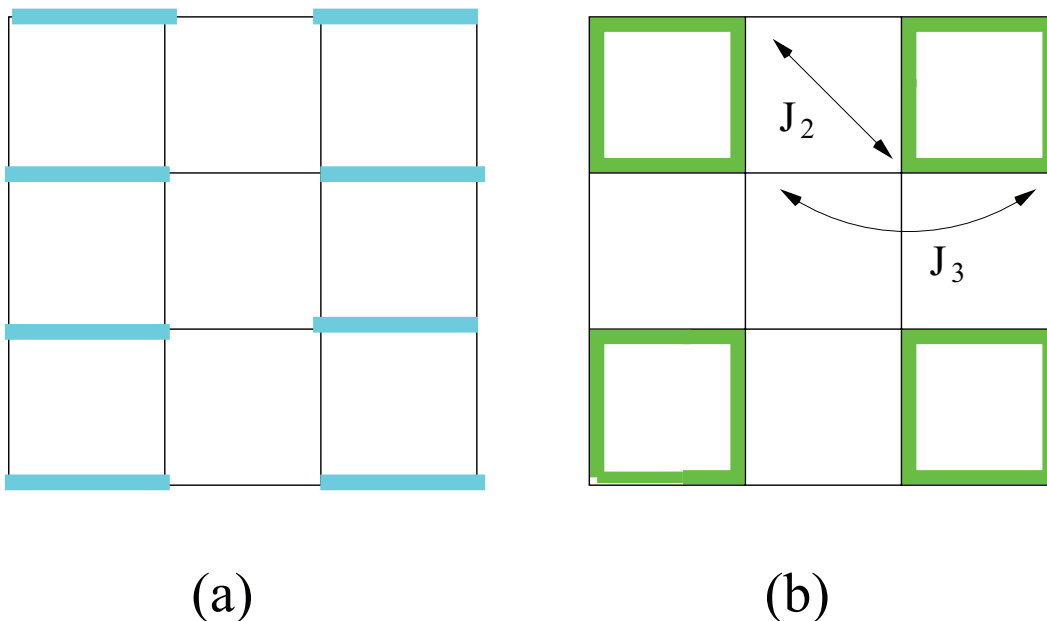


Figure 1. (Color on-line) Examples of simple VBC states, (a) columnar phase and (b) plaquette phase, where 2 (4) spins are paired up in dimer- (plaquette-) singlets. In both cases the ground state is 4-fold degenerate. The J_2 and J_3 couplings (depicted on figure (b)) are shown to stabilize the plaquette phase.

1. Introduction: the plaquette valence bond crystal

Magnetic frustration is believed to be the major tool to drive a two-dimensional (2D) quantum antiferromagnet (AF) into exotic quantum disordered $SU(2)$ -symmetric phases such as the spin liquid (SL) state characterized by the absence of ordering of any kind, and possibly observed in the 2D kagome lattice [1]. The Valence Bond Crystal (VBC) which, in contrast, breaks lattice symmetry (see Fig. 1 for pictures of such states), seems to be a serious alternative in some other frustrated quantum magnets as suggested by robust field theoretical arguments [2], early numerical computations of frustrated quantum AF on the square lattice with diagonal J_2 bonds [3] and in the 2D checkerboard lattice [4] (with diagonal bonds only on half of the plaquettes).

The "deconfined critical point" (DCP) was recently proposed to describe a new class of quantum criticality characterizing the AF to VBC transition [5]. Here we argue that the two-dimensional (2D) spin-1/2 AF J_1 - J_2 - J_3 Heisenberg model [6] on the square lattice defined by

$$H = \sum_{\langle ij \rangle} J_{ij} S_i \cdot S_j \quad (1)$$

where the J_{ij} exchange parameters are limited to first (J_1), second (J_2) and third (J_3) NN. AF couplings is a strong candidate for exhibiting such a transition. Recent investigations of this model along the pure J_3 axis [7, 8] or for both J_2 and J_3 finite [9] provide an accumulation of evidence in favor of the existence of a VBC phase with strong plaquette correlations similar to the cartoon of Fig. 1 (b).

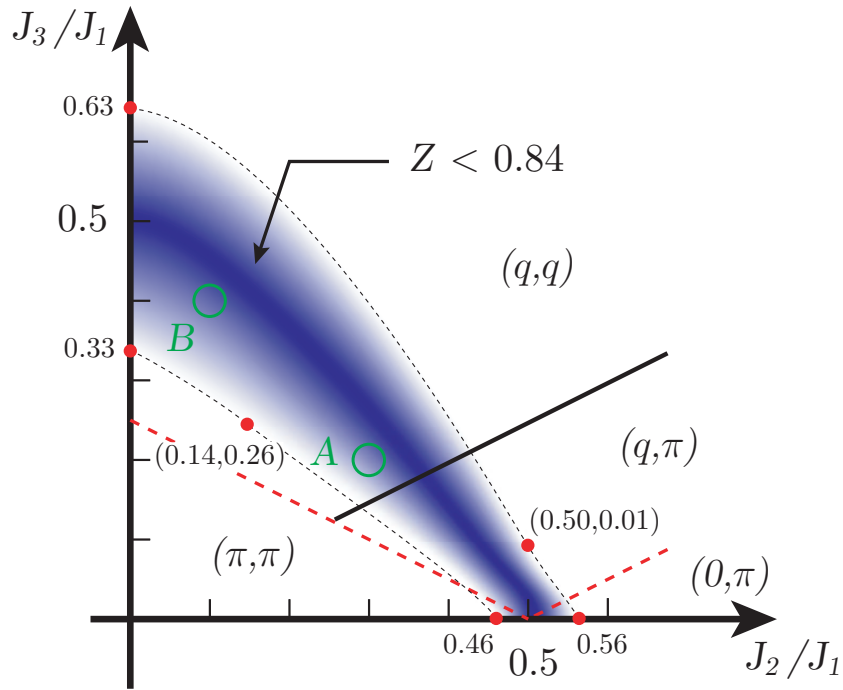


Figure 2. (Color on-line) Classical phase diagram for the J_1 - J_2 - J_3 model. Second order (discontinuous) transitions are indicated by dashed (solid) lines (see Ref. [6] for more details). The shaded (blue online) region shows the approximate location of the minimum of the impurity spectral weight Z ($0.79 < Z < 0.84$) in the quantum version.

Extensive exact diagonalisations of the model within its full Hilbert space and within a restricted Hilbert space of $N \times N \times (SU(2))$ dimer configurations reported in Ref. [9] strongly support the existence of a plaquette VBC phase along the $J_2 + J_3 = 1=2$ line of parameter space (see Fig. 2). We shall provide here a selection of these data to illustrate this point. Dimer-dimer correlations (not shown) reveal a strong signal of VBC order of some kind. Summing up these spatial correlations with appropriate phase factors provides quantitative estimates of both the "generic" VBC and the "specific" columnar VBC structure factors (normalized to give the squares of the corresponding order parameters). Such estimates are displayed in Fig. 3; the upper line is obtained by an extrapolation to infinite size of the dimer structure factor constructed by summing up the correlations of the horizontal dimers (only) with an alternating sign along columns (in order to provide a signal for all types of VBC phase). Clearly, a large VBC order parameter is seen with a value close to the one of a pure plaquette phase (dotted line), at least close to the pure J_3 axis. The data sets at the bottom are obtained by summing up the dimer correlations with opposite sign for vertical and horizontal dimers (also omitting the short distance contributions) to filter the signal of columnar order only. The small values of the latter data strongly suggest that the VBC order is a plaquette order rather than a columnar order. Note, however, that the VBC signal weakens significantly when approaching the pure J_2 axis.

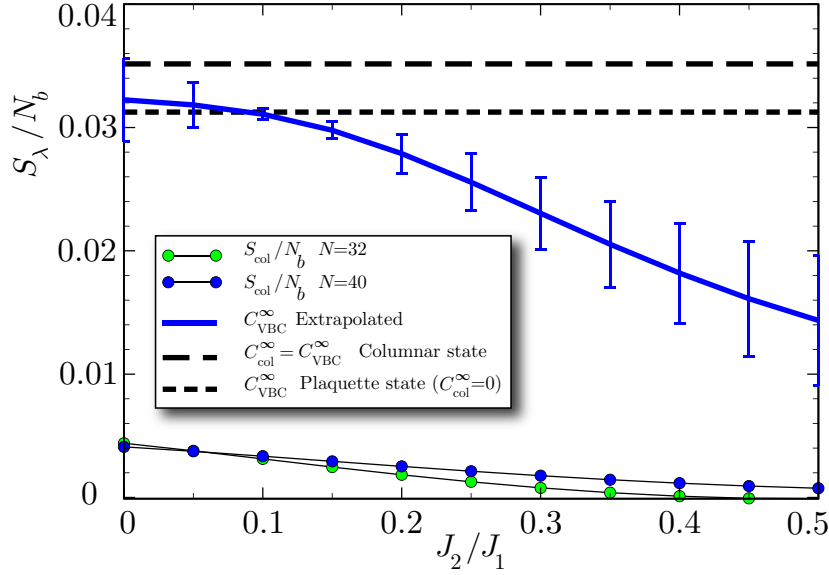


Figure 3. (Color on-line). VBC (extrapolation) and columnar (for 32 and 40 sites clusters) structure factors along a simple cut $J_2 + J_3 = 1=2$ in parameter space (see text). The dashed lines correspond to the value of both structure factors expected in pure columnar dimer and plaquette states. From Ref.[9].

2. Doping the plaquette VBC

We shall now test the properties of the plaquette VBC by removing an electron at a given site (e.g. by chemical substitution with an inert atom) or, as in ARPES experiments, in a Bloch state of given momentum. This process naturally liberates a spinon, i.e. a $S=1/2$ polarisation in the vicinity of the empty site (holon). A new length scale ξ_{conf} corresponding to the average distance between vacancy and spinon emerges naturally in a VBC phase and is to be identified with the correlation length over which VBC order sets in. Interestingly, it has been predicted that, in the vicinity of the DCP, confinement occurs on a much larger length scale ξ_{conf} than the spin-spin correlation length ξ_{AF} [5].

In Fig. 4 we compare the decay of the spin-spin correlation with distance to the one of the spinon "cloud" away from the vacancy which both can be fitted using exponential forms, hence enabling to extract the corresponding length scales. The obtained very short magnetic correlation length ξ_{AF} , below one lattice spacing, is to be contrasted with the strikingly large confinement length ξ_{conf} typically ranging from 2 to 6 lattice spacings. This is to be compared with two other behaviors observed in the kagome and in the checkerboard lattices [10] respectively: in the checkerboard lattice (which also exhibits a plaquette phase but a larger spin gap [4]) very short-ranged spin-spin correlations are seen while the spinon remains almost entirely confined on the NN sites of the vacancy. In contrast, on the kagome lattice, the spin-1/2 delocalizes on the whole lattice, a clear signature of deconfinement which is consistent with a SL ground state.

The quasiparticle weight Z can be deduced from the computation of the single hole Green function. Fig. 2 shows that it is clearly reduced in the vicinity of the $J_2+J_3 =$

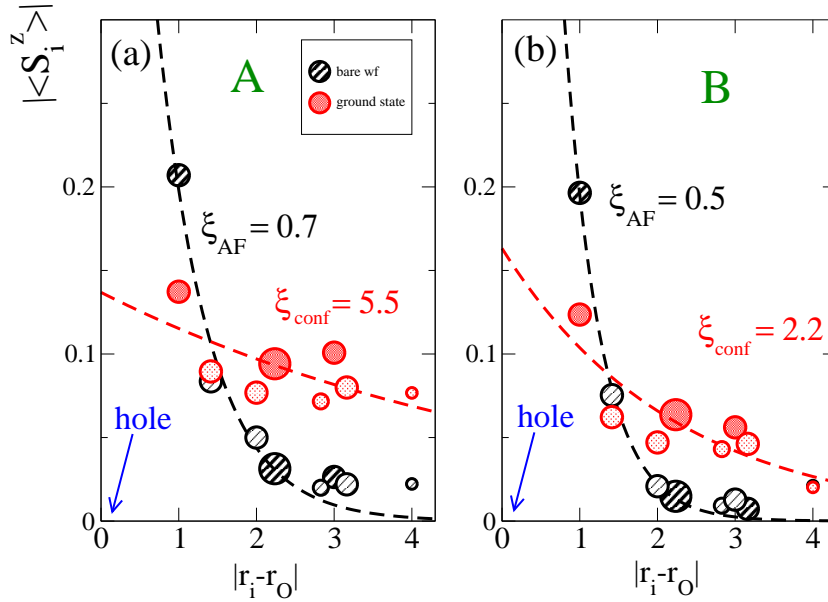


Figure 4. (Color on-line) Modulus of the spin-spin correlation (black) and of the spin polarization in the vicinity of the vacancy (red) (summed up on equivalent sites) versus distance for both $J_2=J_1=0.3$ and $J_3=J_1=0.2$ (a) and $J_2=J_1=0.1$ and $J_3=J_1=0.4$ (b) corresponding to points A and B in the phase diagram of Fig. 2. Fits using exponential forms are shown in dashed lines. The areas of the dots are proportional to the number of equivalent sites (entering in the fits). Dark and light symbols correspond to positive and negative values respectively. From ref. [10].

$J_1/2$ line where evidence for a plaquette VBC phase was found. This behavior is in agreement with the above real-space picture which naturally implies that the extended spinon wavefunction of size ξ_{conf} has a reduced overlap Z with the bare wavefunction (of extension ξ_{AF}). When the vacancy is given some kinetic energy (through a NN-hopping as in the well-known t - J model), the Z factor of the hole drops further to very small values [10] showing that the hole motion strongly suppresses the effect of the remaining spinon-holon VBC string potential [11]. Typical spectral functions along the pure J_3 line are shown in Fig. 5. Note that a complete deconfinement was shown for a mobile hole on the kagome lattice [12] as evidenced by a fully incoherent spectral weight at low energies.

Lastly, we would like to comment on the possibility of superconducting pairing upon doping VBC's. In fact, pairing driven by a kinetic energy gain of the Cooper pair was discovered in the robust plaquette phase of the checkerboard lattice [13]. On general grounds, one would also expect hole pairing in the doped J_1 - J_2 - J_3 quantum antiferromagnet due to the long distance confining string of the VBC. However, short range effects (as in the checkerboard lattice) could boost the weak pairing interaction.

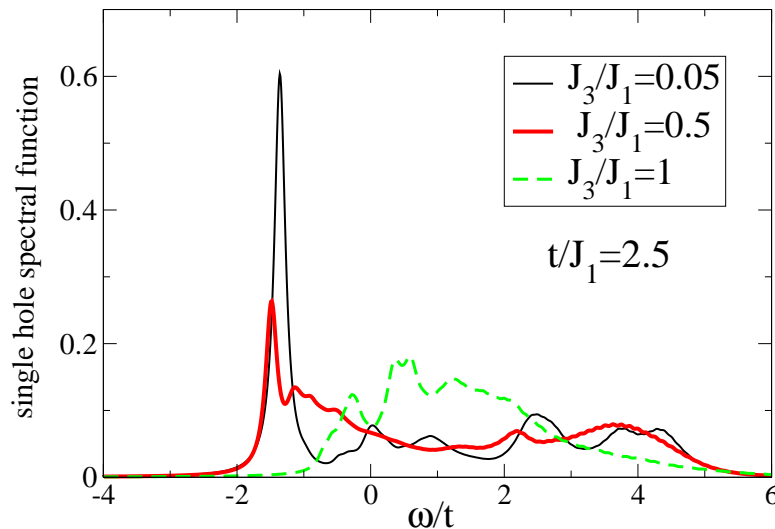


Figure 5. (Color on-line). Single hole spectral function (at momentum $(\pi; 0)$) for various values of the magnetic frustration and a realistic hole hopping of $t/J_1 = 2.5$. Note that for $J_3 = J_1 = 0.5$ the main low energy peak contains several poles in contrast to the $J_3 = 0.05$ case where a single pole is present.

3. Conclusions

To conclude, the confinement of a spinon liberated by introducing a vacant site or a mobile hole has been studied in the J_1 - J_2 - J_3 model where a plaquette VBC phase has been identified in some extended region of the phase diagram. In this region of large frustration, we have identified a new length scale related to the confinement of the spinon. Its large value compared to the spin-spin correlation length supports the "old-theoretic \deconfined critical point scenario" [5] for the Neel-VBC transition.

References

- [1] P. Lecheminant et al, Phys. Rev. B 56, 2521 (1997); F. Mila, Phys. Rev. Lett. 81, 2356 (1998).
- [2] N. Read and S. Sachdev, Phys. Rev. Lett. 62, 1694 (1989).
- [3] E. Dagotto and A. Moreo Phys. Rev. Lett. 63, 2148 (1989); D. Poilblanc et al, Phys. Rev. B 43, 10970 (1991); H. J. Schulz et al, J. Phys. I (France) 6, 675 (1996). The plaquette character of the VBC phase was proposed e.g. in M. E. Zhitomirsky and K. Ueda, Phys. Rev. B 54, 9007 (1996); L. Capriotti and S. Sorella, Phys. Rev. Lett. 84, 3173 (2000).
- [4] J.-B. Fouet, M. Mambrini, P. Sindzingre, and C. Lhuillier, Phys. Rev. B 67, 054411 (2003); see also S. E. Palmer and J. T. Chalker, Phys. Rev. B 64, 94412 (2001).
- [5] T. Senthil et al, Science 303, 1490 (2004); T. Senthil et al, J. Phys. Soc. Jpn. 74, 1 (2005).
- [6] J. Ferrer, Phys. Rev. B 47, 8769 (1993).
- [7] P. W. Leung and N. W. Lam, Phys. Rev. B 53, 2213 (1996).
- [8] L. Capriotti and S. Sachdev, Phys. Rev. Lett. 93, 257206 (2004).
- [9] M. Mambrini, A. Lauchli, D. Poilblanc and F. Mila, cond-mat/0606776.
- [10] D. Poilblanc, A. Lauchli, M. Mambrini and F. Mila, Phys. Rev. B 73, 100403(R) (2006).
- [11] P. Beran, D. Poilblanc and R. B. Laughlin, Nucl. Phys. B 473, 707 (1996) and references therein.
- [12] A. Lauchli and D. Poilblanc, Phys. Rev. Lett. 92, 236404 (2004).
- [13] Didier Poilblanc, Phys. Rev. Lett. 93, 193204 (2004).