

Magnetic field dependence of the temperature derivative of resistivity: a probe for distinguishing the effects of pseudogap and superconducting fluctuations in cuprates

S. H. Naqib^{a,b*}, J. R. Cooper^b, R. S. Islam^{a,b}

^aDepartment of Physics, Rajshahi University, Raj -6205, Bangladesh

^bIRC in Superconductivity and Department of Physics, University of Cambridge, Madingley Road, Cambridge CB3 0HE, UK

Abstract

We have studied the magnetic field dependence of the temperature derivative of the resistivity, $d\rho(H,T)/dT$, of a number of $Y_{1-x}Ca_xBa_2(Cu_{1-y}Zn_y)_3O_{7-\delta}$ crystalline thin films over a wide range of sample compositions. From the analysis of the temperature derivative data we have been able to distinguish quite clearly between two characteristic temperature scales, (a) the onset of strong superconducting fluctuation temperature, T_{scf} and (b) the pseudogap temperature, T_{PG} . Significantly different characteristic features of $d\rho(H,T)/dT$ at T_{scf} and at T_{PG} imply that T_{scf} and T_{PG} have different physical origins.

Keywords: Pseudogap; Superconducting fluctuation; Zn substituted Y123

T_{scf} and T_{PG} have different physical origins.

1. Introduction

The temperature dependence of the resistivity, $\rho(T)$, provides a way to obtain the characteristic pseudogap (PG) temperature, T_{PG} , from the widely used gradual characteristic downturn in $\rho(T)$ at a particular temperature, much above T_c in the underdoped (UD) samples [1]. As hole content, p , increases T_{PG} falls sharply. When $p \geq p_{opt}$, (at p_{opt} superconducting (SC) transition temperature, T_c , is maximum) it becomes hard to distinguish between an accelerating downturn in $\rho(T)$ near T_c due to strong SC fluctuations and the one due to PG. In this study magnetic field (H) dependent temperature derivative of resistivity, $d\rho(H,T)/dT$, has been used to distinguish between the effects of PG and strong SC fluctuations near T_c . We have been able to locate a characteristic temperature, T_{scf} , near T_c where $\rho(T)$ starts a rapid and accelerating downturn leading to SC transition. T_{scf} is the onset temperature for strong SC fluctuations. Significantly different Zn- and H-dependences of $d\rho(H,T)/dT$ at T_{scf} and at T_{PG} imply that

2. Experimental samples results

High-quality c-axis oriented thin films of $Y_{1-x}Ca_xBa_2(Cu_{1-y}Zn_y)_3O_{7-\delta}$ were grown on (100) SrTiO₃ substrates using the pulsed laser deposition (PLD). Details of the PLD parameters and characterization of the films can be found in ref.[2]. The p -values were determined from the room-T thermopower [2,3] and were changed by annealing the films at different T and O₂ partial pressures [2]. Details of $\rho(H,T)$ measurements can be found in ref.[4]. We have measured the ab -plane resistivity for a total of twelve films. Representative $\rho(H,T)$ data are shown in Fig. 1 and $d\rho(H,T)/dT$ for the same samples in Fig. 2. Note that T_{scf} has been defined as the temperature where $d\rho(H,T)/dT$ becomes H-dependent, and that T_{PG} is completely H-independent, at least up to 12 tesla. The effect of Zn is to suppress both T_c and T_{scf} , but it does not change T_{PG} , while Ca only changes T_{PG} via p [2,4]. Fig. 2a and 2c show that T_c and T_{scf} of the slightly UD ($p = 0.15$) $Y_{0.95}Ca_{0.05}Ba_2Cu_3O_{7-\delta}$ are 85K and 102K respectively, while they are 64.5K and 81K for the 2%Zn substituted, optimally doped ($p = 0.164$) sample. 2%Zn suppresses T_c and T_{scf} almost by the same amount from those for Zn-free compounds at the same p . T_{PG} for this

*Corresponding author. Tel.: +88-(0)721-750288; Fax: +88-(0)721-750064; e-mail:salehnaqib@yahoo.com

2%Zn film is 111K (same as that for pure Y123 [4] with identical p). Fig. 3 shows $d\rho(H,T)/dT$ for an overdoped (OD) $Y_{0.95}Ca_{0.05}Ba_2(Cu_{0.98}Zn_{0.02})_3O_{7-\delta}$ with $p = 0.174$ and $T_c = 63.5K$. Here, T_{PG} and T_{scf} are quite close together, 90K and 79K, respectively. It is worth mentioning that T_c for pure Y123 is 90K at this hole content [2,4].

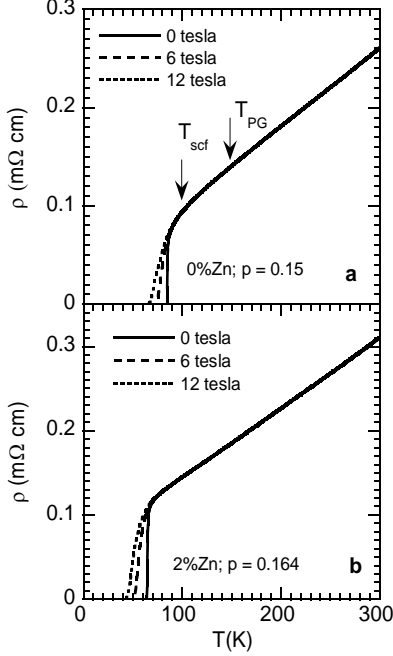


Fig. 1. $\rho(H,T)$ for (a) $Y_{0.95}Ca_{0.05}Ba_2Cu_3O_{7-\delta}$, T_{PG} and T_{scf} are shown (for details see text and Fig. 2) and (b) $Y_{0.95}Ca_{0.05}Ba_2(Cu_{0.98}Zn_{0.02})_3O_{7-\delta}$.

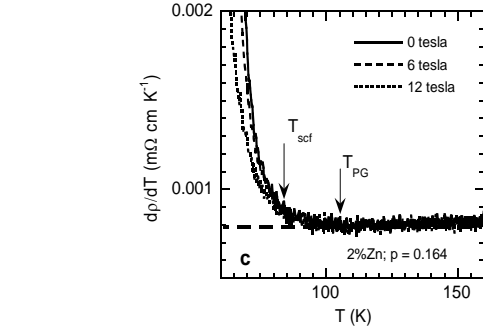
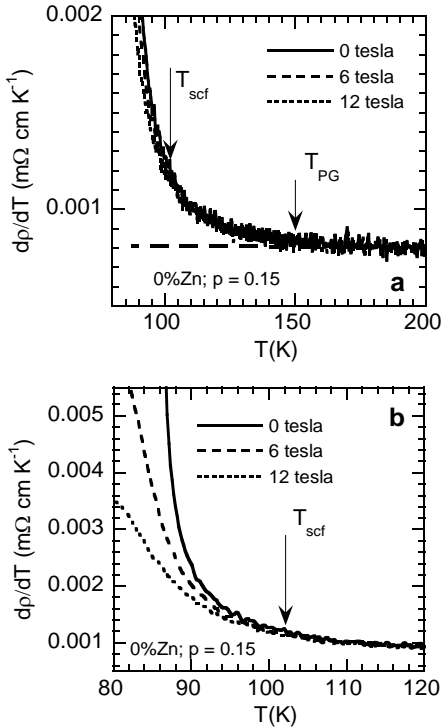


Fig. 2. Identification of T_{PG} and T_{scf} for (a) $Y_{0.95}Ca_{0.05}Ba_2Cu_3O_{7-\delta}$ ($p = 0.15$), (b) T_{scf} is shown more clearly here for $Y_{0.95}Ca_{0.05}Ba_2Cu_3O_{7-\delta}$ ($p = 0.15$) and (c) $Y_{0.95}Ca_{0.05}Ba_2(Cu_{0.98}Zn_{0.02})_3O_{7-\delta}$ ($p = 0.164$).

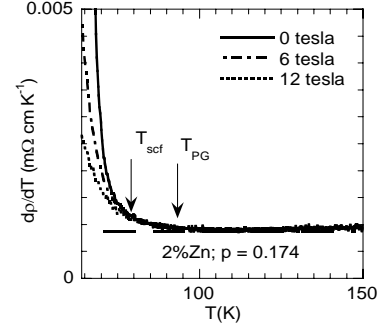


Fig. 3. T_{PG} and T_{scf} of an OD ($p = 0.174$) $Y_{0.95}Ca_{0.05}Ba_2(Cu_{0.98}Zn_{0.02})_3O_{7-\delta}$.

3. Discussions and conclusion

In this study $d\rho(H,T)/dT$ was used to distinguish between the two characteristic temperatures, T_{PG} and T_{scf} . T_{PG} was identified by the usual method (at T_{PG} , $\rho(T)$ starts falling below its high-T linear behaviour) [1,4]. T_{scf} was taken at the temperature where $d\rho(H,T)/dT$ becomes field-dependent. Previously, based on SC fluctuation analysis, we identified T_{scf} from the $\rho(T)$ data in zero magnetic field [4]. The present $T_{scf}(p)$ -values are in excellent agreement with those found earlier[4], and again $T_{scf}(p)$ and $T_c(p)$ show identical p -dependences [4]. Strikingly different p -, Zn-, and H-dependences of T_{PG} and T_{scf} point towards a non-SC origin of the PG.

Acknowledgements

Authors thank Dr. J. W. Loram and Prof. J. L. Tallon and for helpful suggestions. SHN thanks members of the Quantum Matter group, Department of Physics, University of Cambridge, UK, for their hospitality.

References

- [1] B. Bucher *et al.*, Phys. Rev. Lett. 70 (1993) 2012; S. H. Naqib *et al.*, Physica C 387 (2003) 365.
- [2] S. H. Naqib *et al.*, Physica C 407 (2004) 73; S. H. Naqib, Ph.D. thesis, IRCS, University of Cambridge, 2003 (unpublished).
- [3] S. D. Obertelli *et al.*, Phys. Rev. B 46 (1992) 14928.
- [4] S. H. Naqib *et al.*, Phys. Rev. B 71 (2005) 054502.