

Quantum tomography of entangled photon pairs by quantum-dot cascade decay

F. Troiani,^{1,2} J.I. Perea,¹ and C. Tejedor¹

¹Departamento de Física Teórica de la Materia Condensada,
Universidad Autónoma de Madrid, Cantoblanco 28049 Madrid, Spain

²CNR-INFM National Research Center on nanoStructures and bioSystems at Surfaces (S3), 41100 Modena, Italy

We compute the concurrence of the polarization-entangled photon pairs generated by the biexciton cascade decay of a semiconductor quantum dot. We show how a cavity-induced increase of the photon rate emission reduces the detrimental effect of the dot dephasing and of the excitonic fine structure. However, strong dot-cavity couplings and finite detection efficiencies are shown to reduce the relevance of the desired cascade decay with respect to that of competing processes. This affects the merits of the entangled photon-pair source, beyond what estimated by the quantum tomography.

PACS numbers: 78.67.Hc, 42.50.Dv, 03.67.Hk

Most protocols in optical quantum information processing require deterministic sources of entangled photon pairs [1]. It has been argued that semiconductor quantum dots (QDs) might represent the active element of such a quantum device [2, 3]. In fact, first proofs-of-principle have been recently established, where entanglement between the polarization and frequency degrees of freedom has been measured in photon pairs generated by the cascade emission from single QDs [4, 5]. However, the degree of entanglement is still limited by the dot dephasing, the excitonic fine-structure splitting, and the mixed nature of the dot state, resulting from its incoherent (i.e., off-resonant) excitation. It is believed that these limitations can be to a large extent overcome by increasing the photon rate emission, through the embedding of the QD in a semiconductor microcavity (MC) [6]. The developing of more sophisticated devices and excitation strategies is also being considered [2, 7, 8]. In spite of such great interest, a clear theoretical interpretation of the recent experimental achievements is not currently available. It is the goal of the present paper to provide such an understanding, and the resulting indications for the future development of entangled-photon sources.

The origin of the polarization-frequency entanglement in the photon pair resides in the QD's low-energy level scheme (Fig. 1(a)). This includes the biexciton state (B), the two lowest exciton levels (X_H and X_V), and the ground state (G). After the system is excited to state $|B\rangle$, it radiatively decays through a sequential emission of two photons, with either horizontal (H) or vertical (V) linear polarizations. The photons generated by the biexciton and exciton decays (1 and 2, respectively), differ in frequency due to the biexciton binding energy $E_b = E_2 - E_1$. In the ideal case, the dot is initially driven to $|B\rangle$, and subsequently relaxes, generating the maximally entangled two-photon state $|\psi\rangle = (|H_1; H_2\rangle + |V_1; V_2\rangle)/\sqrt{2}$ by cascade emission. In realistic exciting conditions, however, the state of the emitted radiation ρ_{ph} is affected by a number of uncertainties; these include the number of emitted photons and the photon-emission time (time jitter) [9, 10]. The quantum tomography experiments are

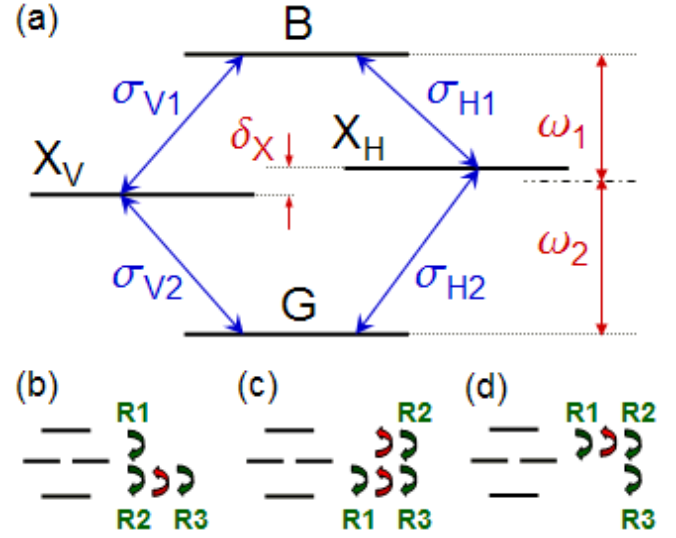


FIG. 1: (a) Level scheme of the QD, including the ground state G, the linearly polarized excitons X_V and X_H , and the biexciton B. The optical transitions between them are induced by photons with linear polarization, frequencies ω_n , $\omega_X = 2$ ($n = 1, 2$), and are represented by the ladder operators $\sigma_{H1} = |X_H\rangle\langle B|$, $\sigma_{H2} = |B\rangle\langle X_H|$, $\sigma_{V1} = |X_V\rangle\langle B|$ and $\sigma_{V2} = |B\rangle\langle X_V|$. (b-d) Examples of excitation (red) and relaxation (green) sequences, leading to the emission of at least one photon from the decay of the biexciton and one from that of an exciton.

based on coincidence measurements, where one projects ρ_{ph} onto the two-photon subspace spanned by the basis $\{|H_1; H_2\rangle, |H_1; V_2\rangle, |V_1; H_2\rangle, |V_1; V_2\rangle\}$ [4, 5]. The corresponding two-photon density matrix is

$$\rho_{ph}^{QT} = \begin{pmatrix} 0 & 0 & 1 \\ 0 & 0 & 0 \\ 0 & 0 & 0 \end{pmatrix}; \quad (1)$$

where all the coherences but that between $|H_1; H_2\rangle$ and $|V_1; V_2\rangle$ are identically zero. While the ideal state $|\psi\rangle$ corresponds to setting $\rho_{ph} = 0$ and $\rho_{ph} = 1/2$, the pres-

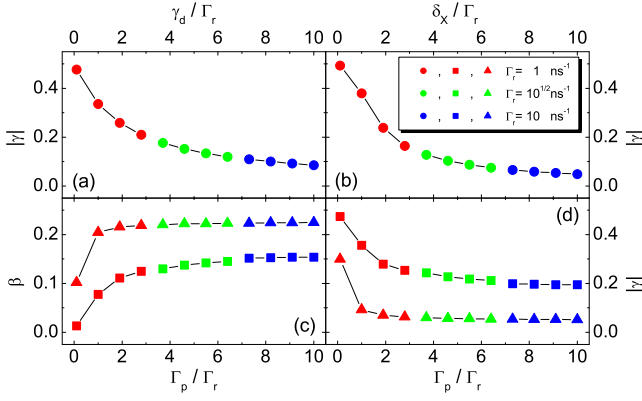


FIG. 2: Values of $g^{(2)}$ (see Eq. 1) as a function of the dephasing rate γ_d (a), of the energy splitting δ_x (b), and of the pumping rate Γ_p (c,d). In the upper panels the QD is initialized to the biexciton state, with $x = 0$ (a) or $d = 0$ (b); in the lower panels, it is continuously pumped, with $j(0) = |j\rangle$ and $x = d = 0$. In panels (a,b) $t_m = t_m^0 = 0$ and $t_m = t_m^0 = 5\tau$; in (c,d) $t_m = t_m = t_1$, $t_m^0 = 0$, and $t_m^0 = 1\tau$ (triangles) or $t_m^0 = 5\tau$ (squares).

ence of imperfections and the same exciting conditions cause departures from ideality, resulting in $g^{(2)} < 1$ and $\gamma_d > 0$. Here, we shall be concerned with both the degree of entanglement of ρ_{ph}^{QT} and with its overlap with the overall radiation state ρ_{ph} . This determines the quality of a dot-based source of entangled photon pairs, beyond what estimated by the quantum tomography.

The state of the emitted radiation can be derived from that of the dot-cavity system (1). The time evolution of (1) is computed by solving the following master equation, within the Born-Markovian and rotating-wave-approximations [10, 11] ($\hbar = 1$):

$$\dot{\rho} = i[H; \rho] + (\gamma_r L_{QD}^r + \gamma_p L_{QD}^p + \gamma_d L_{QD}^d + L_{MC}) : \rho$$

Here $H_{int} = H_{QD} + H_{MC} = \sum_{n=1}^N (g_n a^\dagger + H.c.)$ is the dot-cavity interaction Hamiltonian, with a^\dagger (a) the cavity creation (annihilation) operators. The QD Liouvillian includes the contribution from the radiative relaxation ($\gamma_r L_{QD}^r$), that from the incoherent pumping ($\gamma_p L_{QD}^p$), and the term accounting for the pure dephasing ($\gamma_d L_{QD}^d$). Finally, the coupling of the MC with the external modes and the resulting photon-loss process are accounted for by L_{MC} .

The emission process produces radiation in a mixed state, from which the two-photon coincidence measurements single-out the ρ_{ph}^{QT} . Its matrix elements, experimentally reconstructed [2, 4, 5, 6, 7, 8] by means of the tomographic method [12, 13], theoretically correspond to a specific set of (time-averaged) second-order correlation

functions:

$$\begin{aligned} &= A \int dt dt^0 \langle \rho_{H1}^Y(t) \rho_{H2}^Y(t^0) \rho_{H2}^Y(t^0) \rho_{H1}^Y(t) \rangle \\ &= A \int dt dt^0 \langle \rho_{H1}^Y(t) \rho_{V2}^Y(t^0) \rho_{V2}^Y(t^0) \rho_{H1}^Y(t) \rangle \\ &= A \int dt dt^0 \langle \rho_{H1}^Y(t) \rho_{H2}^Y(t^0) \rho_{V2}^Y(t^0) \rho_{V1}^Y(t) \rangle \end{aligned}$$

where the normalization constant A is such that $2(g^{(2)} + 1) = 1$. The correlation functions appearing in Eq. 2 are computed by applying the quantum regression theorem; this results in a set of equations analogous to those that apply to the evolution of (1).

A number of criteria have been proposed to establish whether or not a given ρ_{ph} is separable. According to the Peres separability criterion [14], ρ_{ph}^{QT} is entangled if and only if $g^{(2)} < 1$. In the case of a two-qubit system, the concurrence [12] (C) also allows to quantify the degree of entanglement. In this specific case, it is easily shown that $C = 2(g^{(2)} - 1)$ for $g^{(2)} > 1$, and $C = 0$ otherwise. Three main effects degrade the ideal (maximally entangled) ρ_{ph}^{QT} to a separable one: (i) the pure dephasing affecting the QD tends to quench the phase coherence of the intermediate state resulting from the first photon emission, $\langle X_H \rangle \rightarrow \langle X_V \rangle$, and therefore to reduce $g^{(2)}$; (ii) the energy splitting δ_x between the two excitonic states suppresses the interference terms by providing a which-path information (reduced $g^{(2)}$); (iii) the contribution to ρ_{ph}^{QT} of photons generated in different cascade emissions (see, e.g., Fig. 1(b-d)) results both in a finite probability of observing counter-polarized 1 and 2 photons ($g^{(2)} > 0$) and in that of losing phase coherence between the H and V components of each photon type ($g^{(2)} < 1$). For the sake of clarity, we start by considering these effects separately.

In order to isolate the contribution of the pure dephasing (i), we set $\delta_x = 0$ and initialize the QD to the biexciton state, $j(0) = |B\rangle$, in the absence of pumping terms ($\gamma_p = 0$). In Fig. 2(a) we plot $g^{(2)}$ as a function of the dephasing rate γ_d , normalized to the emission rate γ_r . Due to the absence of an excitation source, there is no probability for the QD of being re-excited after emission, and therefore for the ρ_{ph}^{QT} to suffer from the mixing of different cascades. As a consequence, $g^{(2)} = 0$ and the Peres criterion is trivially satisfied by any $g^{(2)} \leq 0$. The fact that the points describe a single curve (i.e., that C depends on γ_d and γ_r only through their ratio) provides a clear evidence of the interplay between dephasing and photon rate emission: in fact, a fast emission of photon 2 reduces the time during which dephasing degrades the intermediate state of the dot-cavity system [2]. (ii) The effect of the energy splitting δ_x is shown in Fig. 2(b), where we plot $g^{(2)}$ as a function of δ_x / γ_r , with $\gamma_d = 0$. Once again, $g^{(2)}$ and $C = 2(g^{(2)} - 1)$ depend on the two param-

eters only through their ratio. In fact, an increased γ_r results in an enhanced intrinsic line-width of the excitonic transitions, and therefore increases the overlap between the wave-packets corresponding to photons H 2 and V 2. (iii) The possibility that ρ_{ph}^{QT} may include contributions from different cascades arises from the finite probability of re-exciting the system between the first and the second photon emission. This explains the increment of and fall of C for increasing excitation rate, shown in Fig. 2(c,d) for the case of a continuously pumped QD (with $j(0) = j(1)$ and $\epsilon_x = \epsilon_d = 0$). In this case, an important role is also played by the time interval associated with the detection of photon 2 (t_0^2 , t_m^2). A shorter t_0^2 reduces the probability, e.g., that the detected photons 1 and 2 might arise respectively from the relaxations R 1 and R 3 in Fig. 1(b). However, while this allows to increase the concurrence of ρ_{ph}^{QT} , it doesn't improve the merits of the entangled-photon source, which depend on the state of the overall emission ρ_{ph} (see below).

The above results allow to isolate the contribution of different physical effects to the degradation of the ideal ρ_{ph}^{QT} , and thus provide upper limits to the value of C corresponding to each ϵ_d , γ_p , or ϵ_x . The incidence of each of these factors strongly depends on the emission rate of photon 2. Therefore, in the following we shall analyze the case where such emission rate is increased by embedding the QD in a semiconductor MC close to resonance with the excitonic transition ($\epsilon_c = \epsilon_2$). Besides, we shall focus on the case of pulse-pumped excitation [4, 5, 6], for it allows to trigger the generation of photon pairs and reduces the probability of unwanted re-excitations of the dot after the first cascade. In the weak-coupling regime, the effect of the QD-MC interaction essentially consists in enhancing the photon-emission rate by a factor corresponding to the so-called Purcell factor, $F_p = 2g^2/\gamma_r$. The contribution to the parameters γ , ϵ , and ϵ_x arising from the cavity emission are computed by replacing in Eq. 2 the ladder operators a_2 with a ($= H; V$).

In Fig. 3 we plot the values of the concurrence as a function of the energy splitting ϵ_x and of the effective emission rate $F_p \gamma_r$ of the excitonic transition. For a relatively short exciting pulse (gaussian time profile, with $\tau = 10$ ps) and ϵ_x not larger than a few eV (left panel), values of C of about 0.8 are achieved. While the dependence of C on ϵ_x is monotonous, that on the Purcell factor is characterized by the presence of a maximum. In fact, if $F_p \gamma_r$ is too high with respect to the exciting rate γ_p , the system tends to emit a photon from an excitonic level before being excited to state B (see below). The fact that the photons 1 and 2 might proceed from different cascades (e.g., from the decays R 2 and R 1, respectively, in Fig. 1(c)), weakens the overall degree of polarization correlation. This feature is even more dramatic in the case of a large and weaker exciting pulse (right panel, $\tau = 100$ ps), where it results in a strong suppression of

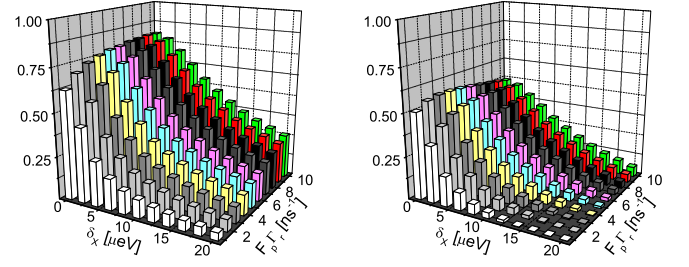


FIG. 3: Concurrence of ρ_{ph}^{QT} , as a function of the energy splitting ϵ_x and the effective emission rate of the second photon $F_p \gamma_r$. Results are shown for the case of a short gaussian pulse ($\tau = 10$ ps, $\gamma_p = 0.05$ ps $^{-1}$, left panel) and for a long one ($\tau = 100$ ps, $\gamma_p = 0.005$ ps $^{-1}$, right panel). Other physical parameters are: $\tau_1 = 10^3$ ps, $\epsilon_d = 500$ ps, $g_{H;V} = 0.05$ meV.

the concurrence and in a displacement of the maximum towards lower values of F_p . Therefore, while increasing the Purcell factor allows to suppress the detrimental effects of dephasing and of the exciton energy splitting ϵ_x (see Fig. 2), large values of F_p result in an overall reduction of the frequency-polarization entanglement.

A good source of single entangled photon pairs is one where the probability p of emitting only two photons from a single cascade (B ! X ! G) is high as compared to those of the competing processes (Fig. 1(b-d)). In order to estimate such probabilities and to gain a deeper understanding on the underlying processes, it is useful to distinguish between the properties of the radiation emitted by the dot-cavity system and those of the detected photons. This calls for including the quantum feedback of the continuous measurement on the dot-cavity system [15]. In particular, the evolution conditioned upon not having detected any photon up to time t is obtained by applying to the Liouvillians L_{QD}^r and L_{MC} the following substitutions:

$$\begin{aligned} L_{MC} &\rightarrow L_{MC} - \sum_{n=1,2} \eta_n a_n^\dagger a_n \\ L_{QD} &\rightarrow L_{QD} - \sum_{n=1,2} \eta_n a_n^\dagger a_n \end{aligned} \quad (3)$$

where η_n (η_{MC}) is the efficiency of the detectors times the collection efficiency of the photons emitted by the cavity (dot). The probability that the first detected photon is generated with polarization μ , by the relaxation of the dot into the leaky modes or by the cavity loss, is given respectively by

$$\begin{aligned} p_n^{(\mu)} &= \gamma_{QD} \int_0^\infty dt h_\mu^\dagger(t) \rho_n(t) i \\ p_c^{(\mu)} &= \gamma_{MC} \int_0^\infty dt h_\mu^\dagger(t) a(t) i \end{aligned} \quad (4)$$

where $\mu = H; V$, $n = 1; 2$, and $\rho_n = (\rho_{QD}; \rho_{MC})$. If also the

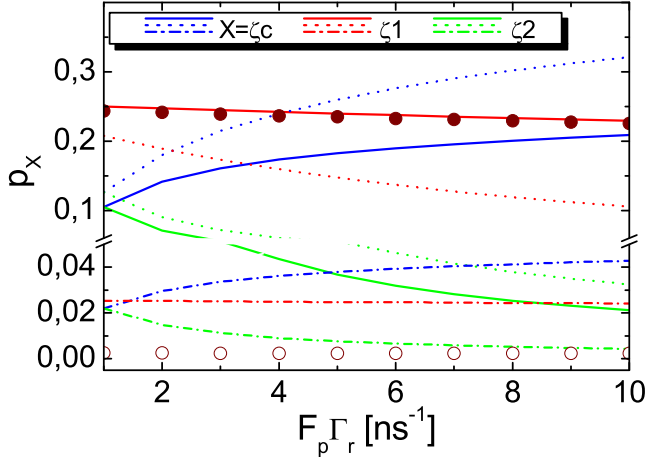


FIG. 4: Probabilities $p_x^{()}$ associated with the first photon detection, as a function of the Purcell factor F_p ($x = 0$). The probabilities are computed for short ($\tau = 10$ ps, $\gamma_p = 0.05$ ps $^{-1}$, solid and dot-dashed lines) and long ($\tau = 100$ ps, $\gamma_p = 0.005$ ps $^{-1}$ dotted lines) laser-pulse durations, for high ($\zeta_D = \zeta_{MC} = 1$, solid and dotted) and low ($\zeta_D = \zeta_{MC} = 0.1$, dotted-dashed) detection efficiencies. The filled (empty) circles correspond to $p_{1;2}^{()} + p_{1;1;c}^{()}$ in the high (low) efficiency case, being $\zeta = H/V$.

second detection is taken into account, the corresponding joint probabilities take the form

$$p_{1;c}^{()} = B \int_{t_m}^{t_m} dt \int_{t_m}^{t_m} dt^0 h_{y_1}(t) a^y(t^0) a(t^0)_{-1}(t) i;$$

$$p_{1;2}^{()} = B^0 \int_{t_m}^{t_m} dt \int_{t_m}^{t_m} dt^0 h_{y_1}(t) h_{y_2}(t^0)_{-2}(t^0)_{-1}(t) i;$$

where $B = \zeta_{MC} \gamma_{QD}$, $B^0 = (\gamma_{QD})^2$, and $\zeta = H/V$. If all the emitted photons are detected ($\zeta_D = \zeta_{MC} = 1$), the above quantities reflect the intrinsic properties of the photon source.

In Fig. 4 we show the dependence of $p_c^{()}$ and $p_n^{()}$ on the Purcell factor (that on x , not shown here, is negligible). For $\tau = 10$ ps (solid lines) and with growing F_p , $p_c^{(1;1)} + p_{1;1}^{(1;1)}$ slightly increases with respect to $p_{2;2}^{(1;1)}$. Correspondingly, the probability of generating only an entangled photon pair, $p^{()} = p_{H1}^{()} + p_{V1}^{()}$, decreases below 0.46 for $F_p = 10$. This effect is more evident in the long-pulse case (dotted lines), where the exciton relaxation rate $(F_p + 1) \gamma_x$ becomes larger than the excitation rate γ_p . The analysis of the second photon detection shows that, in the short-pulse case, $p_{1;1}^{(1;1)} > p_{1;2}^{(1;1)} + p_{1;1;c}^{(1;1)}$, while the consecutive emission of two photons from the B state is highly improbable, $p_{1;1}^{(1;1)} \approx 0.0025$. Therefore the probability of generating only the required photon pair is well approximated by that of emitting from the biexciton state first, $p_{1;1}^{(1;1)} > p_{H1}^{(1;1)} + p_{V1}^{(1;1)}$. Things change qualitatively when imperfections in the photon detections are taken

into account ($\zeta_D = \zeta_{MC} = 0.1$, dotted-dashed lines). In fact, besides the order-of-magnitude reduction of all the detection probabilities, the observed weight of the single cascade $B \rightarrow X \rightarrow G$ is reduced with respect to that of the undesired processes: $p_{1;1}^{(0;1;0;1)} < p_c^{(0;1;0;1)} + p_{2;2}^{(0;1;0;1)}$ and $p_{1;1}^{(0;1;0;1)} < p_{H1}^{(0;1;0;1)} + p_{V1}^{(0;1;0;1)}$. Therefore, an improved detection efficiency increases not only the fraction of useful excitation cycles, but also the degree of entanglement in the observed photon pairs.

In conclusion, the coupling of the QD with a MC and the resulting increase of the photon-emission rate compensate the effect of dephasing and of the exciton energy splitting on the entanglement of the emitted photon pairs. However, large Purcell factors also reduce the probability of the desired cascade decay with respect to that of competing processes, resulting in an overall decrease of the concurrence. Finally, due to the finite detection efficiency, the observed degree of polarization correlation, is smaller than that of the emitted photons. Such limitations, as well as those related to the time-jitter, might be possibly overcome by coherently exciting the QD with two-photon absorption processes [16].

This work has been partly supported by the Spanish MEC under contracts MAT2005-01388, NAN2004-09109-C04-4, by CAM under Contract S-0505/ESP-0200, and by the Italy-Spain "integrated action" H2005-0027.

-
- [1] M. A. Nielsen and I. L. Chuang, in Quantum Computation and Quantum Information (Cambridge University Press, Cambridge, 2000).
 - [2] O. Benson, C. Santori, M. Pelton, and Y. Yamamoto, Phys. Rev. Lett. 84, 2513 (2000).
 - [3] T. M. Stace, G. J. Milburn, and C. H. W. Barnes, Phys. Rev. B 67, 085317 (2003).
 - [4] N. Akopian, N. H. Lindner, E. Poem, Y. Berlatzky, J. Avron, D. Gershoni, B. D. Gerardot, and P. M. Petro, Phys. Rev. Lett. 96, 130501 (2006).
 - [5] R. M. Stevenson, R. J. Young, P. Atkinson, K. Cooper, D. A. Ritchie, and A. J. Shields, Nature 439, 179 (2006).
 - [6] R. J. Young, R. M. Stevenson, P. Atkinson, K. Cooper, D. A. Ritchie, and A. J. Shields, New Journal Phys. 8, 29 (2006).
 - [7] D. Fattal, K. Inoue, J. Vuckovic, C. Santori, G. S. Solomon, and Y. Yamamoto, Phys. Rev. Lett. 92, 037903 (2004).
 - [8] M. Benyoucef, S. M. Ulrich, P. Michler, J. Wiersig, F. Jahnke, and A. Forchel, New Journal of Phys. 6, 91 (2004).
 - [9] A. Kizir, M. A. Tature, and A. Imamoglu, Phys. Rev. A 69, 32305 (2004).
 - [10] F. Troiani, J. I. Perea, and C. Tejedor, Phys. Rev. B 73, 035316 (2006).
 - [11] J. I. Perea and C. Tejedor, Phys. Rev. B 72, 35303 (2005).
 - [12] D. F. Jamies, P. G. Kwiat, W. J. Munro, and A. G. White, Phys. Rev. A 64, 052312 (2001).

- [13] J. B. Altepeter, E. Jeffrey, and P. G. Kwiat, in *Advances in atomic, molecular, and optical physics*, edited by P. R. Berman and C. C. Lin (Academic Press, New York, 2005).
- [14] A. Peres, *Phys. Rev. Lett.* **77**, 1413 (1996).
- [15] H. M. Wiseman, *Phys. Rev. A* **49**, 2133 (1994).
- [16] I. A. Akinov, J. T. Andrews, and F. Henneberger, *Phys. Rev. Lett.* **96**, 067401 (2006).