

# Simplifying Random Satisfiability Problem by Removing Frustrating Interactions

A. Ramezanpour\*

*Institute for Advanced Studies in Basic Sciences, Zanzan 45195-1159, Iran*

S. Moghimi-Araghi<sup>†</sup>

*Department of Physics, Sharif University of Technology, P.O.Box 11365-9161, Tehran, Iran*

(Dated: March 23, 2022)

## Abstract

How can we remove some interactions in a constraint satisfaction problem (CSP) such that it still remains satisfiable? In this paper we study a modified survey propagation algorithm that enables us to address this question for a prototypical CSP, i.e. random K-satisfiability problem. The average number of removed interactions is controlled by a tuning parameter in the algorithm. If the original problem is satisfiable then we are able to construct satisfiable subproblems ranging from the original one to a minimal one with minimum possible number of interactions. The minimal satisfiable subproblems will provide directly the solutions of the original problem.

---

\*Electronic address: ramezanpour@iasbs.ac.ir

<sup>†</sup>Electronic address: samanimi@sharif.edu

## I. INTRODUCTION

There are many combinatorial problems that can be represented as a constrained satisfaction problem (CSP) in which we are to satisfy a number of constraints defined over a set of discrete variables. An interesting example is the Low Density Parity Check Code in information theory [1]. Here a code word consists of  $N$  variables  $\in \{0, 1\}$  that satisfy  $M$  parity-check constraints. Each constraint acts on a few variables and is satisfied if sum of the variables module 2 is zero. Another example is finding the fixed points of a Random Boolean Network [2]. Again we have  $N$  Boolean variables represented by the nodes of a directed network. The state of a node at a given time step is a logical function of the state of its incoming neighbors in the previous time step. Thus a fixed point of the problem is one that satisfies  $N$  constraints, one for each variable, where a constraint enforces the variable taking the outcome of the logical function.

From a physical point of view there exist a close relation between these problems with frustrated systems exhibiting glassy behavior, such as spin glasses [3]. The methods and concepts developed in the study of these systems enable us to get a better understanding of the above problems.

Random satisfiability problem is a typical CSP that allows us to study combinatorial CSP's in a simple framework. It is the first problem whose NP-completeness has been proven [4, 5]. The problem is defined over  $N$  logical variables that are to satisfy  $M$  logical constraints or clauses. Each clause interacts with some randomly selected variables that can appear negated or as such with equal probability. The clause is satisfied if at least one of the variables are TRUE. Here the interest is in the satisfiability of the problem and finding the solutions or ground state configurations that result to the minimum number of violated clauses. For small number of clauses per variable  $\alpha = M/N$ , a typical instance of the problem is satisfiable, that is there is at least one configuration of variables that satisfies all the clauses. On the other hand, for large  $\alpha$  a typical instance of the problem is unsatisfiable with probability one. We have a sharp transition at  $\alpha_c$  that separates SAT and UNSAT phases of the problem [6].

The interaction pattern of clauses with variables make a graph that is called the factor graph [7]. Notice that larger number of interactions lead to much frustration and thus make the problem harder both in checking its satisfiability and finding its solutions. Therefore,

one way to make the problem easier is to reduce it to some smaller subproblems with smaller number of interactions. Then we could utilize some local search algorithms (like Walksat and its generalizations [8]) to solve the smaller subproblem. However, for a given number of variables and clauses the chance to find a solution decreases as we remove the interactions from the factor graph. Moreover, the number of subproblems with a given number of interactions is exponentially large. These facts make the above reduction procedure inefficient unless we find a way to get around them.

Survey propagation algorithm is a powerful message passing algorithm that helps us to check the satisfiability of the problem and find its solutions [9, 10]. In Ref. [11] we showed that as long as we are in the SAT phase we can modify this algorithm to find the satisfiable spanning trees. There, we also showed that there is a correspondence between the set of solutions in the original problem and those of the satisfiable spanning trees. Indeed the modified algorithm enabled us to remove some interactions from the problem such that the obtained subproblem is still satisfiable.

In this paper we are going to investigate the modified algorithm in more details, by studying its performance for different classes of subproblems. There is a free parameter in the algorithm that allows us to control the number of interactions in the subproblems. In this way we can construct ensembles of satisfiable subproblems with different average number of interactions. The largest subproblem is the original problem and the smallest one is a subproblem in which each clause interacts with just one variable. The latter satisfiable subproblems, which we call minimal satisfiable subproblems, result directly to the solutions of the original problem. We will show how the number of solutions (in replica symmetric approximation) and the complexity (in one-step replica symmetric approximation) varies for different subproblems close to the SAT-UNSAT transition.

The paper is organized in this manner: First we define more precisely the random K-satisfiability problem and its known features. In section III we briefly introduce belief and survey propagation algorithms that play an essential role in the remaining parts of the paper. Section IV has been divided to four subsections that deal with satisfiable subproblems. We start by some general arguments and then represent numerical results for different satisfiable subproblems. Finally section V is devoted to our conclusion remarks.

## II. RANDOM K-SATISFIABILITY PROBLEM

A random satisfiability problem is defined as follows: We take  $N$  logical variables  $x_i \in \{0, 1\}$ . Then we construct a formula  $F$  of  $M$  clauses joined to each other by logical AND. Each clause contains a number of randomly selected logical variables. In the random K-SAT problem each clause has a fixed number of  $K$  variables. These variables, which join to each other by logical OR, are negated with probability  $1/2$ , otherwise appear as such. For example  $F := (\bar{x}_2 \vee x_4) \wedge (\bar{x}_3 \vee x_2) \wedge (x_1 \vee x_3)$  is a 2-SAT formula with 3 clauses and 4 logical variables. A solution of  $F$  is a configuration of logical variables that satisfy all the clauses. The problem is satisfiable if there is at least one solution or satisfying configuration of variables for the formula. Given an instance of the problem, then we are interested to know if it is satisfiable or not. A more difficult problem is to find the ground state configurations which lead to the minimum number of violated clauses.

The relevant parameter that determines the satisfiability of  $F$  is  $\alpha := M/N$ . In the thermodynamic limit ( $N, M \rightarrow \infty$  and  $\alpha \rightarrow \text{const.}$ )  $F$  is satisfied with probability one as long as  $\alpha < \alpha_c$ . Moreover, it has been found that for  $\alpha_d < \alpha < \alpha_c$  the problem is in the Hard-SAT phase [9]. At  $\alpha_d$  we have a dynamical phase transition associated with the break down of replica symmetry. Assuming one-step replica symmetry breaking, one obtains  $\alpha_d \simeq 3.92$  and  $\alpha_c \simeq 4.26$  for random 3-SAT problems[9]. Although this approximation seems to be exact near the SAT-UNSAT transition but it fails close to the dynamical transition where higher order replica symmetry breaking solutions are to be used [12, 13].

A useful tool in the study of CSP's is the factor graph which is a bipartite graph of variable nodes and function nodes (clauses). The structure of this graph is completely determined by a  $M \times N$  matrix with elements  $J_{a,i} \in \{0, +1, -1\}$ ;  $J_{a,i} = +1$  if clause  $a$  contains  $x_i$ , it is equal to  $-1$  if  $\bar{x}_i$  appears in  $a$  and otherwise  $J_{a,i} = 0$ . In a graph representation, we add an edges between function node  $a$  and variable node  $i$  if  $J_{a,i} \neq 0$ . The edges will be shown by a filled line if  $J_{a,i} = +1$  and by a dashed line if  $J_{a,i} = -1$ .

We also define an energy (or cost function) for the problem which is the number of violated clauses for a given configuration of variables

$$E[\{s\}] \equiv \sum_{a=1}^M \prod_{j=1}^K \left( \frac{1 - J_{a,i_j^a} s_{i_j^a}}{2} \right). \quad (1)$$

Here we introduced spin variables  $s_i = 2x_i - 1 \in \{-1, 1\}$  and  $i_j^a$  is the index of  $j$ th variable in clause  $a$ . A solution of the problem is a configuration of zero energy and the ground states are those configuration having the minimum energy. Note that the presence of two variables in the same clause results to direct interactions between the corresponding spin variables.

### III. BELIEF AND SURVEY PROPAGATION ALGORITHMS

In this section we give a brief description of some message passing algorithms which help us to get some insights about the solution space of the problem. These algorithm have an iterative nature and can give information for single instances of the problem. For more details about the algorithms and their origin see [7, 9, 10].

#### A. Assuming replica symmetry; Belief propagation

In the following we restrict ourselves in the SAT phase where there are some solutions that satisfy the problem. These solutions are represented by points in the  $N$ -dimensional configuration space of the variables. If the number of interactions is low enough we can assume a replica symmetric structure for the organization of the solutions in this space. It means that the set of solutions make a single cluster (or pure state) in which any two solutions can be connected to each other by a path of finite steps when  $N$  approaches to infinity. Belief propagation algorithm enables us to find the solutions and their number (the cluster's size or entropy of the pure state) in this case. Consider the set of solutions with  $\mathcal{N}_s$  members. Each member is defined by  $N$  values for the variables  $\{s_i^* \in \{-1, 1\} | i = 1, \dots, N\}$ . We consider the probability space made by all the solutions with equal probability. Then let us define the warnings  $\eta_{a \rightarrow i}$  as the probability that all variables in clause  $a$ , except  $i$ , are in a state that violate  $a$ . Assuming a tree-like structure for the factor graph (i.e. ignoring the correlations between neighboring variables),  $\eta_{a \rightarrow i}$  can be written as

$$\eta_{a \rightarrow i} = \prod_{j \in V(a) - i} P_a^u(j), \quad (2)$$

where  $P_a^u(j)$  is the probability that variable  $j$  dose not satisfy clause  $a$ . We also denote by  $V(a)$  the set of variables belong to clause  $a$  and by  $V(i)$  the set of clauses that variable  $i$



and

$$\begin{aligned}\Pi_i^- &= \prod_{a \in V_+(i)} (1 - \eta_{a \rightarrow i}), \\ \Pi_i^+ &= \prod_{a \in V_-(i)} (1 - \eta_{a \rightarrow i}).\end{aligned}\tag{7}$$

In these equations  $V_\pm(i)$  are the set of function nodes in  $V(i)$  with  $J_{a,i} = \pm 1$  and  $k_i$  is the number of clauses in  $V(i)$ .

It has been shown that the above algorithm gives exact results for tree-like factor graphs [10].

### B. Assuming one-step replica symmetry breaking; Survey propagation

When we have one-step replica symmetry breaking, the set of solutions organize in a number of well separated clusters with their own internal entropies. Suppose there are  $\mathcal{N}_c$  of such clusters. In a coarse grained picture, we can assign a state  $\{\sigma_i^* \in \{-1, 0, 1\} | i = 1, \dots, N\}$  to each cluster of the solution space. For a given cluster  $\sigma_i^* = +1/-1$  if variable  $i$  has the same value  $+1/-1$  in all the solutions belong to the cluster. Otherwise, that is if variable  $i$  is not frozen and alternates between  $-1$  and  $1$ ,  $\sigma_i^* = 0$ . Again we can define a probability space in which all the clusters have the same probability. As before  $\eta_{a \rightarrow i}$  is the probability (in new space) that all variables in clause  $a$ , except  $i$ , are in states that violate clause  $a$ . Notice that we have to take into account the extra state  $\sigma_i^* = 0$ , which is called the joker state, in the calculations. Generalizing the belief propagation relations one obtains [10]

$$\eta_{a \rightarrow i} = \prod_{j \in V(a) - i} P_a^u(j),\tag{8}$$

where

$$P_a^u(j) = \frac{\Pi_{j \rightarrow a}^u}{\Pi_{j \rightarrow a}^s + \Pi_{j \rightarrow a}^0 + \Pi_{j \rightarrow a}^u}.\tag{9}$$

But now

$$\begin{aligned}\Pi_{j \rightarrow a}^0 &= \prod_{b \in V(j) - a} (1 - \eta_{b \rightarrow j}), \\ \Pi_{j \rightarrow a}^u &= [1 - \prod_{b \in V_a^u(j)} (1 - \eta_{b \rightarrow j})] \prod_{b \in V_a^s(j)} (1 - \eta_{b \rightarrow j}), \\ \Pi_{j \rightarrow a}^s &= [1 - \prod_{b \in V_a^s(j)} (1 - \eta_{b \rightarrow j})] \prod_{b \in V_a^u(j)} (1 - \eta_{b \rightarrow j}).\end{aligned}\tag{10}$$

The above equations can be solved iteratively for  $\eta$ 's. As long as we are in the SAT phase, the above algorithm may converge with no contradictory warnings. Then the configurational entropy or complexity of the problem reads [10]

$$\Sigma = \ln \mathcal{N}_c = \sum_{a=1}^M \Sigma_a - \sum_{i=1}^N (k_i - 1) \Sigma_i, \quad (11)$$

where

$$\begin{aligned} \Sigma_a &= \log \left[ \prod_{j \in V(a)} \left( \Pi_{j \rightarrow a}^s + \Pi_{j \rightarrow a}^0 + \Pi_{j \rightarrow a}^u \right) - \prod_{j \in V(a)} \Pi_{j \rightarrow a}^u \right], \\ \Sigma_i &= \log [\Pi_i^- + \Pi_i^0 + \Pi_i^+], \end{aligned} \quad (12)$$

and

$$\begin{aligned} \Pi_i^- &= [1 - \prod_{a \in V_-(i)} (1 - \eta_{a \rightarrow i})] \prod_{a \in V_+(i)} (1 - \eta_{a \rightarrow i}), \\ \Pi_i^+ &= [1 - \prod_{a \in V_+(i)} (1 - \eta_{a \rightarrow i})] \prod_{a \in V_-(i)} (1 - \eta_{a \rightarrow i}), \\ \Pi_i^0 &= \prod_{a \in V(i)} (1 - \eta_{a \rightarrow i}). \end{aligned} \quad (13)$$

To find a solution of the problem we can follow a simple survey inspired decimation algorithm that works with the biases a variable experience [10]. Let us define  $W_i^+$  the probability for variable  $i$  to be frozen in state +1 in a randomly selected cluster of solutions. Similarly we define  $W_i^-$  and  $W_i^0$ . Then according to the above definitions we have

$$\begin{aligned} W_i^+ &= \frac{\Pi_i^+}{\Pi_i^+ + \Pi_i^0 + \Pi_i^-}, \\ W_i^- &= \frac{\Pi_i^-}{\Pi_i^+ + \Pi_i^0 + \Pi_i^-}, \\ W_i^0 &= 1 - W_i^+ - W_i^-. \end{aligned} \quad (14)$$

After a run of survey propagation algorithm we have the above biases and fix the most biased variable, i.e. one with largest  $|W^+ - W^-|$ . Then we can simplify the problem and again run survey propagation algorithm. We repeat the above process until we reach a simple problem with all warnings equal to zero. This problem then can be solved by a local search algorithm.

#### IV. FINDING SATISFIABLE SUBPROBLEMS

Consider a satisfiable random KSAT problem and the associated factor graph with  $N$  variable nodes,  $M$  function nodes and  $KM$  edges. All the function nodes have the same



degree  $k_a = K$  and a variable node has degree  $k_i$  which, in the thermodynamic limit, follows a Poisson distribution of mean  $K\alpha$ . If  $\{s_i^* | i = 1, \dots, N\}$  is a solution of the problem, then any function node in the factor graph has at least one neighboring variable node that satisfies it. It means that for any solution we can remove some of the edges in the factor graph while the obtained subproblem is still satisfiable and  $k_a \geq 1$  for all function nodes. Obviously we can do this until each function node is only connected to one variable node, the one that satisfies the corresponding clause. So it is clear that for a satisfiable problem there exist many subproblems ranging from the original one, with  $L = KM$  edges (or interactions), to a minimal one with  $L = M$  edges in its factor graph. In general we define  $G_x(M, N)$  as the ensemble of satisfiable subproblems defined by the parameter  $x$ . For example  $G_L(M, N)$  is the ensemble of satisfiable subproblems with  $L$  edges.

An interesting point is the presence of a correspondence between the solutions of the original problem and solutions of an ensemble of subproblems with  $L$  edges. Obviously any solution of the subproblems in  $G_L(M, N)$  is also a solution of the original problem. Moreover, as described above, for any solution we can remove some of the edges until we obtain a subproblem of exactly  $L$  edges. In [11] we showed that this correspondence holds also for the set of spanning trees which is a subset of  $G_{M+N-1}(M, N)$ . These correspondence relations will allow us to construct the ensembles and to find the solutions of the original problem by solving a subproblem.

Notice that as the number of interactions in a problem decreases we have to pay less computational cost to solve it. In fact, tree-like factor graphs can easily be solved by efficient local search algorithms. And if someone could give the ensemble of minimal subproblems, the whole set of solutions would be available. Now the main questions are: How can we construct these satisfiable subproblems and what can be said about the properties of these subproblems? In the following we try to answer these questions by a simple modification of survey propagation algorithm, introduced in [11].

### A. General arguments

For a given ensemble of subproblems  $G_x(M, N)$  we would have  $\mathcal{N}_x(M, N)$  members. In a given ensemble  $G_x$ , we assign weight  $w_{a,i}$  to edge  $(a, i)$  as a measure of its appearance

frequency in the ensemble, that is,

$$w_{a,i} = \frac{1}{\mathcal{N}_x} \sum_{g \in G_x} y_{a,i}(g), \quad (15)$$

where  $y_{a,i}(g) = 1$  if the edge appears in  $g$  and otherwise  $y_{a,i}(g) = 0$ . Let  $P_x(g)$  be a measure defined on the space of all subgraphs with equal probability for all subgraphs  $g$  that belong to  $G_x$  and zero otherwise. This probability can be written in terms of  $y$ 's

$$P_x(g) = \frac{1}{\mathcal{N}_x} \sum_{g' \in G_x} \prod_{(a,i)} \delta_{y_{a,i}(g), y_{a,i}(g')}. \quad (16)$$

It is then easy to show that  $\sum_g P_x(g) = 1$  and  $\ln \mathcal{N}_x = -\sum_g P_x(g) \ln P_x(g)$ . Suppose that we have obtained  $w$ 's for the ensemble  $G_x$  from another way. As an estimate of  $P_x(g)$  we write

$$P_x^e(g) = \prod_{(a,i)} [y_{a,i}(g)w_{a,i} + (1 - y_{a,i}(g))(1 - w_{a,i})]. \quad (17)$$

Then we expect that

$$\ln \mathcal{N}_x^e = -\sum_g P_x^e(g) \ln P_x^e(g) = -\sum_{(a,i)} [w_{a,i} \ln w_{a,i} + (1 - w_{a,i}) \ln(1 - w_{a,i})], \quad (18)$$

gives a good estimate of  $\ln \mathcal{N}_x$ .

Suppose that we have obtained all the members in ensemble  $G_x$ . Assuming replica symmetry, we could run belief propagation on each member of the ensemble and obtain its entropy. Then we could define  $\langle S_x \rangle$ , the average of entropy taken over ensemble  $G_x$ . Similarly we could run survey propagation algorithm and define  $\langle \Sigma_x \rangle$  as the average complexity of subproblems in  $G_x$ . Actually we will not follow the above procedure and get around the difficult problem of finding all the ensemble members. Let us describe our procedure for the case of survey propagation algorithm. Generalization to the belief propagation algorithm would be straightforward.

To obtain  $w$ 's for an ensemble we go through a self-consistency approach. We run survey propagation algorithm on the original factor graph but at the same time we take into account the fact that each edge has its own probability of appearing in the ensemble. Now the survey along edge  $(a, i)$  is updated according to the following rule

$$\eta_{a \rightarrow i} = \prod_{j \in V(a) - i} [w_{a,j} P_a^u(j) + 1 - w_{a,j}], \quad (19)$$

where as before  $P_a^u(j)$  is given by Eq.9 with

$$\begin{aligned}\Pi_{j \rightarrow a}^0 &= \prod_{b \in V(j)-a} (1 - w_{b,j} \eta_{b \rightarrow j}), \\ \Pi_{j \rightarrow a}^u &= [1 - \prod_{b \in V_a^u(j)} (1 - w_{b,j} \eta_{b \rightarrow j})] \prod_{b \in V_a^s(j)} (1 - w_{b,j} \eta_{b \rightarrow j}), \\ \Pi_{j \rightarrow a}^s &= [1 - \prod_{b \in V_a^s(j)} (1 - w_{b,j} \eta_{b \rightarrow j})] \prod_{b \in V_a^u(j)} (1 - w_{b,j} \eta_{b \rightarrow j}).\end{aligned}\tag{20}$$

An essential step here is the determination of  $w$ 's in a given ensemble. Remember that a given ensemble is a set of satisfiable subproblems which completely define the probabilities  $w$  along the edges of the factor graph. Thus, if with a given set of  $w$ 's we find a large warning sent from  $a$  to  $i$ , we expect a high probability for the presence of that edge in the ensemble. Here we make a crucial assumption and use the following ansatz

$$w_{a,i} = [\eta_{a \rightarrow i}]^\mu.\tag{21}$$

that incorporates the above fact. We take  $\mu \geq 0$  as a free parameter and denote the resulted ensembles by  $G_\mu$ . For a given  $\mu$  we would have an ensemble of satisfiable subproblems with different number of edges. Because of the functional form of the above ansatz, the average number of edges in the ensemble decreases by increasing  $\mu$ . Therefore, to obtain smaller satisfiable subproblems we will need to run the algorithm for larger values of  $\mu$ .

Starting from initially random  $\eta$ 's and  $w$ 's we iterate the above equations until (i) it converges to some fixed point, (ii) or results to contradictory warnings (iii) or dose not converge in a predefined limit for the number of iterations  $t_{max}$ . We think that as long as the original problem is satisfiable the algorithm will converge in a finite fraction of times that we run it. If the algorithm converges then we can utilize our definition for  $w$ 's and construct satisfiable subproblems. To construct a subproblem in  $G_\mu$  we go through all the edges and select them with probabilities  $w_{a,i}$ 's. We hope that such a subproblem be satisfiable with a considerable probability. Moreover, it is reasonable that we pay more computational cost to find smaller satisfiable subproblems which are closer to the solutions of the original problem.

## B. Numerical results

In the following we will study some properties of satisfiable subproblems including the spanning trees of the original factor graph and the minimal subproblems.

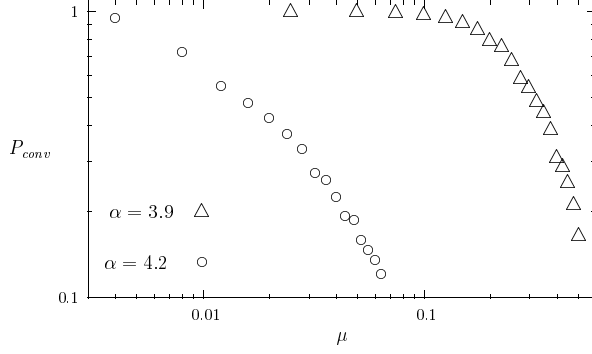


FIG. 2: Convergence probability for two values of  $\alpha$  close to the SAT-UNSAT transition. Number of variables is  $N = 1000$  and statistical errors are of order 0.01.

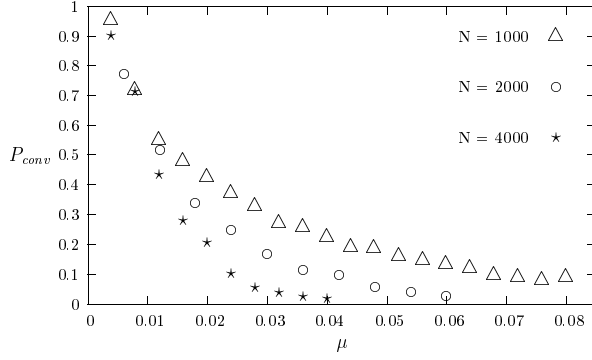


FIG. 3: Convergence probability for different problem sizes at  $\alpha = 4.2$ . Statistical errors are of order 0.01.

We start from initially random values of  $0 \leq \eta_{a,i}, w_{a,i} \leq 1$  for all the edges  $(a, i)$ . Then in each iteration of the algorithm we update  $\eta$  and  $w$  for all the edges according to Eqs. 19, 20 and 21. The edges are selected sequentially in a random way. The algorithm converges if for all the edges the differences between new and old values of  $\eta$  are less than  $\epsilon$ . We bound the number of iterations from above to  $t_{max}$  and if the algorithm dose not converge in this limit, we say that it diverges. In the following we will work with  $\epsilon = 0.001$  and  $t_{max} = 1000$ . Moreover, we consider 3-SAT problems where each clause in the original problem has just  $K = 3$  variables.

Let us first study the convergence properties of the modified algorithm. To this end we repeat the algorithm for a number of times and define  $P_{conv}$  as the fraction of times in which the algorithm converges. In Fig. 2 we display  $P_{conv}$  for the modified survey propagation algorithm. It is observed that  $P_{conv}$  decreases by increasing  $\mu$ . Moreover,  $P_{conv}$

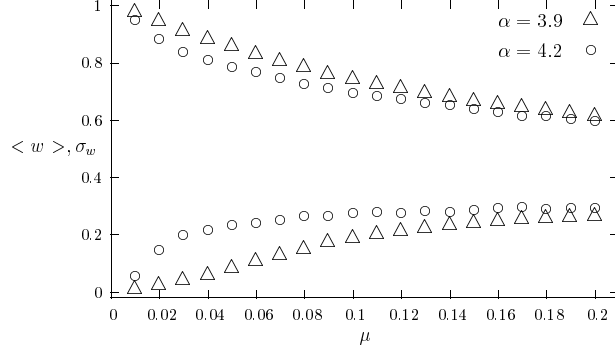


FIG. 4: The average weight and its standard deviation for  $N = 1000$ . Statistical errors are about the point's sizes.

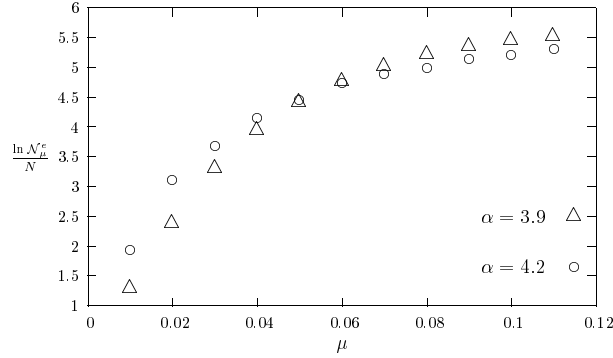


FIG. 5: Estimated value of the number of members in  $G_\mu$ . The results are for  $N = 1000$  and statistical errors are of order 0.1.

diminishes more rapidly for larger  $\alpha$ . It is reasonable because the removal of edges becomes harder as we get closer to the SAT-UNSAT transition. What happens if we increase the problem size? Figure 3 shows the finite size effects on convergence probability. These effects are significant due to the small problem sizes studied here. Moreover, as expected, the probability decreases more rapidly as  $N$  increases.

To see how the number of edges changes with  $\mu$  we obtained the average weight of an edge,  $\langle w \rangle$ , and its standard deviation,  $\sigma_w$ , in converged cases. The average number of edges is given by  $\langle L \rangle = 3M \langle w \rangle$ . Fig. 4 shows how these quantities behave with  $\mu$ . We found that as  $\mu$  gets larger  $\langle w \rangle$  decreases and finally (not shown in the figure) approaches to  $1/3$ , the minimum possible value to have a satisfiable subproblem when  $K = 3$ .

Using our arguments in previous subsection we can obtain an estimate of the number of members in the ensemble  $G_\mu$ ,  $\mathcal{N}_\mu^e$ . In Fig. 5 we show how  $\ln \mathcal{N}_\mu^e$  changes with  $\mu$ . Here we

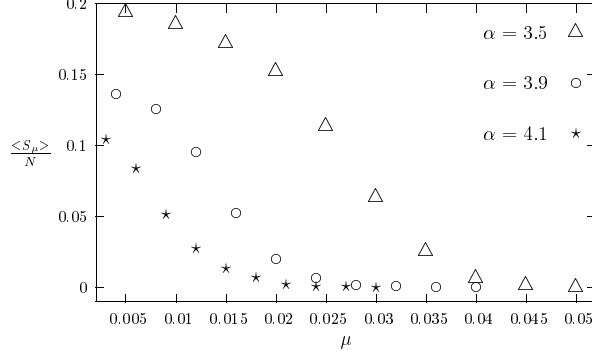


FIG. 6: Average entropy of a subproblem in  $G_\mu$  for  $N = 1000$ . Statistical errors are about the point's sizes.

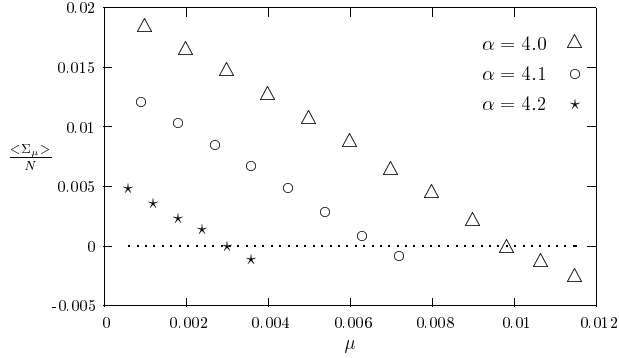


FIG. 7: Average complexity of a subproblem in  $G_\mu$  for  $N = 1000$ . Statistical errors are about the point's sizes.

have displayed the results just for small  $\mu$ 's where we are interested in. For larger  $\mu$ 's,  $\mathcal{N}_\mu^e$  decreases to its value for  $\langle L \rangle = M$ .

As described in the previous section we can obtain the average entropy of a typical subproblem in  $G_\mu$  by running belief propagation on it. The results have been displayed in Fig. 6. Similarly the average complexity of a subproblem is obtained by running survey propagation algorithm. Figure 7 shows this quantity for some values of  $\alpha$ . As the figures shows both  $\langle S_\mu \rangle$  and  $\langle \Sigma_\mu \rangle$  diminish with  $\mu$  and  $\alpha$ ; Removing edges from the factor graph and approaching the SAT-UNSAT transition both decrease the number of solutions and complexity. Notice that for a fixed value of  $\alpha$  we can define the threshold  $\mu_c(\alpha)$  where the complexity vanishes. It is a decreasing function of  $\alpha$  and we know already that  $\mu_c(\alpha_c) = 0$ .

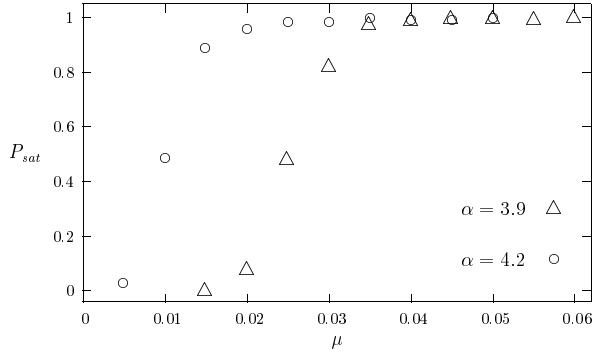


FIG. 8: Satisfiability probability of maximum spanning trees versus  $\mu$ . The problem size is  $N = 1000$  and statistical errors are of order 0.01.

### C. Satisfiable spanning trees

Suppose that the algorithm converges and returns the weights  $w$ 's for all the edges of the factor graph. It is not difficult to guess that maximum spanning trees have a larger probability to be a satisfiable spanning tree. A maximum spanning tree is a spanning tree of the factor graph with maximum weight  $W = \sum_{(a,i)} w_{a,i}$ . For a given  $\mu$  and a converged case we can construct maximum spanning trees in the following way: We start from a randomly selected node in the original factor graph and find the maximum weight among the edges that connect it to the other nodes. Then we list the edges having a weight in the  $\epsilon$ -neighborhood of the maximum one and add randomly one of them to the new factor graph. If we repeat the addition of edges  $N + M - 1$  times we obtain a spanning tree factor graph which has the maximum weight on its edges. Notice that taking a nonzero interval to define the edges of maximum weight at each step, along with the randomness in choosing one of them, allow to construct a large number of maximum spanning trees. In this way we define  $P_{sat}$  as the probability that a maximum spanning tree be satisfiable if the algorithm converges. To find out the satisfiability of the subproblem we use a local search algorithm (Focused Metropolis Search) introduced in [14]. Figure 8 displays this quantity versus  $\mu$  for some values of  $\alpha$ . The probability to find a satisfiable spanning tree becomes considerable even for a very small  $\mu$  and finally approaches to 1. For instance, if  $\alpha = 4.2$  then at  $\mu = 0.01$  almost half the maximum spanning trees are satisfiable. For these parameters the fraction of converged cases is nearly 0.6 (see Fig. 2). Although the algorithm provides a simple way of constructing satisfiable spanning trees but in general finding them is not an easy task. For example for

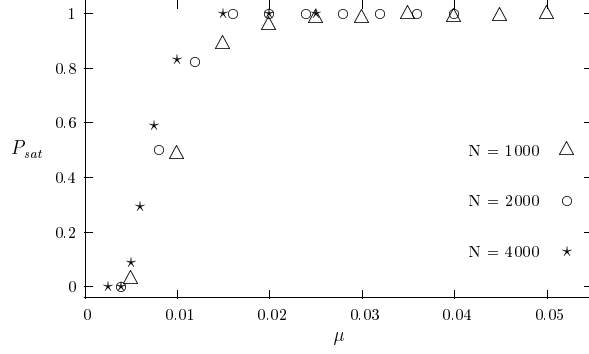


FIG. 9: Satisfiability probability of maximum spanning trees for a few problem sizes. Statistical errors are of order 0.01.

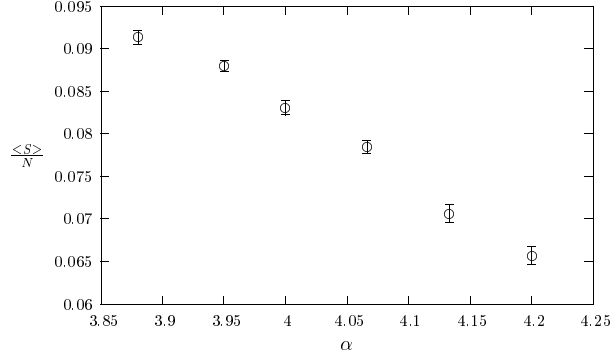


FIG. 10: Entropy of typical satisfiable spanning trees for  $N = 1000$  and  $\mu = 0.04$ .

a satisfiable problem with parameters ( $N = 100, M = 400, K = 3$ ), we found no satisfiable spanning tree among  $10^7$  randomly constructed ones. Figure 9 shows the satisfiability of maximum spanning trees for some larger problem sizes at  $\alpha = 4.2$ . Hopefully, by increasing  $N$  the satisfiability probability enhances for smaller values of  $\mu$  and gets more rapidly its saturation value. We hope that this behavior of  $P_{sat}$  compensate the decrease in  $P_{conv}$  for larger problem sizes. A look at Figs. 3 and 9 shows that for  $N = 4000$ ,  $\alpha = 4.2$  and at  $\mu = 0.01$  we have  $P_{conv} \approx 0.5$  and  $P_{sat} \approx 0.7$ . It means that of 100 runs we can extract on average 35 satisfiable spanning trees. Having a satisfiable spanning tree then we can find its solutions (which are also the solutions of the original problem) by any local search algorithm. This, besides the other methods, provides another way of finding the solutions of the original problem. In Fig. 10 we obtained the entropy of typical satisfiable spanning trees by running belief propagation on them. As the figure shows this entropy decreases linearly with  $\alpha$ . It will be interesting to compare the structural properties of satisfiable



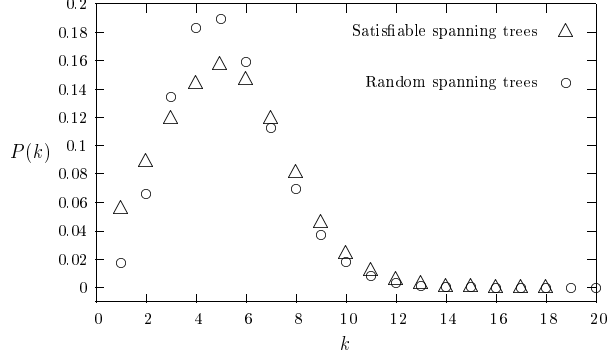


FIG. 11: Degree distribution of variable nodes in satisfiable and random spanning trees. The parameters are  $N = 1000$ ,  $\alpha = 4.2$  and  $\mu = 0.025$ . Statistical errors are about the point sizes.

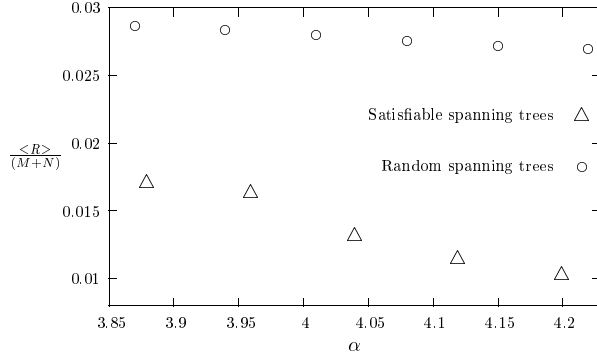


FIG. 12: Average diameter of satisfiable and random spanning trees for  $N = 1000$  and  $\mu = 0.05$ .

spanning trees with those of randomly constructed ones. To this end we obtained the degree distribution of variable and function nodes in the corresponding spanning trees. In Fig. 11 we compare the degree distributions of variables. For function nodes we found no significant difference between the two kinds of spanning trees. However, the degree distribution of variable nodes is slightly broader for the satisfiable spanning trees. There are more low and high degree nodes in these spanning trees. Another feature of satisfiable spanning trees is their low diameter compared to the random ones; Take the node having maximum degree as the center of spanning tree. The distance of a node from the center is defined as the number of links in the shortest path connecting the center to the node. We define the largest distance in the network as its diameter. The diameter of the two sets of spanning trees has been compared in Fig. 12. Satisfiable spanning trees have a diameter which is almost half the diameter of the random spanning trees.

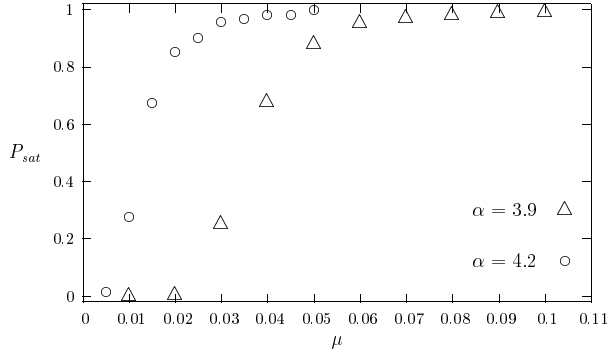


FIG. 13: Satisfiability probability of a minimal subproblem versus  $\mu$ . Number of variables is  $N = 1000$  and statistical errors are of order 0.01.

#### D. Minimal satisfiable subproblems

A minimal subproblem has the minimum possible number of edges  $L = M$  where each function node is connected to at most one variable node. Having such a subproblem it is easy to check its satisfiability. The solutions of a minimal satisfiable subproblem will be the solutions of the original problem. Moreover for any solution of the original problem there is at least one minimal satisfiable subproblem. The total number of minimal subproblems is  $K^M$  that makes the exhaustive search among them for satisfiable ones an intractable task. Suppose that the algorithm for a given  $\mu$  has been converged and returned the weights  $w$ 's for all the edges. Among the edges emanating from function node  $a$  we choose the one with maximum weight. If there are more than one edge of maximum weight then we select one of them randomly. Notice that we treat all the edges in the  $\epsilon$ -neighborhood of the maximum weight in the same manner. For all the function nodes we do the above choice to construct a minimal subproblem. Then we check the satisfiability of the subproblem and repeat the process for a large number of minimal subproblems obtained from converged runs of the algorithm. We define  $P_{sat}$  as the probability that a minimal subproblem be a satisfiable one. This quantity has been displayed in Fig. 13. Again we see that even for very small  $\mu$ ,  $P_{sat}$  is close to 1. When the parameters are  $(N = 1000, M = 4200, K = 3)$  this happens at  $\mu \approx 0.05$ . According to Fig. 2, at these parameters we have to run the algorithm on average 15 times to find a converged case. In Fig. 14 we compare  $P_{sat}$  for two different problem sizes. As the figure shows there is no significant difference between the two results.

Having a minimal satisfiable subproblem we will be able to find the solutions directly.

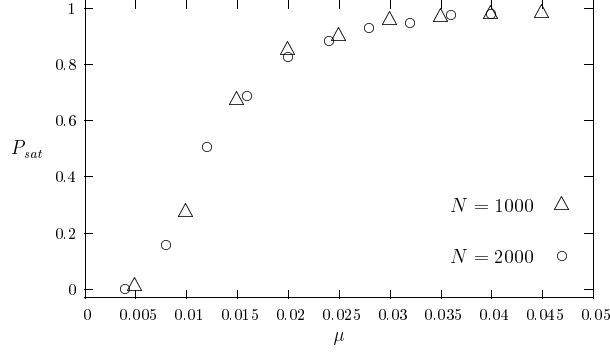


FIG. 14: Satisfiability probability of the minimal subproblems at  $\alpha = 4.2$ . Statistical errors are of order 0.01.

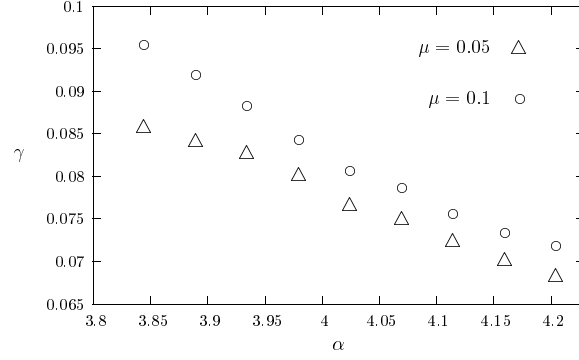


FIG. 15: Fraction of free variables in the minimal satisfiable subproblems. Number of variables is  $N = 1000$  and statistical errors are of order 0.001.

Any variable node that has at least one emanating edge is frozen in the obtained set of solutions. In Fig. 15 we have showed the fraction of free variables versus  $\alpha$ . Notice that  $1 - \gamma$  is the fraction of frozen variables and  $2^{N\gamma}$  gives the number of solutions in a typical satisfiable subproblem. As expected the number of frozen variables increases as we get closer to the SAT-UNSAT transition. Finally we look at the degree distribution of variable nodes in the minimal satisfiable subproblems. In Fig. 16 we compare the degree distribution at  $\alpha = 4.2$  with the random case in which the edges have been distributed randomly while the other parameters are the same. We observe that the real distribution is broader than the random one. Low and high degree nodes have more contribution in the minimal satisfiable subproblems. We encountered the same phenomenon in Fig. 11 that compares degree distribution of satisfiable spanning trees with the random ones.

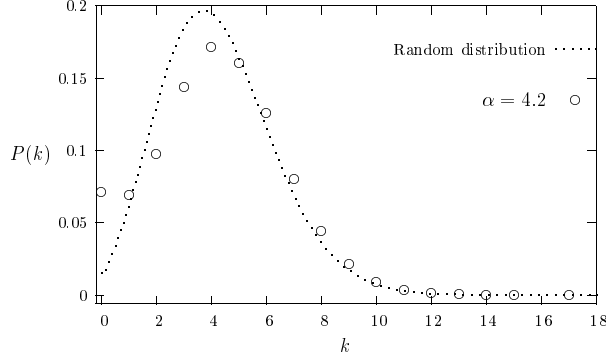


FIG. 16: Comparing degree distribution of variable nodes in satisfiable and random minimal subproblems. Number of variable nodes is  $N = 1000$  and statistical errors are of order 0.01.

## V. CONCLUSION

In summary we showed that there is a way to reduce a random  $K$ -satisfiability problem to some simpler subproblems their solutions are also the solutions of the original problem. To achieve this we modified the known message passing algorithms by assigning some weights to the edges of the factor graph. Finding satisfiable subproblems allowed us to compute the expected value of their entropy and complexity. In the case of satisfiable spanning trees we could compare their structural properties with those of random spanning trees. We could also construct the minimal satisfiable subproblems and study some interesting features of their factor graph.

The modified algorithm studied in this paper can be used, besides the the present algorithms, to find the solutions of a constrained satisfaction problem in the SAT phase. Moreover, it provides a way to find the satisfiable subproblems which is not an easy task. Comparing satisfiable subproblems with equivalent random ones might provide some insights about the nature of satisfiable problems and so their solutions.

Due to the computational limitations, the results have been restricted to small problem sizes of order  $10^3$ . In this paper we tried to show the trend by studding different problem sizes.

- 
- [1] R. G. Gallager, *Low Density Parity-Check Codes*, MIT Press, Cambridge (1963).
  - [2] L. Correale, M. Leone, A. Pagnani, M. Weigt and R. Zecchina, Phys. Rev. Lett. **96**, 018101 (2006).

- [3] M. Mezard, G. Parisi and M. A. Virasoro, *Spin Glass Theory and Beyond*, World Scientific, Singapore (1987).
- [4] S. Cook, Proc. 3rd Ann. ACM Symp. on Theory of Computing, Assoc. Comput. Mach., New York, 1971, p. 151.
- [5] C. H. Papadimitriou, *Computational Complexity*, Addison-Wesley (1994).
- [6] S. Kirkpatrick and B. Selman, Science **264**, 1297 (1994).
- [7] F. R. Kschischang, B. J. Frey and H.-A. Loeliger, IEEE Trans. Inform. Theory **42**, 498 (2001).
- [8] E. Aarts and J. K. Lenstra (Eds.), *Local Search for Combinatorial Optimization*, J. Wiley & Sons, New York NY (1997).
- [9] M. Mezard and R. Zecchina, Phys. Rev. E **66**, 056126 (2002).
- [10] A. Braunstein, M. Mezard and R. Zecchina, Random Structures and Algorithms **27**(2), 201 (2005).
- [11] A. Ramezanpour and S. Moghimi-Araghi, J. Phys. A: Math. Gen. **39** (2006) 4901-4909.
- [12] A. Montanari, G. Parisi and F. Ricci-Tersenghi, J. Phys. A: Math. Gen. **37**(6), 2073 (2004).
- [13] S. Mertens, M. Mezard and R. Zecchina, Random Structures and Algorithms **28**(3), 340-373 (2005).
- [14] S. Seitz, M. Alava and P. Orponen, J. Stat. Mech: Theory and Experiment, P06006: 1-27 (2005).