

Synchronization on community networks

Tao Zhou^{1,2}, Ming Zhao¹, Gang Yan³, and Bing-Hong Wang¹¹Department of Modern Physics and Nonlinear Science Center,

University of Science and Technology of China, Anhui Hefei 230026, P.R. China

²Department of Electronic Engineering, City University of Hong Kong, Hong Kong SAR, P.R. China³Department of Electronic Science and Technology,

University of Science and Technology of China, Hefei Anhui, 230026, P.R. China

(Dated: December 27, 2021)

In this Letter, we propose a growing network model that can generate scale-free networks with tunable community strength. The community strength, C , is directly measured by the ratio of external edges to internal ones; the smaller C corresponds to stronger community structure. According to the criterion obtained from the approach of master stability function, we show that the synchronizability of community network is hugely weaker than that of original Barabasi-Albert network. Interestingly, we find an unreported linear relationship between smallest nonzero eigenvalue and the community strength, which can be analytically obtained by using the combinatorial matrix theory. Furthermore, we investigate the Kuramoto model and find an abnormal region ($C \approx 0.002$), in which the network are of even worse synchronizability than the uncoupled case ($C = 0$). On the other hand, the community effect will vanish when C exceeds 10%. Between these two extreme regions, the stronger community structure will hinder global synchronization.

PACS numbers: 89.75.Hc, 05.45.Xt

Synchronization is observed in a variety of natural, social, physical and biological systems, and has found applications in a variety of field [1]. The large networks of coupled dynamical systems that exhibit synchronized state are subjects of great interest. In the early stage, the corresponding studies are restricted to either the regular networks [2], or the random ones [3]. Recently, inspired by the new discovery of common characteristics of real networks, majority of the studies about network synchronization focus on complex networks. The effects of average distance [4], heterogeneity [5], and clustering [6] on network synchronizability thus have been extensively investigated.

Besides the small-world and scale-free properties, it has been demonstrated that many real networks have the so-called community structure [7]. Qualitatively, a community

is defined as a subset of nodes within the network such that connections between the nodes are denser than connections with the rest of the network [8]. Very recently, by applying the epidemiological models on community networks, some authors found that the network epidemic dynamics are highly affected by the community structure [9]. Thus far, however, the synchronization on community networks has been far less investigated. Based on a toy network model with tunable community strength, in this Letter, we intend to fill this gap by providing a first analysis about how community structure affects the network synchronizability.

Our model starts from n community cores, each core contains m_0 fully connected nodes. Initially, there are no connections between different community cores. At each time step, for each community core, one node is added. Thus there are in total n new nodes added in one time step. Each node will attach m edges to existing nodes within the same community core, and simultaneously m_0 edges to existing nodes outside this community core. The former are internal edges, and the latter are external edges. Note that, the m and m_0 are not necessary to be integers, for example, to generate 2.7 edges can be implemented as follows: Firstly, generate 2 edges, and then generate the third one at the probability 0.7. Similar to the evolutionary mechanism of Barabasi-Albert (BA) networks [10], we assume the probability choosing an existing node i to connect to is proportional to its degree k_i . Each community core will finally become a single community, and the network size $N = nN_c$ where N_c denotes the size of a single community. By using the rate-equation approach [11], one can easily obtain the degree distribution of whole network $p(k) \sim k^{-3}$. For simplicity, we directly use the ratio of external edges to internal ones $C = \frac{m_0}{m}$ to measure the strength of community

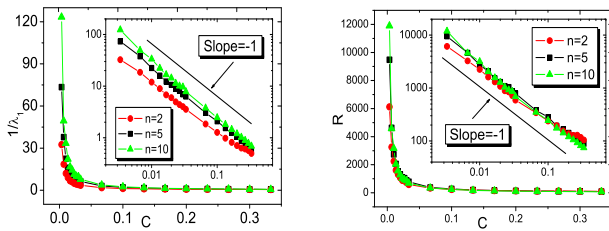


FIG. 1: (Color online) The inverse of smallest nonzero eigenvalue $1/\lambda_1$ (left) and the eigenratio R (right) vs C . The red circles, black squares, and green triangles represent the case $n = 2$, $n = 5$, and $n = 10$ respectively. As shown in the insets, the same data can be well fitted by a straight line with slope -1 in the log-log plot, indicating the relation $\frac{1}{\lambda_1} \sim C^{-1}$. All the data are obtained by the average over 10 realizations, and for each realization, the network parameters $N = 5000$ and $m = 3$ are fixed.

community structure. Clearly, the smaller C corresponds to sparser external edges thus stronger community structure.

In succession, we investigate how the community strength C affects the network synchronizability. Consider N identical dynamical systems (oscillators) with the same output function, which are located on the nodes of a network and coupled linearly and symmetrically with neighbors connected by edges of the network. The coupling fashion ensures the synchronization manifold an invariant manifold, and the dynamics can be locally linearized near the synchronous state. The state of the i th oscillator is described by x^i , and the set of equations of motion governing the dynamics of the N coupled oscillators is

$$\dot{x}^i = F(x^i) + \sum_{j=1}^N G_{ij} H(x^j); \quad (1)$$

where $\dot{x}^i = F(x^i)$ governs the dynamics of individual oscillator, $H(x^j)$ is the output function and G_{ij} is the coupling strength. The $N \times N$ Laplacian G is given by

$$G_{ij} = \begin{cases} k_i & \text{for } i=j \\ 1 & \text{for } j \in \mathcal{N}_i \\ 0 & \text{otherwise} \end{cases} \quad (2)$$

Because of the positive semidefiniteness of G , all the eigenvalues of it are nonnegative reals and the smallest eigenvalue λ_0 is always zero, for the rows of G have zero sum. Thus, the eigenvalues can be ranked as $\lambda_0 < \lambda_1 \leq \lambda_2 \leq \dots \leq \lambda_{N-1}$.

If the synchronized region is left-unbounded, according to the Wang-Chen (WC) criterion [12], the network synchronizability can be measured by the inverse of the smallest nonzero eigenvalue λ_1 : the smaller λ_1 is the better synchronizability and vice versa. We show the numerical results about the relation between λ_1 and C in the left plot of Fig. 1. Clearly, the community structure will hinder the global synchronization. More interesting and significant, we find an unreported linear relationship $\lambda_1 \propto 1/C$. This is a universal law for community networks if the community structure is sufficient strong (i.e. C is sufficient small).

Denote G_i the $N_c \times N_c$ Laplacian of the i th community, H_i the submatrix of G consisted of all the rows and columns corresponding to the nodes of the i th community. H_i and G_i are only different in diagonal elements, and H_i 's smallest eigenvalue λ_{i0}^H is positive. By using the combinatorial matrix theory, one can first prove the smallest nonzero eigenvalue λ_1 of G is equal to the smallest one of all the smallest eigenvalues λ_{i0}^H ($i = 0; 1; \dots; n$): $\lambda_1 = \min_i \lambda_{i0}^H$. And then, one is able to prove that for each matrix H_i , λ_{i0}^H is approximately linear correlated with the community strength C . The strict and full proof is very complicated and will be published in an extended paper.

If the synchronized region is finite, according to the Pecora-Carroll-Barahona (PCB) criterion [13], the net-

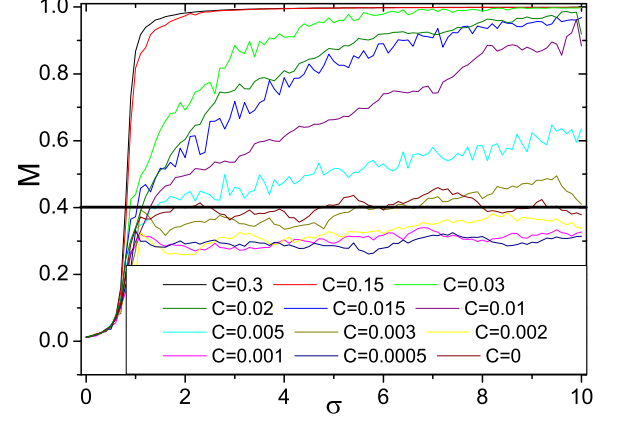


FIG. 2: (Color online) Order parameter M vs coupling strength σ for different values of the community strength C . The solid line represents $M = 0.403$. All the data are obtained by the average over 100 realizations. For each realization, the network parameters $N = 5000$, $n = 5$, $N_c = 1000$ and $m = 3$ are fixed.

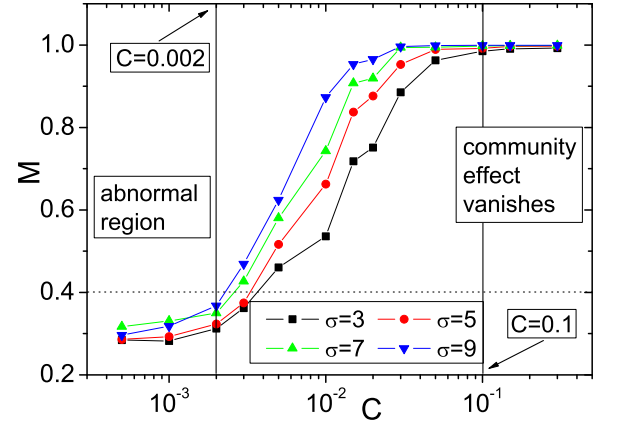


FIG. 3: (Color online) Order parameter M vs community strength C for different values of the coupling strength σ . The dash line represents $M = 0.403$. All the data are obtained by the average over 100 realizations. For each realization, the network parameters $N = 5000$, $n = 5$, $N_c = 1000$ and $m = 3$ are fixed.

work synchronizability can be measured by the eigenratio $R = \lambda_{N-1} / \lambda_1$: the smaller it is the better synchronizability and vice versa. We also have checked that the maximum eigenvalue is not sensitive to the change of community strength (it slowly diminishes as the reducing of C), thus both the WC and PCB criteria give qualitatively the same result (see the right plot of Fig. 1 for the case of PCB criterion).

Besides the approach of master stability function, hereinafter, we investigate the nonidentical Kuramoto oscillators [14]. We consider networks of oscillators obeying the coupled differential equations

$$\frac{d\theta_i}{dt} = \omega_i + \frac{K}{N} \sum_j a_{ij} \sin(\theta_j - \theta_i); \quad (3)$$

where $0 < \omega_i < 2\pi$ are N phase variables, ω_i are intrinsic frequencies, K is the coupling strength, and a_{ij} is the adjacency matrix ($a_{ij} = 1$ if nodes i and j are connected). Initially, θ_i and ω_i are randomly and uniformly distributed in the interval $[0, 2\pi)$ and $[0.5, 0.5]$, respectively. The numerical results are obtained by integrating the Eqs. (3) using a simple Euler method with step size 0.01. To characterize the synchronized states, we use the order parameter

$$M = \left\langle \frac{1}{N} \sum_{j=1}^N e^{i\theta_j} \right\rangle; \quad (4)$$

where $\langle \rangle$ signifies time averaging. The order parameters are averaged over 10^4 time steps exclusive of the former 5000 time steps to allow for relaxation to a steady state. Clearly, M is of order $1/N$ if the oscillators are completely uncorrelated, and will approach 1 if they are all in the same phase.

Fig. 2 reports the simulation results for different community strength C . Whatever the value of C , the parameter M sharply increases after a critical point $C_c = 0.02$. This point is just the same as the critical point at which synchronized behavior emerges in a separate community (BA network of size 1000 and with average degree 6). For all the cases with $C < 0.003$, the stronger community structure (i.e. smaller C) hinders global synchronization. It is on account of the difficulty to harmonize different communities only by a very few external edges. The community effect becomes lower as the increasing of C . For sufficiently large C (see the cases of $C = 0.15$ and $C = 0.30$ in Fig. 2), the network synchronized behavior is almost the same as that of original BA network, that is, community effect vanishes.

Consider the network consisted of n uncoupled communities ($C = 0$), and each community itself can approach the nearly completely synchronized state. Then, the order parameter M of the whole network is

$$M(n) = \frac{1}{n} \sqrt{\sum_{i=1}^n \frac{Z_i^2}{d_i}}; \quad (5)$$

where $Z_i = \frac{p}{(\sin \theta_i)^2 + (\cos \theta_i)^2}$. The numerical result $M \approx 0.403$ is represented by a horizontal line in Fig. 2. The corresponding simulation about $C = 0$ shows that M slightly fluctuates around 0.403 for sufficiently large n , which is in accordance with the numerical result. Interestingly, we find an abnormal region $C \approx 0.002$, in which the networks are of even worse synchronizability

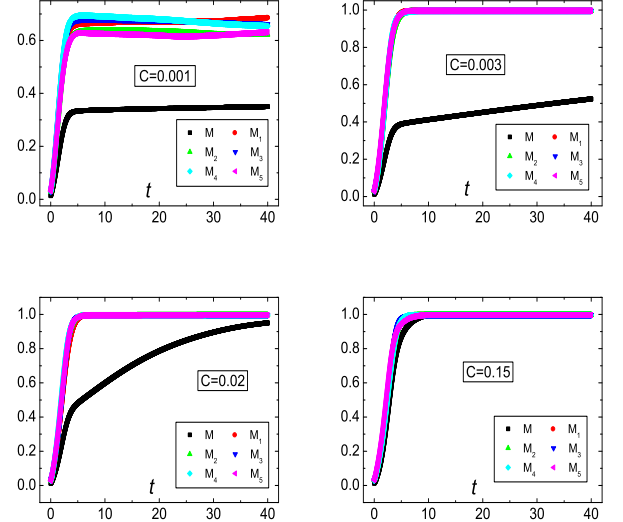


FIG. 4: (Color online) The order parameters vs time for the whole network and each community. The network parameters are $N = 5000$, $n = 5$, $N_c = 1000$ and $m = 3$. The coupling strength $K = 5$ is fixed.

than the uncoupled (unconnected) case. Within this region, a separate community can not get harmonious with other communities by its few external edges, on the contrary, the input signals containing by these edges disturb the synchronizing process of this community.

Fig. 3 shows the order parameter M vs C for different n . As mentioned above, when $C < 0.002$, M can not reach the dash line ($M = 0.403$). We have also checked that even for very large n , M is always smaller than 0.403 if $C < 0.002$. The distinct difference between original BA networks and the present community networks vanishes when the density of external edges exceeds 10%. The division of those three regions is qualitative, and the borderlines between neighboring regions can not be exactly determined. However, it provides a clearer picture about the effect of community structure.

To further understand the underlying mechanism of synchronization on community networks, we investigate the partial synchronization within a separate community. For the i th community, the corresponding order parameter M_i is defined as

$$M_i = \left\langle \frac{1}{N_c} \sum_{j \in i} e^{i\theta_j} \right\rangle; \quad (6)$$

where the sum goes over all the nodes belonging to the i th community. Fig. 4 exhibits the temporal behaviors of order parameters for the whole network and each community. The four plots correspond to the cases of $C = 0.001$, $C = 0.003$, $C = 0.02$, and $C = 0.15$, respectively. In the abnormal region ($C \approx 0.001$), due to the external disturbance, the order parameter of each community is

remarkably below 1 even in the long time limit. After M_1 reaches its steady value ($t \gg 4$), M also becomes steady, indicating that the external edges can not harm or increase different communities, but only introduce some noise thus hinder the partial synchronization. When $C = 0.003$, a separate community can approach the nearly completely synchronized state, and can harmonize with other community, therefore, M will continuously increase after M_1 gets steady. For sufficiently large C (see the case of $C = 0.15$), the whole network can approach the nearly completely synchronized state almost as quickly as the separate community, and the effect of community structure on network dynamics (at least for the Kuramoto model) is hardly observed.

In conclusion, we propose a scale-free network model with tunable community strength and studied the synchronization on it. We found an unreported linear relationship ρ_1 / C , which is the first quantitative formula aiming at synchronizability of community networks as we known. We hope this finding can further enlighten the readers on this interesting subject. We also have checked that the maximal eigenvalue is not sensitive to the change of community strength, thus both the Wang-Chen and Pecora-Carroll-Barahona criterions give qualitatively the same result: The stronger community structure, the worse synchronizability. Furthermore, we investigate the Kuramoto model on the community networks. Interestingly, we found an abnormal region, in which the network are of even worse synchronizability than the uncoupled case. Due to the complicity of scale-free structure itself, we are not able to give a theoretical and ana-

lytical explanation about this phenomenon. The approximately analytic solution of a similar phenomenon can be obtained based on a more ideal community network model where each community is a complete graph. Beyond this abnormal region, analogous to the result from the approach of master stability function, to increase the density of external edges will sharply enhance the network synchronizability. However, when the density of external edges approached 10%, the synchronized behavior becomes almost the same as that of the original BA networks and further enhancement can not be achieved. This result is not only of theoretical interest, but also significant in practice if one wants to enhance the synchronizability of community networks by adding external edges. Finally, we would like to point that, although the present model is very simple, it provides a useful way to get detailed understanding about the effect of community structure on network dynamics since the community strength is adjustable. We believe this model can also be applied to the studies on many other network dynamical processes.

This work was partially supported by the National Natural Science Foundation of China under Grant Nos. 70471033, 10472116, 10532060, 70571074 and 10547004, the Specialized Research Fund for the Doctoral Program of Higher Education (SRFDP No.20020358009), the Special Research Funds for Theoretical Physics Frontier Problems under Grant No. A0524701, and Specialized Program under the Presidential Funds of the Chinese Academy of Science.

-
- [1] S. H. Strogatz, SYNC-How the emerges from chaos in the universe, nature, and daily life (Hyperion, New York, 2003).
 - [2] J. F. Heagy, T. L. Carroll and L. M. Pecora, Phys. Rev. E 50, 1874 (1994); C. W. Wu and L. O. Chua, IEEE Trans. Circuits Syst., I: Fundam. Theory Appl. 42, 430 (1995).
 - [3] P. M. Gade, Phys. Rev. E 54, 64 (1996); S. C. Manrubia and A. S. Mikhailov, Phys. Rev. E 60, 1579 (1999).
 - [4] P. M. Gade, and C.-K. Hu, Phys. Rev. E 62, 6409 (2000); H. Hasegawa, Phys. Rev. E 70, 066107 (2004); T. Zhou, M. Zhao, and B.-H. Wang, Phys. Rev. E 73, 037101 (2006).
 - [5] T. Nishikawa, A. E. Motter, Y.-C. Lai, and F. C. Hoppensteadt, Phys. Rev. Lett. 91, 014101 (2003); H. Hong, B. J. Kim, M. Y. Choi, and H. Park, Phys. Rev. E 69, 067105 (2004); M. Zhao, T. Zhou, B.-H. Wang, and W.-X. Wang, Phys. Rev. E 72, 057102 (2005).
 - [6] E. Oh, K. Rho, H. Hong, and B. Kahng, Phys. Rev. E 72, 047101 (2005); X. Wu, B.-H. Wang, T. Zhou, W.-X. Wang, M. Zhao, and H.-J. Yang, Chin. Phys. Lett. 23, 1046 (2006).
 - [7] M. Girvan, and M. E. J. Newman, Proc. Natl. Acad. Sci. U.S.A. 99, 7821 (2002); M. E. J. Newman, and G. Gi-
 - van, Phys. Rev. E 69, 026113 (2004); G. Palla, I. Derenyi, I. Farkas, and T. Vicsek, Nature 435, 814 (2005).
 - [8] F. Radicchi, C. Castellano, F. Cecconi, V. Loreto, and D. Parisi, Proc. Natl. Acad. Sci. U.S.A. 101, 2658 (2004).
 - [9] Z.-H. Liu, and B.-B. Hu, Europhys. Lett. 72, 315 (2005); G. Yan, Z.-Q. Fu, J. Ren, and W.-X. Wang, arXiv: physics/0602137.
 - [10] A.-L. Barabasi and R. Albert, Science 286, 509 (1999).
 - [11] P. L. Krapivsky, S. Redner, and F. Leyvraz, Phys. Rev. Lett. 85, 4629 (2000).
 - [12] X. F. Wang, and G. Chen, Int. J. Bifurcation Chaos Appl. Sci. Eng. 12, 187 (2002); X. Wang, and G. Chen, IEEE Trans. Circuits and Systems I 49, 54 (2002).
 - [13] L. M. Pecora, and T. L. Carroll, Phys. Rev. Lett. 80, 2109 (1998); M. Barahona and L. M. Pecora, Phys. Rev. Lett. 89, 054101 (2002); L. M. Pecora, and M. Barahona, Chaos and Complexity Letters 1, 61 (2005).
 - [14] Y. Kuramoto, Chemical Oscillations, Wave and Turbulence (Springer-Verlag, Berlin, 1984); A. Pikovsky, Synchronization (Cambridge University Press, Cambridge, 2001); J. A. Acebron, L. L. Bonilla, C. J. P. Vicente, F. Ritort, and R. Spigler, Rev. Mod. Phys. 77, 137 (2005).