

Specific heat and low-lying excitations in the mixed state for a type II superconductor

N. Nakai,¹ P. M. Iranovic,² M. Ichioka,³ and K. Machida³¹ Yukawa Institute for Theoretical Physics, Kyoto University, Kyoto 606-8502, Japan² Department of Physics, University of Montenegro, Podgorica 81000, Serbia and Montenegro³ Department of Physics, Okayama University, Okayama 700-8530, Japan
(Dated: March 23, 2024)

Low temperature behavior of the electronic specific heat $C(T)$ in the mixed state is by the self-consistent calculation of the Eilenberger theory. In addition to T -term (is a Sommerfeld coefficient), $C(T)$ has significant contribution of T^2 -term intrinsic in the vortex state. We identify the origin of the T^2 -term as (i) V-shape density of states in the vortex state and (ii) Kramer-Pesch effect of vortex core shrinking upon lowering T . These results both for full-gap and line node cases reveal that the vortex core is a richer electronic structure beyond the normal core picture.

PACS numbers: 74.25.Op, 74.25.Bt, 74.25.Jb

There has been considerable attention focused on the properties of a type II superconductor under an applied field, ranging from conventional to exotic pairing superconductors, such as cuprates. Interest arises not only from a fundamental physics point of view, but also from an application point of view, such as the quest to achieve a higher critical current, etc. Since practical applications of superconducting technology still predominantly use "conventional" compounds, such as A-15 compounds; Nb_3Sn or Nb_3Al as superconducting magnets, it is of considerable importance to thoroughly understand the fundamental properties of the mixed state in an ordinary s-wave pairing state. In spite of a long history¹, it is only recently that we are discovering the detailed electronic structures of the mixed state experimentally^{2,3,4,5} and theoretically^{6,7}. The latter has become possible because of combined efforts using both analytical and numerical computations based on a microscopic model.

The specific heat can be expanded as $C = T + c_2 T^2 + \dots$ at a low temperature T in the mixed state. The first term T is the electronic contribution proportional to the zero-energy density of states (DOS) $N(E = 0)$. The T -term has been well studied for the purpose of determining the electronic state. For example, we can investigate the gap topology using the magnetic field dependence; $\partial C / \partial B$ for s-wave full gap superconductor and $\partial C / \partial B$ for d-wave superconductor with line nodes in the superconducting gap^{6,7}. However, so far, the contribution of the T^2 -term to C has not been discussed⁸. The purpose of this letter is to quantitatively estimate this T^2 -term by microscopic calculation, and to clarify the existence and origin of the T^2 -term. For this purpose, we also investigate the spectrum of the DOS $N(E)$ in the mixed state and T -dependence of the vortex structure. From this analysis we find that the T^2 -term in C comes from the electronic features intrinsic in the vortex state, i.e., V-shape DOS spectrum as seen later and the shrinkage of the core radius with decreasing T , namely, the Kramer-Pesch (KP) effect^{9,10,11}. When the vortex core radius keeps shrinking, $N(E = 0)$ is expected to acquire an extra T -dependence. The KP effect is one of the consequences

of the fact that the vortex can not be pictured as a simple rigid core filled by normal electrons. The physics of vortices at low T is much more interesting than the "normal core model".

Recently, several careful experiments on PbMo_6S_8 ¹², $\text{Nb}_{77}\text{Zr}_{23}$ ¹², pyrochlore CsO_2O_6 ¹³ and RbO_2O_6 ¹³ indicate a hint of a substantial deviation from the simple T behaviors even at very low T . These materials are regarded as "conventional" superconductors.

Here we are going to numerically calculate $C(T)$, $N(E)$ and the vortex core size by solving the quasi-classical Eilenberger equation self-consistently with greater numerical precision than has hitherto been reported. Doing this is crucial for examining the distinct, but subtle low T behaviors of these quantities and allows us to find the internal relationship between them. If lower numerical precisions are employed computational results yield only rounded features that lead to the normal rigid core model. We assume an isotropic s-wave superconductor in the clean limit. To our knowledge, there has been no previous study on $C(T)$ and $N(E)$ to this level of accuracy^{1,8,14}.

The quasi-classical theory is valid for the case when $k_F \xi \gg 1$, which is satisfied for almost all type II superconductors. k_F is the Fermi wave number and ξ is the BCS coherence length which is our units of the length scale. We introduce the pair potential $\Delta(r)$, the vector potential $A(r)$ and the quasi-classical Green's functions $g(i\mathbf{r}_n; \mathbf{r}; \epsilon)$, $f(i\mathbf{r}_n; \mathbf{r}; \epsilon)$ and $f^y(i\mathbf{r}_n; \mathbf{r}; \epsilon)$, where \mathbf{r} is the center of mass coordinate of the Cooper pair. The direction of the momentum, $\hat{k} = k/k_F = (\cos \theta; \sin \theta)$, is represented by the polar angle θ relative to x-direction. The Eilenberger equation is given by

$$\begin{aligned} i\partial_n + \frac{i}{2}v_F \left(\frac{r}{i} + \frac{2}{0}A(r) \right) f &= \Delta(r)g; \\ i\partial_n - \frac{i}{2}v_F \left(\frac{r}{i} - \frac{2}{0}A(r) \right) f^y &= \Delta(r)g; \end{aligned} \quad (1)$$

where $g = [1 - f^y f]^{1/2}$, $\text{Re} g > 0$, $v_F = v_F \hat{k}$ is the Fermi velocity, and 0 is a flux quantum^{6,7}. The applied field H is along the z-direction. In the symmetric gauge, the

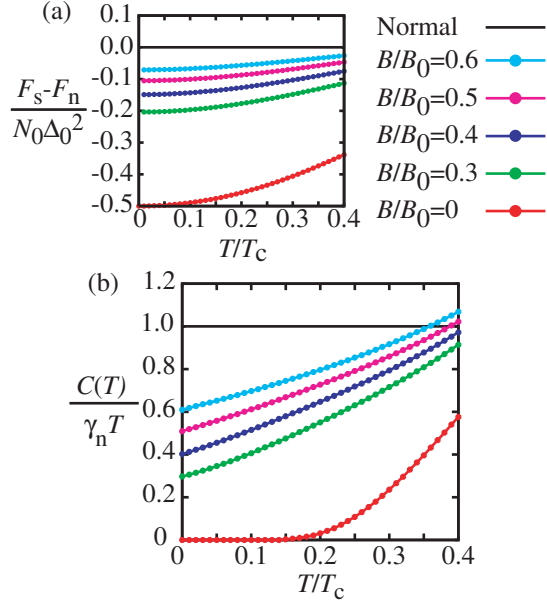


FIG. 1: (Color online) (a) Free energy difference $F_s - F_n$ and (b) specific heat $C(T)/T$ as a function of T/T_c for various fields $B/B_0 = 0; 0.3; 0.4; 0.5; 0.6$ from bottom to top. $B_0 = \Phi_0 = 2$.

vector potential is written as $A(r) = (1/2)H(r) + a(r)$, and the internal field $h(r)$ is given by $h(r) = r - a(r)$.

Equation (1) can be self-consistently solved by numerical calculation, by considering the self-consistent conditions for $\psi(r)$ and $a(r)$;

$$\psi(r) = N_0 V_0 \frac{1}{2} T \sum_{\mathbf{k}} \frac{d}{d\epsilon} f(\epsilon; r; 0); \quad (2)$$

$$j(r) = \frac{1}{2} T \sum_{\mathbf{k}} \frac{d}{d\epsilon} g(\epsilon; r; 0); \quad (3)$$

where $j(r) = r - a(r)$ and N_0 is the density of states at the Fermi level in the normal state. The cut-off energy is set as $\epsilon_c = 20T_c$. $\zeta(3) = 72(\epsilon_c/T_c)_{GL}$ is Riemann's zeta function. The Ginzburg-Landau parameter is chosen as $\kappa_{GL} = 9.0$. Φ_0 is the uniform gap at $T = 0$.

Using the self-consistent solutions g , f , f^y , and a , the free energy difference is given by

$$\frac{F_s - F_n}{N_0 \Phi_0^2} = \frac{2}{\Phi_0^2} \sum_{\mathbf{r}} \frac{h(\mathbf{r})}{(2)^2} + \frac{2}{\Phi_0^2} T \sum_{\mathbf{k}} \frac{d}{d\epsilon} \frac{(g(\epsilon) - 1)(f^y + f)}{2(g + 1)}; \quad (4)$$

where $F_s(F_n)$ is the free energy for the superconducting (normal) state, and h_r indicates the spatial average. From F_s , the specific heat coefficient C/T is obtained by $C/T = -\partial^2 F_s / \partial T^2$. The local density of states (LDOS)

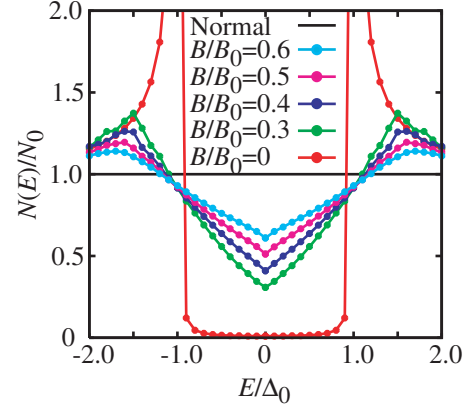


FIG. 2: (Color online) Energy dependence of the total density of states $N(E)$ is calculated at $T = T_c = 0.01$. Plotted data are for $B/B_0 = 0; 0.3; 0.4; 0.5; 0.6$ from bottom to top at $E = 0$, showing characteristic V-shape cusp structures near the Fermi level $E = 0$.

at an energy E are given by

$$N(E; r) = N_0 \frac{1}{2} \frac{d}{d\epsilon} \text{Re} g(\epsilon; r; 0); \quad (5)$$

where g is calculated by Eq. (1) with $\psi(r) = \psi(E = 0) = N_0$. The total DOS $N(E)$ is the spatial average of the LDOS, i.e. $N(E) = \langle N(E; r) \rangle_r$. The self-consistent calculation is performed within the vortex lattice unit cell, which is divided into 81×81 mesh points. We assume that the vortices form a triangular lattice.

The free energy difference $F_s - F_n$ and the specific heat $C(T)/T$ at low T are shown in Fig. 1 for various fields B , which are normalized by $B_0 = \Phi_0 = 2$. We confirm that $C(T)/T$ in our numerical calculation at $B = 0$ is identical with the BCS result. It is clearly seen that for $B \neq 0$, $C(T)/T$ exhibits a T -linear behavior at lower T ($T = T_c < 0.2$) where $C(T)$ for $B = 0$ vanishes exponentially. Thus the specific heat in the mixed state can be expressed as

$$\frac{C(T)}{N_0 T} = \frac{1}{2} + \frac{T}{T_c} + O\left(\frac{T}{T_c}\right)^2; \quad (6)$$

at low T , where $\epsilon_c = \epsilon_n = N(E = 0) = N_0$ and $\epsilon_n = 2^2 N_0 = 3$. We also confirm that $\epsilon(B) = \lim_{T \rightarrow 0} C(T) = (N_0 T)$ shows a B -linear dependence expected for the s -wave pairing state⁷. It is remarkable to notice that C/T is not constant at finite T , indicating a significant contribution from the ϵT -term. When we estimate ϵ from $C = T$, the experimental data has to be carefully extrapolated toward $T \rightarrow 0$, in order to remove the ϵT -term contribution.

The contribution of ϵT -term in Eq. (6) also reveals important information on the electronic states. In order to analyze the origin of the ϵT -term, we calculate the DOS spectrum and estimate the KPeffect. The total

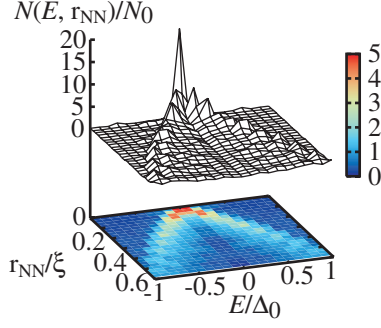


FIG. 3: (Color online) Spectral evolution $N(E; r_{NN})$, where r_{NN} is along the nearest neighbor vortex direction of the hexagonal vortex lattice. The vortex center is situated at $\mathbf{r}_{NN} = \mathbf{j}$. $N(0;0)$ is truncated over 20.

DOS $N(E)$ is shown in Fig. 2 at our lowest $T (= 0.01T_c)$. We clearly see the V-shape DOS with a cusp structure for $B \neq 0$. The low energy part of $N(E)$ can be fitted as

$$\frac{N(E)}{N_0} = \frac{N(E=0;T)}{N_0} + E \frac{\mathcal{E}}{0}. \quad (7)$$

As we show later more quantitatively, $N(E=0;T)$ and \mathcal{E} correspond to T -linear and cT^2 contributions, respectively, to the specific heat $C(T)$. From Fig. 2, we also see that $N(E=0)$ increases with increasing B and that \mathcal{E} decreases as B increases, so that the linear behavior of \mathcal{E} is unchanged.

The E -dependence of $N(E)$ is related to the spectral evolution of the LDOS $N(E; \mathbf{r})$ around the vortex, which is shown in Fig. 3. It is clear that the quasi-particle bound states have a characteristic dispersion relation $\mathcal{E}(\mathbf{j})/r$ as a function of the radius $r = |\mathbf{j}|$ from the vortex center, and form ridges extending outwards from the core. The zero-energy peak at the vortex center gives rise to $N(E=0)$, and the finite energy low-lying bound states near the core ultimately gives the \mathcal{E} -dependent term in $N(E)$. A simple understanding of Eq. (7) at lower B or lower E is as follows: The total DOS can be evaluated by integrating LDOS spatially. Assuming circular symmetry around the core, $N(E) = N(E=0) + 2 \int_0^{R_1} (\mathcal{E}(\mathbf{j}) - r) r dr$ per unit length along the field direction. The first term $N(E=0)$ mainly comes from LDOS $N(E=0; \mathbf{r})$ at the vortex core $r=0$ (see the peak at $E=0$ in Fig. 3). The second term comes from the quasi-particle spectral weight whose spatial trajectory $\mathcal{E}(\mathbf{j}) = \mathcal{E}(\mathbf{j})$ is indicated by the ridges in Fig. 3. This gives rise to V-shape total DOS: $N(E) = N(E=0) + 2 \mathcal{E} E^2$. These rich features are distinct from the simple normal core model, which yields a featureless dispersion around the core. Some of the features of LDOS are directly observed in NbSe_2 , V_3Si and $\text{YNi}_2\text{B}_2\text{C}$ via STM-STs experiments.

We now estimate quantitatively the contribution from the KP effect to $C(T)=T$. Here we define the core radius from the slope of $\mathcal{E}(\mathbf{r})$, i.e., $\mathcal{E}_K = \mathcal{E}(\mathbf{r})/r$ at the

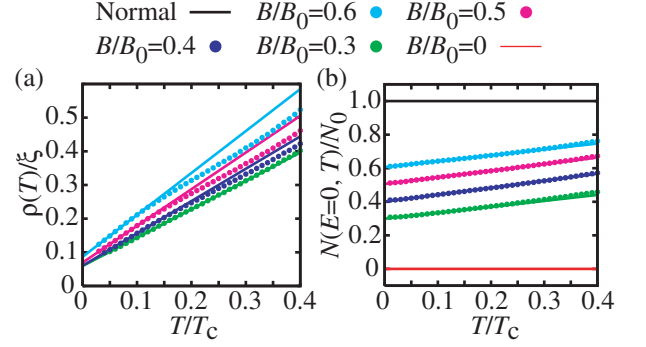


FIG. 4: (Color online) (a) Temperature dependence of the vortex-core radius and (b) temperature dependence of the zero-energy density of states $N(E=0;T)$ are plotted for $B/B_0 = 0; 0.3; 0.4; 0.5; 0.6$ from bottom to top. In Fig. (a) data for $B=0$ and normal state are not shown. Lines are guides for the eye.

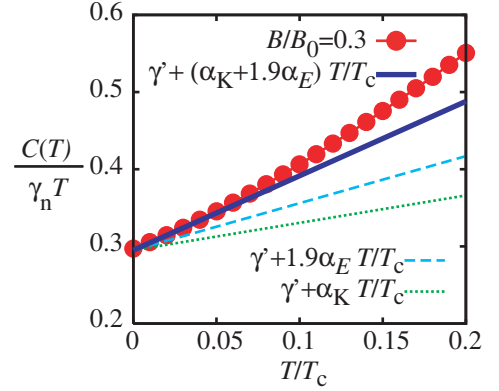


FIG. 5: (Color online) Specific heat $C(T)=T$ for $B/B_0 = 0.3$ (solid circles) with the estimated contributions $1.9 E T/T_c$, $\gamma_K T/T_c$, and $(\gamma' + \alpha_K + 1.9 \alpha_E) T/T_c$.

vortex core along the nearest neighbor vortex direction. As shown in Fig. 4(a), $\rho(T)/\xi$ decreases almost linearly on lowering T for various values of B , which is a confirmation of the KP effect. It is noted that the limit of $\rho(T)/\xi$ when $T \rightarrow 0$ is finite in the vortex lattice case, while $\rho(T)/\xi \rightarrow 0$ at $T \rightarrow 0$ in the single vortex case¹¹. Since the zero-energy DOS due to the bound state around the vortex core is related to the core radius, $N(E=0;T)$ decreases as T decreases, as shown in Fig. 4(b). This is approximately fitted by

$$\frac{N(E=0;T)}{N_0} = \rho_0 + \frac{\gamma_K T}{T_c}. \quad (8)$$

Combining Eqs. (7) and (8), we can express the DOS as $N(E;T)/N_0 = \rho_0 + \frac{\gamma_K T}{T_c} + E \mathcal{E}(\mathbf{j})$. Through the relation $C(T)=T = (2\pi T) \int_0^\infty dE E N(E;T) f(E;T) = \partial T$ using the Fermi distribution function $f(E;T)$ and $\rho_0 = T_c = 1.76$, we obtain $C(T) = (2\pi T) = \rho_0 + (\gamma_K + 1.9 \alpha_E) T/T_c$. It is now

clear that the cT term in $C(T)=T$ [Eq. (6)] is affected by the KP effect term κ and E-linear coefficient ϵ equally. To examine this relation, we analyze the data at $B = 0.3$ as an example. In Fig. 5 we display $C(T)=T$ shown in Fig. 1(b), together with $T_0 + 1.9 \epsilon T = T_c$ and $T_0 + (\kappa + 1.9 \epsilon) T = T_c$. It can be seen that these two contributions κ and ϵ account for almost all $C(T)=T$ behavior at low T . That is, the KP term κ and E-linear term ϵ are both equally important for understanding the total specific heat quantitatively.

We also study the d -wave pairing case with a line node, where $\langle r \rangle \propto \langle r \rangle^2 \cos 2\theta$ in Eq. (1)^{6,7}, and obtain the same results as for the s -wave case: V-shape DOS, KP effect and cT -term in $C=T$ ¹⁵. Note that $C(T)=T$ behaviors in Fig. 1(b) are qualitatively identical to the data of Sr_2RuO_4 with a line node gap¹⁶.

Our results of cT -term in $C=T$ and V-shape DOS can be obtained after performing an exact calculation using the self-consistently obtained pair potential $\langle r \rangle$. When $C(T)=T$ and $N(E)$ are calculated by solving the same Eilenberger equation within the Pesch approximation, it is found that there is neither a linear ϵ T term in the DOS nor a linear term cT in the specific heat (see Figs. 1(b) and 1(d) in Ref. 14).

We discuss briefly the relationship between the V-shape DOS and physical quantities. The T -linear functional dependence in the V-shape DOS $N(E)$ happens to be the same as the DOS $N(E) / T$ for the line node gap structure at a zero field. From the T -linear dependence, we can evaluate the power law T -dependence for various physical quantities by simple power-counting, such as specific heat ($C(T) / T^2$), nuclear relaxation time ($T_1(T)^{-1} / T^3$), thermal conductivity ($\kappa(T) / T^2$), and ultrasound attenuation. These behaviors are used to identify the line-node of the superconducting gap. In the mixed states, these power law components appear due to the V-shape DOS both for the full-gapped and line-node cases, in addition to the contributions by the zero-energy DOS $N(E=0)$. Therefore, in the experiment when a magnetic field is applied, we can not simply assign the origin of the power law behavior as a line node, since the origin may be the V-shape DOS due to the vortex states. The T_1 -behavior $T_1(T)^{-1} / T^3$ under magnetic fields is

a consequence of the spatial average. If we observe T_1 outside of the vortex core by using a site selective NMR technique¹⁷, we can unambiguously identify the signal due to the line node.

In summary, we have demonstrated that the electronic specific heat at low T obeys the general law $C(T)=T = T_0 + cT = T_c$ in the mixed state of full-gapped superconductors. The contribution of second term $cT = T_c$, caused by the electronic features intrinsic in the vortex state, is significant in $C=T$ and observable. Correspondingly we have found the V-shaped DOS $N(E) = N(E=0) + \epsilon E$ in the vortex states. The KP effect, shrinking vortex core radius with decreasing T , contributes to the T -dependence of the zero-energy DOS; $N(E=0; T) = N_0 = T_0 + \kappa T = T_c$. We have shown that $c = 1.9 \epsilon + \kappa$, which shows the contributions from both the V-shape DOS and the KP effect are responsible for the $cT = T_c$ term in $C(T)=T$. We have also calculated for extreme anisotropic-gap cases, namely nodal gap cases, and found that the V-shape DOS and KP effect are not altered¹⁵. We also pointed out some cautions when attempting to identify the gap topology experimentally, since the line node gap yields the same V-shape DOS even in the full gap under a field.

We expect that careful measurement of $C(T)$ for clean type II superconductors should confirm our prediction. The V-shape DOS is directly observable by tunneling experiments. These characteristics are found to be deeply rooted in the low-lying excitations around a vortex core, which goes beyond the rigid normal core picture, revealing a richer electronic structure in the vortex core. We emphasize that the sample quality is important; impurity effects nullify the T -linearity $C(T)=T$.

Acknowledgments

We thank A. Junod and Z. Hiroi for helpful communications. One of the authors (N.N.) is supported by a Grant-in-Aid for the 21st Century COE "Center for Diversity and University in Physics".

nakai@yukawa.kyoto-u.ac.jp

¹ For general review: A. L. Fetter and P. Hohenberg, "Theory of Type II Superconductors" Chap. 14 in Superconductivity, ed by R. D. Parks (Marcel Dekker, New York, 1969).
² H. F. Hess, R. B. Robinson, R. C. Dynes, J. M. Valles, Jr., and J. V. Waszczak, Phys. Rev. Lett. 62, 214 (1989).
³ C. E. Soslak, Joseph A. Strosio, M. D. Stiles, E. W. Hudson, S. R. Blankenship, A. P. Fein, and R. J. Celotta, Phys. Rev. B 68, 140503 (R) (2003).
⁴ H. Nishimori, K. Uchiyama, S. Kaneko, A. Tokura, H. Takeya, K. Hirata, and N. Nishida, J. Phys. Soc. Jpn., 73, 3247 (2004).

⁵ J. E. Sonier, F. D. Callaghan, R. I. Miller, E. Boaknin, L. Taillefer, R. F. Kiehl, J. H. Brewer, K. F. Poon, and J. D. Brewer, Phys. Rev. Lett. 93, 017002 (2004).
⁶ M. Ichioka, A. Hasegawa, and K. Machida, Phys. Rev. B 59, 184 (1999); ibid, 59, 8902 (1999).
⁷ N. Nakai, P. M. Iranovic, M. Ichioka, and K. Machida, Phys. Rev. B 70, 100503 (2004).
⁸ K. Maki, Phys. Rev. 139, A702 (1965). He derives a T^3 term for the specific heat, which is higher than what we are discussing here. Also see Eq. (239) in Ref. 1 for a general formula of the specific heat in the mixed state.
⁹ L. Kramer and W. Pesch, Z. Phys. 269, 59 (1974).

- ¹⁰ N. Hayashi, T. Isoshima, M. Ichioka, and K. Machida, Phys. Rev. Lett. 80, 2921 (1998).
- ¹¹ M. Ichioka, N. Hayashi, N. Enomoto, and K. Machida, Phys. Rev. B 53, 15316 (1996).
- ¹² A. Junod, private communication.
- ¹³ Z. Hiroi, S. Yonezawa, T. Muramatsu, J. Yamamura, and Y. Murakawa, J. Phys. Soc. Jpn. 74, 1255 (2005).
- ¹⁴ H. Kusunose, Phys. Rev. B 70, 054509 (2004).
- ¹⁵ P. Milanovic, N. Nakai, M. Ichioka and K. Machida, unpublished.
- ¹⁶ K. Deguchi, Z. Q. Mao, and Y. Maeno, J. Phys. Soc. Jpn. 73, 1313 (2004).
- ¹⁷ M. Takigawa, M. Ichioka, and K. Machida, Phys. Rev. Lett. 83, 3057 (1999). J. Phys. Soc. Jpn. 69, 3943 (2000).