

Dark States and Coherent Control of Spin States in Molecular Magnets

Jing-Min Hou¹, Li-Jun Tian², and Shuo Jin³¹Department of Physics, Southeast University, Nanjing, 210096, China²Department of Physics, Shanghai University, Shanghai, 200436, China³Department of Physics, School of Science, Beihang University, Beijing, 100083, China

We propose a scheme to realize coherent control of spin states of molecule magnet, Ni_4 . We introduce transverse magnetic fields with special frequencies. When the frequencies of transverse magnetic fields match in some conditions, we obtain dark states in Ni_4 molecules. Through adjusting the magnitude of magnetic fields, we can obtain any arbitrary superposition of the two ground spin states of Ni_4 molecules.

PACS number(s): 42.50.Lc, 42.50.Hz, 75.50.Xx.

Key Words: coherent control, molecule magnets, dark states.

The dark state [1] is a specific coherent superposition of ground states that is immune to further excitation due to destructive quantum interference. It has played an important role in studies of a number of coherent phenomena in physics such as electromagnetically induced transparency [2], coherent population trapping [3], lasing without inversion [4], slow propagation of light in a medium [5], optical information storage [6], and so on.

Coherent population transfer [7] is another application of dark states. When the dark states condition is met, via coherent population transfer, one can produce excitation between states of the same parity, for which single-photon transitions are forbidden for electric dipole radiation, or between magnetic sublevels. The coherent control of quantum states is a central issue in the emerging fields of spintronics and quantum information processing. Coherent population transfer is an effective method to realize the coherent control of quantum states.

Recently, molecular magnets have received much attention because of observed quantum features at the mesoscopic level and their potential uses in magnetic storage and quantum computing. Leuenberger and Loss have proposed a scheme to realize Grover's algorithms in molecular magnets such as Fe_8 and Mn_{12} [8]. Hou et al. have suggested to perform CNOT operation in dimer of molecular magnets, Mn_4 [9].

In this paper, we propose a scheme to realize dark states in molecular magnet Ni_4 [10, 11, 12], so that we can obtain an arbitrary superposition of the two spin states of Ni_4 molecule. Therefore the coherent control of spin states of molecule magnets is realized. $[\text{Ni}(\text{hmp})(\text{t-BuEtOH})\text{Cl}]_4$, referred to as Ni_4 , consists of four Ni^{II} (spin 1) magnetic ions and oxygen atoms at alternating corners of a distorted cube, with S_4 site symmetry. Ferromagnetic exchange interactions between the Ni^{II} ions lead to an $S = 4$ ground state at low temperature.

The corresponding Hamiltonian of Ni_4 molecule is given by

$$H = H_0 + H_1; \quad (1)$$

Here H_0 is the Hamiltonian without the external field. It can be written as

$$H_0 = -D\hat{S}_z^2; \quad (2)$$

where D is the axial anisotropy constant and \hat{S}_z is the z component of spin operator. H_1 is the Hamiltonian due to the interactions with the applied magnetic field

$$H_1 = -g_B \beta \hat{S}; \quad (3)$$

where β is the Bohr magneton, g is the electronic g -factor, \hat{S} is the spin operator, and B is the applied magnetic field.

Electronic address: jn hou@eyou.com

Each Ni_4 molecule can be modelled as a 'giant spin' of $S = 4$ with Ising-like anisotropy. Every eigenstate of Ni_4 can be labelled by $|m\rangle$ with $m = 4; 3; \dots; -4$. With the projection operator P_m , the Hamiltonian without the applied external field can be written as

$$H_0 = \sum_m \hbar \omega_m P_m \quad (4)$$

where $\omega_m = m^2 D / \hbar$.

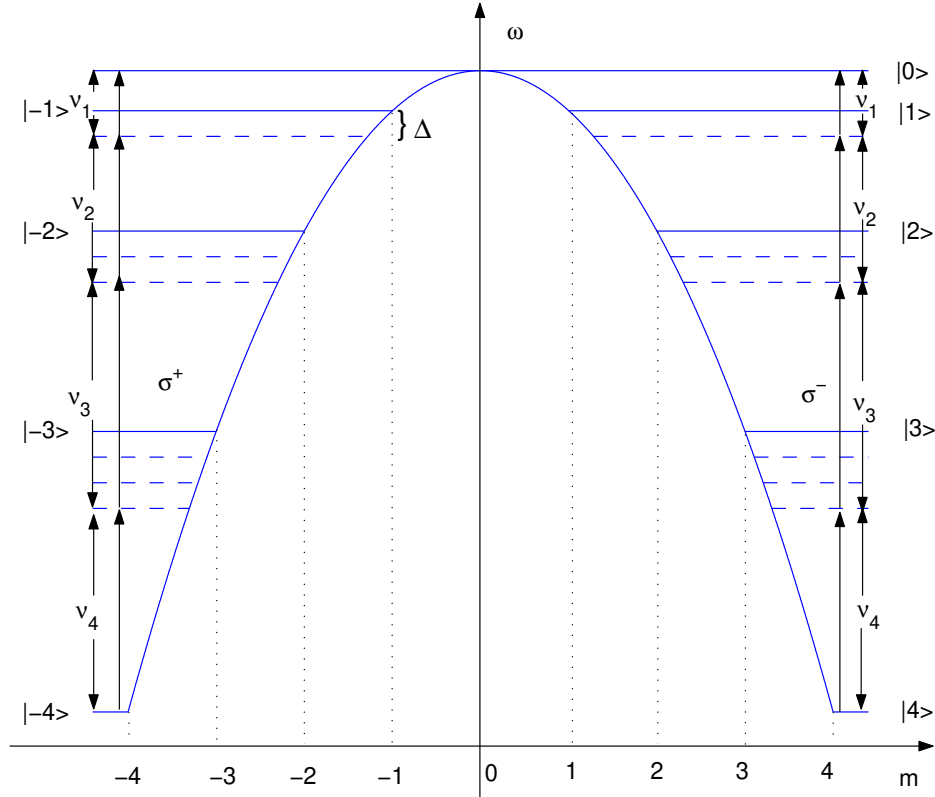


FIG. 1: The diagram of energy levels of Ni_4 molecules. Here $\omega = E/\hbar$ represents the energy of spin states and v_i ($i = 1; 2; 3; 4$) are the frequencies of the applied transverse magnetic fields. σ^+ and σ^- denote the left and right circularly polarized photons respectively. Δ is detuning.

To realize coherent control of spin states of Ni_4 , we introduce time-dependent transverse magnetic fields $V_m(t) = B_m [\cos(\omega_m t + \phi_m) \hat{e}_x - \sin(\omega_m t + \phi_m) \hat{e}_y]$ and $V_m(t) = B_m [\cos(\omega_m t + \phi_m) \hat{e}_x + \sin(\omega_m t + \phi_m) \hat{e}_y]$, where $m = 1; \dots; 4$ and $\omega_m = 4; \dots; m$ and ϕ_m are phases of the transverse magnetic fields; \hat{e}_x and \hat{e}_y are respectively the unit vectors pointing along x and y axes. Thus we obtain the Hamiltonian due to the interactions with the transverse magnetic fields as

$$\begin{aligned} H_1(t) &= g_B \left(\sum_{m=1}^4 B_m [\cos(\omega_m t + \phi_m) \hat{S}_x - \sin(\omega_m t + \phi_m) \hat{S}_y] + \sum_{m=4}^1 B_m [\cos(\omega_m t + \phi_m) \hat{S}_x + \sin(\omega_m t + \phi_m) \hat{S}_y] \right) \\ &= \frac{g_B}{2} \left(\sum_{m=1}^4 B_m [e^{i(\omega_m t + \phi_m)} \hat{S}_+ + e^{-i(\omega_m t + \phi_m)} \hat{S}_-] + \sum_{m=4}^1 B_m [e^{i(\omega_m t + \phi_m)} \hat{S}_+ + e^{-i(\omega_m t + \phi_m)} \hat{S}_-] \right) : \quad (5) \end{aligned}$$

The transverse magnetic fields described by the first part in Eq.(5) rotate clockwise and produce left circularly polarized photons. Absorption (emission) of photons gives rise to $m = -1$ ($m = +1$) transitions of spin states. While the transverse magnetic fields described by the second part in Eq.(5) rotate anticlockwise and produce right circularly polarized photons. Absorption (emission) of photons gives rise to $m = +1$ ($m = -1$) transitions of spin states.

There is a key point needed to mention. In order to eliminate the excitation states in the process, we choose the special frequencies of the transverse magnetic fields with appropriate detuning from the gaps between spin states. Here we choose the frequencies ω_i ($i = 4; 3; 2; 1; 1; 2; 3; 4$) of the transverse magnetic fields far-detuning from energy gaps of spin states, such as $\omega_3 - \omega_4 = 3\hbar$; $\omega_2 - \omega_3 = \hbar$; $\omega_1 - \omega_2 = \hbar$; $\omega_0 - \omega_1 = \hbar$; $\omega_0 - \omega_1 = \hbar$; $\omega_1 - \omega_2 = \hbar$; $\omega_2 - \omega_3 = \hbar$; $\omega_3 - \omega_4 = 3\hbar$ and $\omega_i = \omega_i$ ($i = 1; 2; 3; 4$), where δ is a finite detuning. The detail of the choosing of the frequencies ω_i is shown in detail in Figure 1. In Reference [12], measured EPR spectra on the Ni_4 molecules reveal that values of D are in the range of $0.72 - 1.03$ K. So, the energy gaps between different spin states are 10^{-23} J. We estimate that the frequencies of the transverse magnetic fields are in the range of $100 - 700$ GHz.

Next we calculate the quantum amplitudes for the transitions induced by the time-dependent transverse magnetic fields by evaluating the S -matrix perturbatively [8]. The S -matrix can be expanded in the perturbation series in power of the interaction Hamiltonian $H_1^I(t) = e^{iH_0 t/\hbar} H_1(t) e^{-iH_0 t/\hbar}$ as $S = \sum_{n=0}^{\infty} S^{(n)}$. The n th-order term of the perturbation series of S -matrix is expressed by

$$S^{(n)} = \frac{i^n}{\hbar} \int_0^{\infty} dt_1 \int_0^{t_1} dt_2 \int_0^{t_2} dt_3 \dots \int_0^{t_{n-1}} dt_n H_1^I(t_1) H_1^I(t_2) \dots H_1^I(t_n) : \quad (6)$$

In the H_0 representation, the S -matrix is expressed by $S = \sum_{n=0}^{\infty} S^{(n)}$, which means the transition amplitude from state i to state f . After a straightforward calculation, we find that the perturbation terms below the fourth order vanish. We also obtain the nonzero fourth order perturbation terms as follow,

$$S_{0;4}^{(4)} = \frac{ie^{-i(\omega_1 + \omega_2 + \omega_3 + \omega_4)t}}{96\hbar^3} \int_0^{\infty} dt; \quad (7)$$

$$S_{0;4}^{(4)} = \frac{ie^{-i(\omega_1 + \omega_2 + \omega_3 + \omega_4)t}}{96\hbar^3} \int_0^{\infty} dt; \quad (8)$$

where $\omega_i = g_B B_i/\hbar$ ($i = 4; 3; 2; 1; 1; 2; 3; 4$). The higher order perturbation terms are negligible compared with $S_{0;4}^{(4)}$ and $S_{0;4}^{(4)}$, so we shall not consider the contribution of the higher order perturbation terms in our approximation.

We can interpret the above perturbation series of S -matrix as the below explanation. Because we choose the appropriate frequencies of the applied transverse magnetic fields with detuning, the transition rates between some spin states are so small that they can be neglected. Only the transitions between spin states $|4i\rangle$ and $|3i\rangle$ and between spin states $|j-4i\rangle$ and $|ji\rangle$ are obvious since the frequencies of the applied transverse magnetic fields match the gaps of these spin states in four-photon process as shown in Figure 1. These transitions are four order processes, i.e. when the transitions happen, four photons are absorbed or emitted. If the molecules only occupy the spin states $|4i\rangle$ and $|j-4i\rangle$ initially, so, after the applied transverse magnetic field are added, only the populations of the spin states $|4i\rangle$, $|j-4i\rangle$ and $|ji\rangle$ are nonzero. Therefore, Ni_4 molecule can be considered as a three-level atom. Suppose that we have an effective Hamiltonian H_{eff}^I in the interaction picture about the three-level atom model and that the S -matrix of it is equal to that of H_1^I . Thus, with this approximation, we obtain the effective Hamiltonian in the interaction picture as,

$$H_{\text{eff}}^I = \frac{\hbar}{2} [a(e^{-i\omega_1 t} |4i\rangle\langle j| + e^{i\omega_1 t} |ji\rangle\langle 4i|) + b(e^{-i\omega_2 t} |j-4i\rangle\langle j| + e^{i\omega_2 t} |j-4i\rangle\langle 0|)] \quad (9)$$

where $a = \sum_{m=1}^4 \omega_m$ and $b = \sum_{m=4}^1 \omega_m$; a and b are the effective Rabi frequencies written as

$$a = \frac{\omega_4}{48\hbar^3}; \quad (10)$$

$$b = \frac{\omega_1}{48\hbar^3}; \quad (11)$$

We consider the Ni_4 molecule as a three-level atom described by the effective Hamiltonian (9). For convenience, here we set $b = 0$ and $a = \omega_4$. It is straightforward to verify that the following

combinations of spin states $|j \uparrow\rangle$, $|j \downarrow\rangle$, and $|j \downarrow\rangle$ are eigenstates of this Hamiltonian [7, 13]:

$$|j \uparrow\rangle = \frac{1}{\sqrt{2}} (|j \uparrow\rangle \sin \theta + |j \downarrow\rangle \cos \theta); \quad (12)$$

$$|j \downarrow\rangle = \cos \theta |j \uparrow\rangle + \sin \theta |j \downarrow\rangle; \quad (13)$$

$$|j \downarrow\rangle = \frac{1}{\sqrt{2}} (|j \uparrow\rangle \sin \theta + |j \downarrow\rangle \cos \theta); \quad (14)$$

where $\cos \theta = \frac{\Omega_b}{\sqrt{\Omega_a^2 + \Omega_b^2}}$; $\sin \theta = \frac{\Omega_a}{\sqrt{\Omega_a^2 + \Omega_b^2}}$; θ is mixing angle. The corresponding eigenvalues are $E_{\pm} = \pm \frac{\hbar}{2} \sqrt{\Omega_a^2 + \Omega_b^2}$ and $E_0 = 0$. Here, the wave function $|j \downarrow\rangle$ is the so-called dark state. From Eq.(13), we can see that in the dark state the populations of the spin states $|j \uparrow\rangle$ and $|j \downarrow\rangle$ do not vary with time and no excitation to the spin state $|j \downarrow\rangle$ happen. The population is trapped in the lower spin states. Although the transverse magnetic fields exist, there is no absorption due to the destructive quantum interference between the two transitions.

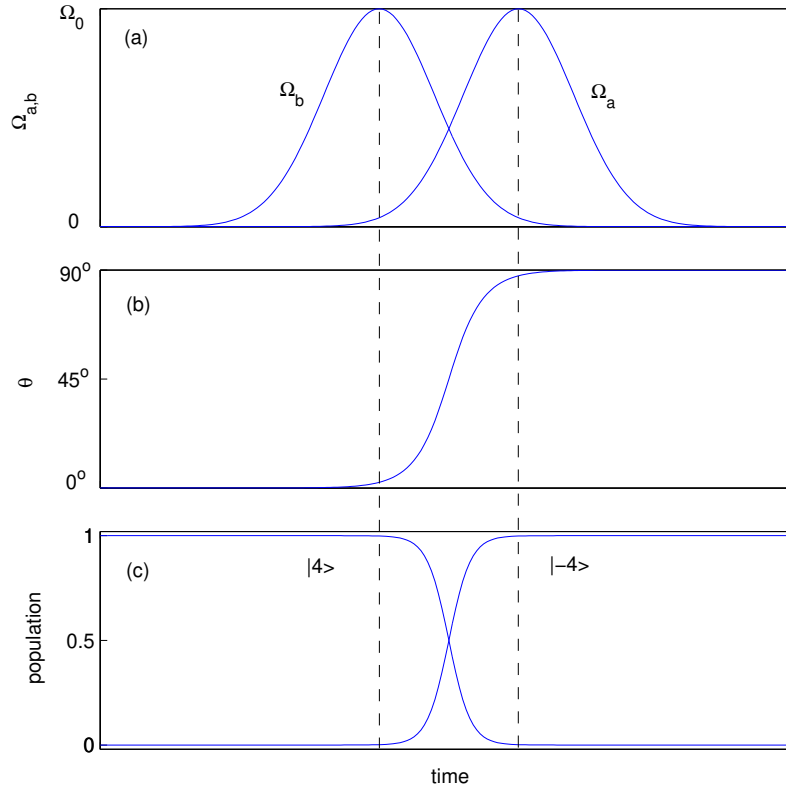


FIG. 2: The diagram of coherent control of spin states $|j \uparrow\rangle$, $|j \downarrow\rangle$. (a) the Rabi frequencies; (b) the mixing angle; (c) the population of spin states

When the Rabi frequency Ω_b is nonzero and $\Omega_a = 0$, i.e. the mixing angle $\theta = 0$, the spin state $|j \uparrow\rangle$ is right the dark state $|j \downarrow\rangle$. In this condition, the gaps between the dark states and the eigenstates $|j \uparrow\rangle$ and $|j \downarrow\rangle$ are $\pm \frac{\hbar}{2} \Omega_b$, which are nonzero. We choose the spin state $|j \uparrow\rangle$ as the initial state. At first we adiabatically increase Ω_b from zero to a finite value and keep Ω_a zero. Then we change the Rabi frequencies Ω_a and Ω_b as we want via varying the amplitudes of the transverse magnetic fields, so the mixing angle θ will vary continually with time. Therefore the state can be written as

$$|j \downarrow\rangle(t) = \frac{\Omega_b(t) |j \uparrow\rangle + \Omega_a(t) |j \downarrow\rangle}{\sqrt{\Omega_a(t)^2 + \Omega_b(t)^2}} \quad (15)$$

where $\Omega_a(t)$ and $\Omega_b(t)$ are time-dependent functions that vary adiabatically with time. We note that any arbitrary superposition of the two ground spin states $|j \uparrow\rangle$ and $|j \downarrow\rangle$ can be prepared by appropriately

tailoring the shapes of pulse of the transverse magnetic fields. That is, we can coherently control the spin states of molecular magnets by adiabatically changing the Rabi frequencies.

In order to clearly explain the process of coherent control of spin states, we take two special examples that are showed in Figures 2 and 3 respectively. In the case showed in Figure 2, the initial state is $|j_1 i\rangle$. In the beginning, the Rabi frequency Ω_b adiabatically increases from zero and Ω_a keeps zero. It is easy to verify that the initial state is right the dark state at the moment. Because only the population of the spin state $|j_1 i\rangle$ is nonzero, the mixing angle θ is zero. After Ω_b increases to some value, we can decrease Ω_b and increase Ω_a from zero adiabatically. When Ω_b vanishes, Ω_a arrives to a finite value. Simultaneously, the mixing angle θ changes from 0 to $\pi/2$, so the coherent population transfer is realized from $|j_1 i\rangle$ to $|j_1 -i\rangle$, i.e., one can coherently control the evolution of the spin state from $|j_1 i\rangle$ to $|j_1 -i\rangle$ by this scheme. In Figure 3, we show another case that the coherent and adiabatic evolution of the spin state from $|j_1 i\rangle$ to $\frac{1}{\sqrt{2}}(|j_1 i\rangle + |j_1 -i\rangle)$ is realized. In this case, firstly, we increase Ω_b to a finite value and Ω_a is zero as the previous case. Next, we keep Ω_b invariant and adiabatically increase Ω_a to the same value from zero. Finally, we decrease Ω_a and Ω_b to zero simultaneously. The last two steps are different from that of the previous case and the mixing angle varies from 0 to $\pi/4$. In the end, the populations of the spin states $|j_1 i\rangle$ and $|j_1 -i\rangle$ are both $1/2$. From Figure 3 we can see that the coherent control of spin states from $|j_1 i\rangle$ to $\frac{1}{\sqrt{2}}(|j_1 i\rangle + |j_1 -i\rangle)$ is realized by our scheme.

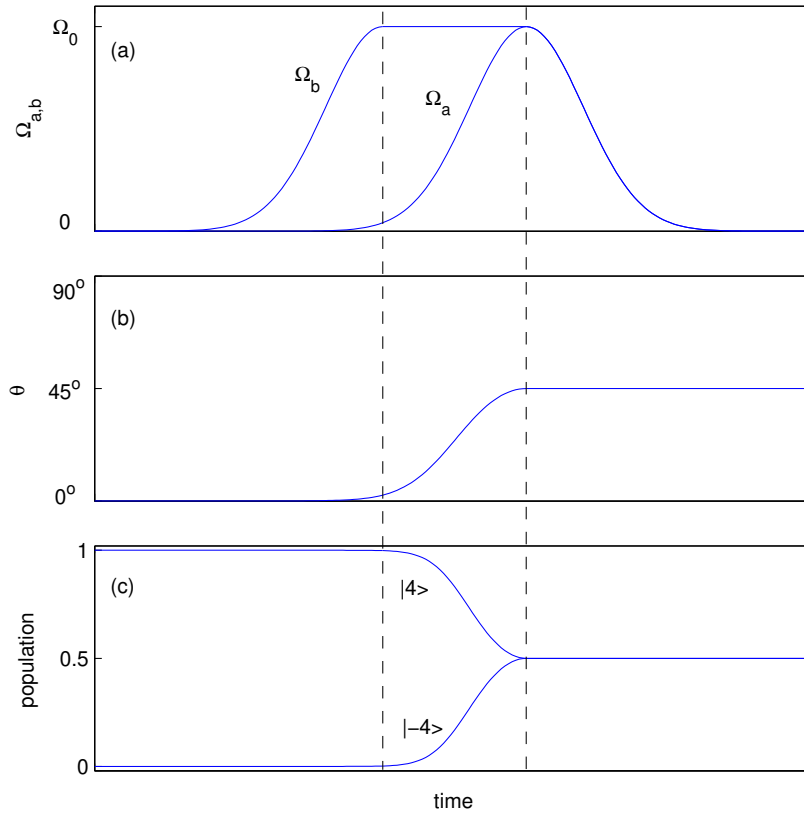


FIG. 3: The diagram of coherent control of spin states $|j_1 i\rangle \rightarrow \frac{1}{\sqrt{2}}(|j_1 i\rangle + |j_1 -i\rangle)$. (a) the Rabi frequencies; (b) the mixing angle; (c) the population of spin states

Until now, we have not yet discussed the adiabatic condition for evolution of the dark state in this paper. In order to interpret adiabatic evolution of the dark state, we take the case shown in Figure 2 as example. In Figure 4, we draw the variation of eigenvalues of the three eigenstates with time in the condition shown in Figure 2. At the initial time, all the transverse magnetic fields are not added, $|j_1 i\rangle$ is just the dark state $|j_0 i\rangle$ and the three eigenstates are degenerate. In interval I, Ω_b is added and Ω_a keeps zero, the energy gaps between the dark state and the other eigenstates appear but the eigenvalue of the dark state $|j_0 i\rangle$ remains unchanged. During interval II, both Ω_a and Ω_b are nonzero, the dark state has $|j_1 i\rangle$ and $|j_1 -i\rangle$ components and the energy splitting of eigenvalues E_1 and

E_0 is largest. In interval III, the Rabi frequency Ω_b is zero and Ω_a gradually decreases to zero, the energy splitting of eigenenergies gradually disappears. From above we can see that there always exist gaps between eigenvalues E_- and E_0 in our operation time. In other cases besides the example, the processes are similar. Thus, if we choose the spin state $|4i\rangle$, which is right the dark state in interval I, as the initial state, it is possible to evolve adiabatically the dark state to our requested quantum state by adding special transverse magnetic field pulses.

In order to realize adiabatic evolution of the dark state, it is necessary that the amplitudes of transverse magnetic fields are large enough. If the coupling is insufficient, i.e. the Rabi frequencies are too small, the practical quantum state can not follow the evolution of the dark state $|j_0i\rangle$ and loss of population due to nonadiabatic transfer to the states $|j_+i\rangle$ and $|j_-i\rangle$ may occur. The Hamiltonian matrix element for nonadiabatic coupling between the state $|j_0i\rangle$ and the states $|j_+i\rangle$ or $|j_-i\rangle$ is given by $\hbar \langle j_0i | \hat{H} | j_{\pm}i \rangle$ [14]. Thus, the adiabatic condition is [7]

$$\hbar \langle j_0i | \hat{H} | j_{\pm}i \rangle \ll \frac{E_0}{\hbar}; \quad (16)$$

When the transverse magnetic field pulses have a smooth shape, a convenient adiabaticity criterion may be derived from Eq. (16) by taking a time average of the left-hand side, $\hbar \langle j_0i | \hat{H} | j_{\pm}i \rangle_{av} = \frac{E_0}{\hbar}$, where τ is the period during which the pulses overlap. This average value should not exceed the right-side, $\frac{E_0}{\hbar} = \frac{E_0}{\hbar} \frac{1}{\tau} = \frac{E_0}{\hbar} \frac{1}{\tau} = 2$. The adiabatic condition is [7]

$$\Omega_{av} > 10 \quad (17)$$

where Ω_{av} is the average Rabi frequency of Ω_a and Ω_b , and the number 10 is obtained from experience and numerical simulation studies.

The experimental work [11] shows that, in N_2 molecules, the longitudinal relaxation time is long, and its order is μs . Here we assume that τ has the same order with the relaxation time. From this relaxation time and Eq. (17), we obtain the restriction for the average Rabi frequencies is $\Omega_{av} > 10 \mu s^{-1}$. In our scheme, it is proper that we choose the detuning Δ as 1 GHz. Thus, from Eq. (10) or (11), we know that $\Omega_i > 2.6 \times 10^5 s^{-1}$, where $\Omega_i = g_B B_i / \hbar$ is the average value of $\Omega_i = g_B B_i / \hbar$. Here we introduce the average transverse magnetic field B_i . Reference [10] shows $g_B \approx 2.2$. Finally we obtain the amplitude of the transverse magnetic fields required in our scheme as $B_i > 8.4 \times 10^4 T$. In our scheme, the precise matching between the sum of frequencies of the left circularly polarized transverse magnetic fields $\sum_{i=1}^4 \Omega_i$ and the sum of frequencies of the right circularly polarized transverse magnetic fields $\sum_{i=4}^4 \Omega_i$ is required, but a finite detuning between $\sum_{i=1}^4 \Omega_i$ and the gap of the spin states $|4i\rangle$ and $|4i\rangle$, $\Delta_0 \approx \Delta_4$, or between $\sum_{i=4}^4 \Omega_i$ and the gap of the spin states $|4i\rangle$ and $|4i\rangle$, $\Delta_0 \approx \Delta_4$, does not prevent the dark resonance. From the above estimation, we can see that the conditions required in our scheme are accessible experimentally.

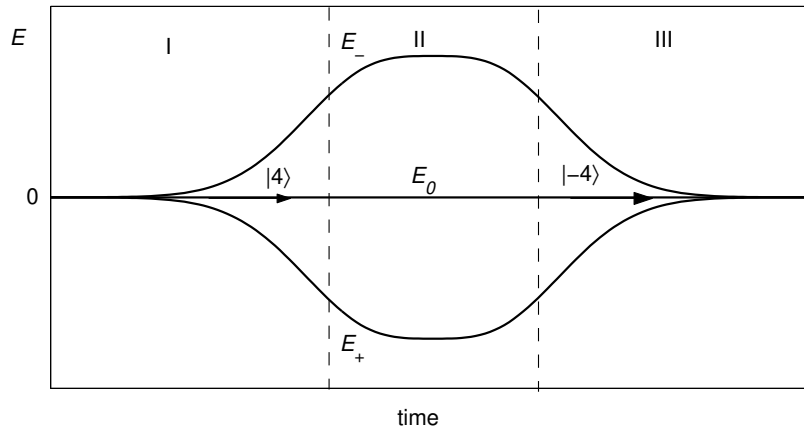


FIG. 4: The variation of eigenvalues of the three eigenstates of the Hamiltonian (9) with time in the condition presented in Figure 2.

In conclusion, using the method suggested by us, one can prepare any arbitrary superposition of the spin states $|j_1 i_1\rangle$ and $|j_1 -i_1\rangle$ from the ground spin state $|j_1 i_1\rangle$ or $|j_1 -i_1\rangle$. In molecular magnets, there is a potential barrier between the spin states with positive magnetic numbers and with negative ones, as is shown in Figure 1. In the absence of longitudinal magnetic field, each molecule has a double, Kramers degeneracy in its ground states. In Ni_4 molecules, they are $|j_1 i_1\rangle$ and $|j_1 -i_1\rangle$. The transition from one ground state to the other is possible only if the molecule jumps over the potential barrier or tunnels through it. Moreover, it is difficult to coherently control the transition caused by jumping over or tunnelling through the potential barrier and these schemes are not spin-state-selective. However, our scheme is spin-state-selective and the process is coherent. Therefore, through adjustment of the magnitudes of the transverse magnetic fields, any arbitrary superposition of the two spin states of Ni_4 molecule can be obtained, i.e., the coherent control of spin states in molecular magnet, Ni_4 , is realized.

Acknowledgments

This project is supported by NSF of China Grant Nos.10547107, 10571091, and Doctoral Starting Fund from Southeast University No.9207022244. We thank referees for their helpful advices to improve the paper.

-
- [1] E. Arimondo, Prog. Opt. 35, 257 (1996); M. Ter-Mikaelyan, Usp. Fiz. Nauk 167, 12 (1997) [Phys. Usp. 40, 1195 (1997)]
 - [2] S. E. Harris, Phys. Today 50, 36 (1997); J. P. Marangos, J. Mod. Opt. 45, 471 (1998); M. D. Lukin and A. Imamoglu, Nature 413, 273 (2001); A. F. Huss, E. A. Korsunsky, and L. Windholz, J. Mod. Opt. 49, 141 (2002).
 - [3] K. Bergmann, H. Theuer, and B. W. Shore, Rev. Mod. Phys. 70, 1003 (1998); N. V. Vitanov, M. Fleischhauer, B. W. Shore, and K. Bergmann, Adv. At., Mol., Opt. Phys. 46, 57 (2001).
 - [4] O. Kocharovskaya, Phys. Rep. 219, 175 (1992); A. B. Matsko, O. Kocharovskaya, Y. Rostovtsev, G. R. Welch, A. S. Zibrov, and M. O. Scully, Adv. At., Mol., Opt. Phys. 46, 191 (2001).
 - [5] L. Hau, S. Harris, Z. Dutton, and C. Behroozi, Nature 397, 594 (1999); D. Budker, D. F. Kimball, S. M. Rochester, and V. V. Yashchuk, Phys. Rev. Lett. 83, 1767 (1999).
 - [6] M. Fleischhauer and M. D. Lukin, Phys. Rev. Lett. 84, 5094 (2000); C. Liu, Z. Dutton, C. H. Behroozi, and L. V. Hau, Nature 409, 490 (2001); D. F. Phillips, A. Fleischhauer, A. Mair, R. L. Walsworth, and M. D. Lukin, Phys. Rev. Lett. 86, 783 (2001); A. V. Turukhin, V. S. Sudarshanam, M. S. Shahriar, J. A. Musser, B. S. Ham, and P. R. Hemmer, Phys. Rev. Lett. 88, 023602 (2001).
 - [7] K. Bergmann, H. Theuer, and B. W. Shore, Rev. Mod. Phys. 70, 1003 (1998).
 - [8] M. N. Neuenberger and D. Loss, Nature 410, 789 (2001).
 - [9] J. M. Hou, L. J. Tian and M. L. Ge, Chin. Phys. Lett. 22, 2147 (2005)
 - [10] Yang et al., Polyhedron 22, 1727 (2003)
 - [11] E. delBarco, A. D. Kent, E. C. Yang, and D. N. Hendrickson, Phys. Rev. Lett. 93, 157202 (2004).
 - [12] K. Park, E. C. Yang, and D. N. Hendrickson, J. Appl. Phys. 97, 10M 522 (2005).
 - [13] M. O. Scully and M. S. Zubairy, Quantum Optics (Cambridge University Press, 1997)
 - [14] Messiah, A., Quantum Mechanics (North-Holland/ Elsevier Science, New York, 1962).