

The semiconductor-to-ferromagnetic metal transition in FeSb_2 A.V. Lukoyanov,^{1,2} V.V. Mazurenko,^{1,2} V.I. Anisimov,¹ M. Sigrist,³ and T.M. Rice³¹Institute of Metal Physics, Russian Academy of Sciences-Ural Division,
620041 Yekaterinburg GSP-170, Russia²Ural State Technical University-UPI, 620002 Yekaterinburg, Russia³Institut für Theoretische Physik, ETH-Honggerberg, CH-8050 Zurich, Switzerland

(Dated: May 4, 2021)

Abstract

We propose FeSb_2 to be a nearly ferromagnetic small gap semiconductor, hence a direct analog of FeSi . We find that despite different compositions and crystal structures, in the local density approximation with on-site Coulomb repulsion correction (LDA+U) method magnetic and semiconducting solutions for $U = 2.6$ eV are energetically degenerate similar to the case of FeSi . For both FeSb_2 and FeSi ($\text{FeSi}_{1-x}\text{Ge}_x$ alloys) the underlying transition mechanism allows one to switch from a small gap semiconductor to a ferromagnetic metal with magnetic moment $\sim 1 \mu_B$ per Fe ion with external magnetic field.

PACS numbers: 71.27.+a, 71.30.+h

The unusual crossover from a small gap semiconductor at low temperatures to a metallic state with enhanced magnetic fluctuations above room temperature observed in FeSi has long been a subject of great interest^{1,2,3,4,5}. Two different models have been proposed to explain this anomaly. One proposal is that FeSi is a Kondo insulator². The second is that FeSi is a nearly ferromagnetic semiconductor^{3,4}. This latter proposal is supported by ab initio electronic structure calculations using the LDA+U method⁶ which found that a ferromagnetic metallic state was very close by in energy³. Further support for this second model comes from the direct observation of this semiconductor-metal transition as the lattice is expanded by the isoelectronic substitution of Ge for Si⁷. In order to determine critical magnetic field a minimal two-band model with interband interaction was suggested. Even in the mean field approximation the model nicely describes the full phase diagram of the FeSi_{1-x}Ge_x alloy series⁷.

Recently, a second Fe-compound, FeSb₂, was found to have a similar crossover as FeSi from a small gap semiconductor to a metallic state with strong magnetic fluctuations^{8,9}. This raises immediately the question whether ab initio calculations confirm the close analogy between the two Fe compounds. This is a nontrivial question since these electronic structure calculations show strong hybridization between the Fe-3d orbitals and the s-p electrons of the close Si or Sb neighbors. This strong hybridization clashes with the assumption of weak hybridization between localized and itinerant electrons that underlies a Kondo insulator description and makes it difficult to relate the Kondo insulator model to the ab initio electronic structure. However in view of the differing compositions and crystal structures of FeSi and FeSb₂ it is by no means obvious that closely similar models can be derived from ab initio electronic structure calculations for both compounds. For this reason it is clearly important to examine FeSb₂ closely.

FeSb₂ crystallizes in the marcasite crystal structure¹⁰. Each Fe atom is surrounded by a slightly distorted octahedron of Sb neighbors with 2 neighbors at 2.57 Å and 4 at 2.59 Å. The octahedra are corner sharing in the ab plane and edge sharing along the c-axis.

The results of density functional calculations using a local density approximation (LDA)¹¹ within TB-LMTO-ASA program¹² are shown in Figures 1 and 2 (the calculations were performed without spin-polarization). Atomic spheres radii were chosen as R(Fe) = 2.67 a.u. and R(Sb) = 2.99 a.u., in ASA approximation to fill the volume 6 classes of empty spheres were inserted with radii from 1.56 to 0.81 a.u. The overall bandwidth is 10 eV

with strong Fe-Sb hybridization due to the short Fe-Sb bonds. The density of states (DOS) is shown in Figure 1. The Fermi energy lies in a small band gap similar to the case of FeSi. Also in Figure 1 the DOS broken down in Fe-3d(t_{2g}) and Sb-4p states is displayed. Narrow bands appear above and below the band gap with predominantly 3d character (again similar to the case of FeSi). There is however a substantial contribution of the Sb-4p states to valence band peak just below the Fermi energy but in the interval from the Fermi energy to ~ 1 eV Sb-4p states are presented very weakly.

The band structure of FeSb₂ is presented in Figure 2 (a). There is a small indirect energy gap with the minimum in the conduction bands lying on the G-Z-lines and the maximum of the valence band is at the R-point. The narrow peak in the DOS at the bottom of the conduction band arises from the t_1 bands that extend over roughly half of the Brillouin near the Z- and R-points. The orbital character of these t_1 bands is predominantly $3z^2 - r^2$ (in the global coordinate system) as illustrated in Figure 2 (b). These are 3d orbitals pointing away from the Sb-sites in the octahedra surrounding the Fe atoms. The top of the valence band lies mostly in the DOS peak ~ 0.3 eV below the conduction band and has predominantly 3d ($x^2 - y^2$)-character. There is however a small density of states with mostly Sb-p character which is responsible for the small indirect band gap.

The main feature of the LDA band structure is this small gap (~ 0.3 eV) between relatively t_1 bands of 3d character giving rise to sharp peaks in the DOS. But the Sb-4p band contributes small density of states in this gap with zero at the Fermi level. In reference¹³ from measurements of optical reflectivity the semiconducting optical gap was estimated as $E_g = 0.035$ eV. This value is larger than that obtained from the resistivity measurements $0.02-0.025$ eV (see reference⁹). This situation is similar to FeSi except that E_g does not show any dependence on temperature up to the crossover temperature.

The LDA approximation was extended to allow for spin and orbital polarization by Anisimov et al.⁶ by introducing a local Coulomb repulsion, U . This LDA + U method when applied to FeSi found that there was a ferromagnetic metallic state very close by in energy to the small gap semiconducting state of the LDA. The exact energy difference between the two depends on the choice of U . This result of LDA + U is nicely confirmed by the fact that the isostructural-isoelectronic compound FeGe has the ferromagnetic metallic ground state. Actually if spin-orbit terms were included the ferromagnetism of FeGe would develop a long period spiral structure as observed in practice due to the presence of a Dzyaloshinskii-Moriya

term in resulting from the absence of inversion about the Fe sites.

The phase diagram of the $\text{FeSi}_x\text{Ge}_{1-x}$ alloys can be reproduced by choosing the reasonable value of U , an onsite Coulomb repulsion on the Fe sites of $U = 3.7 \text{ eV}$ ⁷.

We have applied the LDA+ U method to FeSb_2 . As in the case of FeSi a second local minimum appears in the energy vs. uniform magnetization at a value of $1 \mu_B$ per Fe (see Figure 3). In this set of calculations we performed fixed spin moment procedure³. Again the exact energy difference between the two minima is dependent on the value of U .

In all our calculation we used the value $J_H = 0.88 \text{ eV}$ for the exchange (Hund's) Coulomb parameter but varied the value of direct Coulomb parameter U . As a result, in FeSb_2 we found the critical value of the direct Coulomb parameter $U_c = 2.6 \text{ eV}$. As in FeSi and $\text{FeSi}_x\text{Ge}_{1-x}$ alloys, for any value of the U parameter less than U_c it is the nonmagnetic ground state that is lower in total energy. Otherwise for the U values above U_c ferromagnetic state is lower in energy. Only for U_c these two states have the same energy.

Comparison of the total FeSb_2 density of states near the Fermi energy to FeSi is shown in Figure 4.

The close similarity between the LDA+ U results for FeSi and FeSb_2 agrees well with the close correspondence in their properties. It demonstrates the nearly ferromagnetic character of these small gap semiconductors.

I. ACKNOWLEDGMENTS

The authors are grateful to C. Petrovic for stimulating conversations. Three of the authors (A.V.L., V.V.M. and V.I.A.) are grateful to the Institut für Theoretische Physik, ETH Zurich, for the hospitality and the last author (T.M.R.) thanks Brookhaven National Laboratory for their hospitality. This work was supported by Russian Foundation for Basic Research under the grant RFFI-04-02-16096, by Netherlands Organization for Scientific Research through NWO 047.016.005, the Center for Theoretical Studies of ETH Zurich and the NCCR of MaNEP. A.V.L. acknowledges support from the Dynasty Foundation and International Center for Fundamental Physics in Moscow. V.V.M. thanks INTAS Program Ref. No. 04-83-3230 and grant program of President of Russian Federation, Grant No. MK-15-73.2005.2. Electronic structure calculations have been performed on the Gonzales

cluster, ETH Zurich.

- ¹ F. Hulliger, *Nature (London)* 198, 1081 (1963)
- ² G. Aeppli, Z. Fisk, *Comments Cond. Mat. Phys.* 16, 155 (1992); T. E. Mason, G. Aeppli, A. P. Ramirez, K. N. Clausen, C. Broholm, N. Stucheli, E. Bucher, T. T. M. Palstra, *Phys. Rev. Lett.* 69, 490 (1992); D. Mandrus, J. L. Sarrao, A. Migliori, J. D. Thompson, Z. Fisk, *Phys. Rev. B* 51, 4763 (1995)
- ³ V. I. Anisimov, S. Y. Ezhov, I. S. Elmov, I. V. Solovyev, T. M. Rice, *Phys. Rev. Lett.* 76, 1735 (1996)
- ⁴ Y. Takahashi, T. Moriya, *J. Phys. Soc. Jap.* 46, 1451 (1979); S. N. Evangelou, D. M. Edwards, *J. Phys. C: Solid State Phys.* 16, 2121 (1983)
- ⁵ T. Jarlborg, *J. Magn. Mater.* 283, 238 (2004)
- ⁶ V. I. Anisimov, F. Aryasetiawan, A. J. Lichtenstein, *J. Phys.: Condens. Matter* 9, 767 (1997)
- ⁷ V. I. Anisimov, R. Hlubina, M. A. Korotin, V. V. Mazurenko, T. M. Rice, A. O. Shorikov, M. Sigrist, *Phys. Rev. Lett.* 89, 257203 (2002)
- ⁸ C. Petrovic, Y. Lee, T. Vogt, N. Dj. Lazarov, S. L. Bud'ko, P. C. Canfield, *Phys. Rev. B* 72, 045103 (2005)
- ⁹ C. Petrovic, J. W. Kin, S. L. Bud'ko, A. J. Goldman, P. C. Canfield, W. Choe, G. J. Miller, *Phys. Rev. B* 67, 155205 (2003)
- ¹⁰ T. Rosenqvist, *Acta Metallurgica* 1, 783 (1953)
- ¹¹ P. Hohenberg, W. Kohn, *Phys. Rev.* 136, B864 (1964); W. Kohn, L. J. Sham, *Phys. Rev.* 140, A1133 (1965)
- ¹² O. K. Andersen, *Phys. Rev. B* 12, 3060 (1975)
- ¹³ A. Perucchi, L. Degiorgi, R. Hu, C. Petrovic, V. Mitrovic, e-print [arXiv:cond-mat/0510131](https://arxiv.org/abs/cond-mat/0510131) (2005)

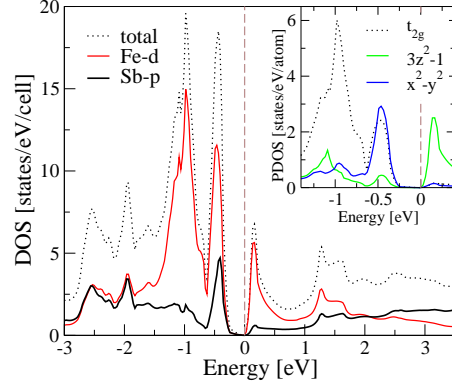


FIG . 1: Total and partial densities of states for FeSb_2 from the LDA calculation. Inset shows partial t_{2g} -DOS and $3z^2 - r^2, x^2 - y^2$ orbitals DOS of Fe-3d states. The Fermi energy corresponds to zero.

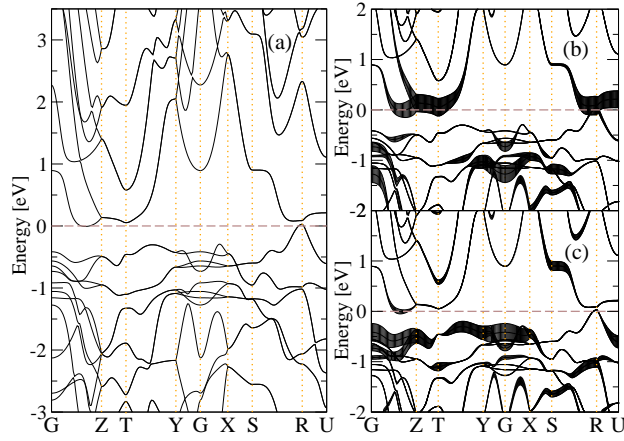


FIG . 2: (a) Band structure of FeSb_2 from the LDA calculation. Right panels show partial contributions of (b) $3z^2 - r^2$ and (c) $x^2 - y^2$ orbitals to the total band structure. Additional broadening of the bands corresponds to the contribution of the orbital. The Fermi energy corresponds to zero.

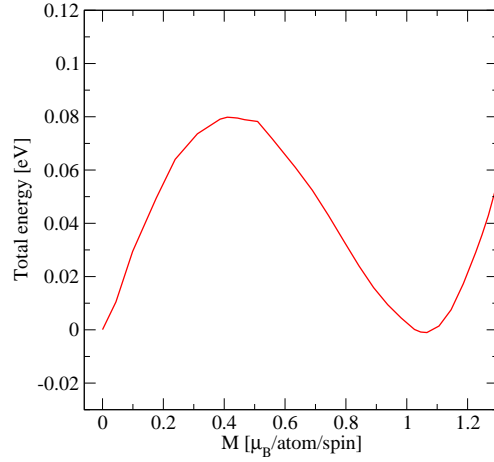


FIG . 3: Total energy dependence on magnetization value for FeSb_2 . From the LDA + U calculation with $U = 2.6$ eV and $J_H = 0.88$ eV. Energy is related to the energy of nonmagnetic state.

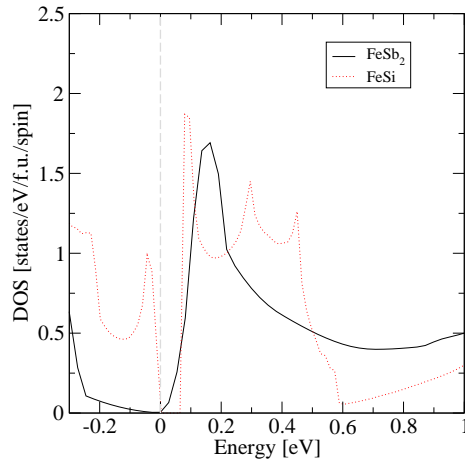


FIG . 4: Total densities of states of FeSb_2 and FeSi_3 from the LDA calculations near the Fermi energy.