

Hybridization and multipole orders of 4f electrons in Pr skutterudites

Yoshio KURAMOTO*, Annamária KISS, Junya OTSUKI and Hiroaki KUSUNOSE

Department of Physics, Tohoku University, Sendai 980-8578

Characteristics of hybridization and multipole orders of 4f-electrons in Pr skutterudites are explained in terms of a pseudo-quartet composed of crystalline electric field (CEF) singlet and the triplet. It is shown that the contrasting behaviors observed in PrFe₄P₁₂ and PrOs₄Sb₁₂ are ascribed to the difference in triplet wave functions and the CEF splittings. Since a macroscopic degeneracy remains even in the ordered phase with the Γ_3 -type antiferro-quadrupole (AFQ) order, a model with strong AFQ fluctuation and static monopole/hexadecapole order is proposed for PrFe₄P₁₂. The remaining cubic symmetry explains qualitatively the behavior of staggered magnetization observed by NMR and neutron scattering. For identification of possible hexadecapole orders in PrFe₄P₁₂ and PrRu₄P₁₂, eightfold intensity pattern is predicted in the azimuthal angle scan of resonant X-ray scattering. In PrOs₄Sb₁₂, the ferromagnetic exchange coupling with the conduction band does not lead to magnetic Kondo effect, but a momentum-dependent quadrupole coupling can give rise to enhanced effective mass, which should be sensitive to disorder.

KEYWORDS: quadrupole order, quantum fluctuation, resonant X-ray scattering, skutterudite

1. Introduction

There are puzzling properties in filled Pr skutterudite compounds. In this paper we concern with mechanism of the following behaviors: PrFe₄P₁₂ undergoes a phase transition at 7 K in zero field.¹⁾ The susceptibility shows a cusp at the transition, but there is no Néel order in the ordered phase. Then an antiferro-quadrupole (AFQ) order has been considered as a plausible explanation.²⁾ Indeed a staggered magnetic moment and the lattice distortion have been found by neutron diffraction.³⁾ However, in contrast with the case of PrOs₄Sb₁₂,⁴⁾ there is no component perpendicular to the field of the staggered moment.^{3,5)} If the order parameter is AFQ, one may naturally expect finite perpendicular component in some directions of the field. Thus proper identification of the order parameter remains to be done. On the other hand, PrOs₄Sb₁₂ has well-defined CEF excitations as seen by neutron scattering,^{4,6)} and by the Schottky-type anomaly in the specific heat.^{7,8)} Near the Schottky peak around 2 K, superconductivity sets in with a huge discontinuity in the specific heat. The problem here is the origin of the Cooper pair. More modestly, one may ask the mechanism which produces heavy electrons forming the Cooper pair. These two Pr skutterudites also show contrasting behaviors in the temperature dependence of the resistivity; PrFe₄P₁₂ shows a typical Kondo effect, while PrOs₄Sb₁₂ only a mild shoulder in the temperature dependence.⁹⁾ The inelastic neutron spectrum of PrFe₄P₁₂ is characterized by broad quasi-elastic features like other heavy-fermion systems, without well defined CEF excitations.¹⁰⁾

In this paper we propose a possible route toward understanding these fundamental issues. We begin with brief review of our previous results which explain the contrasting behaviors in terms of the character of CEF states. Then we proceed to rather speculative new ideas. These include proposal of a novel multipole order in PrFe₄P₁₂ in which fluctuating quadrupoles are not frozen even in the ordered phase. The frozen multipole is a hexadecapole which should be probed by resonant X-ray scattering. In addition, for PrOs₄Sb₁₂, we propose that the induced quadrupolar fluctuation with momen-

tum dependent coupling with conduction band is responsible for the heavy mass.

2. Local electronic states and hybridization effects

2.1 CEF splitting by p-f hybridization

Filled skutterudites RT₄X₁₂ form a bcc structure with the space group $Im\bar{3}$. The R site has the local symmetry T_h which has no four-fold rotation axis.¹¹⁾ In this symmetry, the 4f² Hund's-rule ground states ³H₄ of Pr³⁺ split into a singlet Γ_1 , a non-magnetic doublet Γ_{23} , and two Γ_4 triplets. Of these, two Γ_4 triplets are written as $\Gamma_4^{(1)}$ and $\Gamma_4^{(2)}$, which are linear combinations of triplets Γ_4 and Γ_5 in O_h . Under this crystal symmetry, the CEF potential is written as

$$V_{\text{CEF}} = A_4[O_4^0 + 5O_4^4] + A_6^c[O_6^0 - 21O_6^4] + A_6^t[O_6^2 - O_6^6] \\ = W \left[x \frac{O_4}{60} + (1 - |x|) \frac{O_6^c}{1260} + y \frac{O_6^t}{30} \right], \quad (1)$$

in the standard notation.¹¹⁾ The term yO_6^t mixes the Γ_4 and Γ_5 triplet states in the point group O_h .

There are two main sources for the CEF splitting: the Coulomb potential from ligands, and hybridization between 4f electrons and ligands. In the point charge model, CEF coefficients A_4 , A_6^c and A_6^t in eq.(1) are determined by coordination of the charge and the radial extension of the 4f wave function. Explicit results have been obtained in ref.14 taking the effective charge Z_t of a transition ion as the parameter and requiring the charge neutrality with trivalent Pr. To estimate the CEF potential, we use the lattice parameter in PrOs₄Sb₁₂,¹²⁾ which gives the Pr-T distance $d_t = 4.03\text{\AA}$ with T=Sb, the Pr-X distance $d_p = 3.48\text{\AA}$ with X=Os and the X-Pr-X vertical angle $2\theta_0 = 49.2^\circ$. These data will be used to derive the results presented in Fig.1.

Another important mechanism for CEF splittings is the covalency effect, or hybridization between localized and ligand orbitals. According to band calculation,¹³⁾ the conduction band striding the Fermi level is formed mostly by the molecular orbital a_u formed by 12 pnictogens around each Pr. The other relevant molecular orbital t_u form two energy bands around a few eV above the Fermi level, and three a few eV

*E-mail: kuramoto@cmpt.phys.tohoku.ac.jp

below. We neglect contributions from t_u bands to CEF splittings because of the larger excitation energy. Therefore we first consider hybridization of the form

$$H_{\text{hyb}} = V_a \sum_{\sigma} f_{\sigma}^{\dagger} c_{\sigma} + \text{h.c.}, \quad (2)$$

where c_{σ} annihilates a conduction electron in the Wannier orbital with the a_u symmetry at the origin, and f_{σ}^{\dagger} creates an $4f$ electron with the same (a_u) orbital symmetry. We take the hybridization parameter V_a real. Hereafter we adopt the Mulliken notation such as a_u for orbital symmetry, and the Bethe notation such as Γ_1 for a double-group representation with spin-orbit coupling. In the second-order perturbation theory, the effective interaction is given by

$$H_{\text{eff}} = PH_{\text{hyb}} \frac{1}{E - H_0} QH_{\text{hyb}}P, \quad (3)$$

where P is the projection operator onto $4f^2$ states, and $Q = 1 - P$. We first deal with such part of the second-order hybridization that is diagonal with respect to the conduction states. Diagonalization of H_{eff} with this constraint gives the CEF wave functions and their energies. We assume the following intermediate states: (i) $4f^1$ and an extra electron in vacant states, and (ii) $4f^3$ and extra hole in filled states. For simplicity, we neglect the multiplet splittings in both kinds of intermediate states. We note that $4f^1$ and $4f^3$ intermediate states give opposite contributions to the level splitting. Hence the sequence of CEF levels is determined by competition between both intermediate states. The hybridization is parameterized by the Slater-Koster parameters $(pf\sigma)$ and $(pf\pi)$. It turns out hybridization with a_u comes only from $(pf\pi)$.

We combine both contributions to CEF splittings by point-charge interaction and by hybridization. To a good approximation we can assume the half-filled a_u band. We introduce a parameter

$$1/\Delta_{-} = 1/\Delta_3 - 1/\Delta_1.$$

Note that $1/\Delta_{-} = 0$ in the case of $\Delta_3 = \Delta_1$, and $1/\Delta_{-}$ becomes negative if $4f^1$ is the dominant intermediate state. For the point charge parameters we tentatively take $Z_t = 2$. Figure 1 shows computed results as a function of strength of hybridization, $(pf\pi)^2/\Delta_{-}$. It should be emphasized that the closely lying singlet and triplet are realized only with simultaneous action of point-charge and hybridization interactions.

The lowest triplet Γ_t , which is either $\Gamma_4^{(1)}$ or $\Gamma_4^{(2)}$, can be written in terms of O_h triplets Γ_4 and Γ_5 as

$$|\Gamma_t, m\rangle = \sqrt{w}|\Gamma_4, m\rangle + \sqrt{1-w}|\Gamma_5, m\rangle, \quad (4)$$

where $m = \pm, 0$ specifies a component, and w with $0 < w < 1$ gives the weight of Γ_4 states. We have chosen the phase of wave functions so that positive coefficients give the lower triplet. The level repulsion between $\Gamma_4^{(1)}$ and $\Gamma_4^{(2)}$ around $(pf\pi)^2/\Delta_{-} = 110\text{K}$ is due to mixing of wave functions, and is a characteristic feature in the point group T_h . Possible location of effective hybridization in some representative Pr skutterudites is schematically shown by the lines (a)-(e) in Fig.1. In the case of $\text{PrFe}_4\text{P}_{12}$, the lattice constant is 7.81\AA as compared with 9.3\AA of $\text{PrOs}_4\text{Sb}_{12}$. Hence $(pf\pi)$ in $\text{PrFe}_4\text{P}_{12}$ should be larger. At first sight, the larger hybridization in $\text{PrFe}_4\text{P}_{12}$ seems incompatible with this leftward shift (a) from $\text{PrOs}_4\text{Sb}_{12}$ around (d). However, since the smaller lattice con-

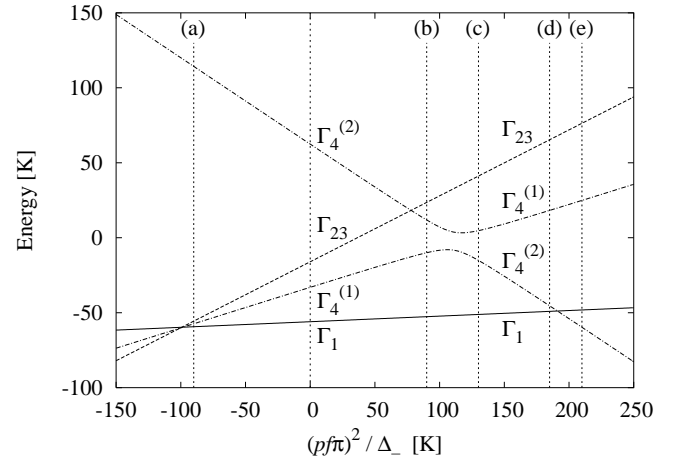


Fig. 1. CEF level structures derived from hybridization and point charge potential as a function of $(pf\pi)^2/\Delta_{-}$. The level sequence qualitatively corresponds to: (a) $\text{PrFe}_4\text{P}_{12}$; (b) $\text{PrRu}_4\text{P}_{12}$ in the high-temperature phase; (c) Pr1 site in $\text{PrRu}_4\text{P}_{12}$ in the low-temperature phase; (d) $\text{PrOs}_4\text{Sb}_{12}$; (e) Pr2 site in $\text{PrRu}_4\text{P}_{12}$ in the low-temperature phase. See text for details.

stant in $\text{PrFe}_4\text{P}_{12}$ favors the $4f^1$ excited states rather than the $4f^3$ states, the parameter Δ_1 can become smaller, leading to negative Δ_{-} . Since the hybridization with a_u orbitals alone cannot take into account the parameter y in eq.(1), the simultaneous crossing of three levels near (a) should be taken with caution. In other words, only the Coulomb potential is the source of the y parameter in our result. From the study of phase diagram in magnetic field,¹⁵⁾ it seems that the level Γ_{23} is situated higher in this region. As a result, if high pressure drives the system toward further left in the Fig.1, it is likely that the triplet becomes the ground state instead of the doublet.

It is reasonable that the larger cage in $\text{PrOs}_4\text{Sb}_{12}$ prefers $4f^3$ intermediate states. In $\text{PrOs}_4\text{Sb}_{12}$, the triplet forming pseudo-quartet is almost of the Γ_5 -type as shown by (d). On the other hand, the CEF levels in the high-temperature phase of $\text{PrRu}_4\text{P}_{12}$ corresponds to (b), which bifurcates into (c) and (e) in the low-temperature phase. Namely in one sublattice called Pr1, the triplet changes the character slightly, while in the other sublattice called Pr2, the triplet becomes the ground state. Below the phase transition, the system behaves like an insulator. It may be possible to describe the transition as the antiferro-hexadecapole order as discussed elsewhere.¹⁶⁻¹⁸⁾

2.2 Exchange interactions with conduction electrons

We are interested in the matrix element between the singlet and the triplet in the T_h group. As we have seen the triplet is a linear combination of Γ_4 and Γ_5 in the O_h group. Hence it is convenient to analyze the symmetry properties of triplets in the cubic case. The direct products of pseudo-quartets can be decomposed as

$$(\Gamma_1 \oplus \Gamma_4) \otimes (\Gamma_1 \oplus \Gamma_4) = \Gamma_1 + 2\Gamma_4 + (\Gamma_1 + \Gamma_3 + \Gamma_4 + \Gamma_5), \quad (5)$$

$$(\Gamma_1 \oplus \Gamma_5) \otimes (\Gamma_1 \oplus \Gamma_5) = \Gamma_1 + 2\Gamma_5 + (\Gamma_1 + \Gamma_3 + \Gamma_4 + \Gamma_5), \quad (6)$$

where Γ_4 has the same symmetry as the magnetic moment. The product of $\Gamma_1 \oplus \Gamma_4$ produces newly two Γ_4 representations, of which one is time-reversal odd and the other is even. The odd representation represents the magnetic moment, while the

even one the hexadecapole moment. On the other hand, the pseudo-quartet $\Gamma_1 \oplus \Gamma_5$ does not produce a new Γ_4 representation. Physically, this means that Γ_4 as the first excited states gives rise to a van Vleck term in the magnetic susceptibility, while Γ_5 does not.

It is convenient to introduce the effective moment operators in the pseudo-quartet in T_h . In the case of $w = 0$ (pure Γ_5 triplet), the magnetic moment within Γ_1 is the only relevant quantity. The vector operator in this case is written as \mathbf{X}^t . On the other hand, another vector operator \mathbf{X}^s is necessary to describe the magnetic moment of van Vleck type. The operator \mathbf{X}^t act on the triplet states, and \mathbf{X}^s connect the singlet and the triplet. The effective interaction within the pseudo-quartet is given by

$$H_{\text{exc}} = (I_t \mathbf{X}^t + I_s \mathbf{X}^s) \cdot \frac{1}{2} \sum_{\alpha\beta} c_\alpha^\dagger \boldsymbol{\sigma}_{\alpha\beta} c_\beta. \quad (7)$$

where the conduction electron spin s_c is explicitly written in terms of fermion operators. The coupling constants are proportional to V_a^2 and negative.¹⁴⁾ The origin of the ferromagnetic exchange is traced to the Hund rule involving the spin-orbit interaction; the dominant orbital moment is pointing oppositely from the spin moment. In other words, the spin exchange is antiferromagnetic as is usual for a hybridization induced exchange.

Alternatively, one can use the pseudo-spin representation as in ref.19:

$$\mathbf{X}^t = \mathbf{S}_1 + \mathbf{S}_2, \quad \mathbf{X}^s = \mathbf{S}_1 - \mathbf{S}_2,$$

where \mathbf{S}_1 and \mathbf{S}_2 are spin 1/2 operators. The pseudo-spin representation naturally leads to commutation rules among \mathbf{X}^t and \mathbf{X}^s . The exchange interaction in terms of pseudo-spins is given by

$$H_{\text{exc}} = (J_1 \mathbf{S}_1 + J_2 \mathbf{S}_2) \cdot s_c, \quad (8)$$

where $J_1 = I_t + I_s$ and $J_2 = I_t - I_s$. It turns out that J_2 becomes positive for as w deviates from 0. The emergence of antiferromagnetic exchange is due to the particular CEF level structure in Pr skutterudites. J_2 is almost negligible in the pure Γ_5 case ($w = 0$), and becomes an order of magnitude larger as w increases toward unity, *i.e.*, toward pure Γ_4 . It is likely that the Kondo-type behavior seen in $\text{PrFe}_4\text{P}_{12}$ originates from a Γ_4 -type triplet together with a small singlet-triplet splitting. Numerical results have been reported for dynamical properties of the pseudo-quartet²⁰⁾ with use of the NCA.²¹⁾

2.3 Quadrupole interactions with conduction electrons

Although the conduction band is of a_u type, it can acquire the coupling with quadrupole moments through mixing with t_u -type calcogen bands. We start with the most general form of p-f hybridization as given by

$$H_{\text{hyb}} = \sum_{\Gamma(\alpha\beta)} \sum_{\nu\sigma} [V_{\Gamma(\alpha\beta)} P_{\Gamma(\alpha)\nu\sigma}^\dagger f_{\Gamma(\beta)\nu\sigma} + \text{H.c.}], \quad (9)$$

where the indices α, β distinguish different sets with the same irreducible representation Γ . A member in the irreducible representation is specified by ν , and σ denotes a spin component. Let us consider nine Pr sites making up a body-centered cube each of which is surrounded by 12 pnictogens. A 4f orbital state $3z^3 - 5$, for example, in the body centered Pr at

$\mathbf{R} = (000)$ has hybridization with surrounding pnictogen orbitals $\Gamma = t_u, \nu = z$, for which five different sets have been enumerated.¹⁴⁾

Each t_u molecular orbital mixes with the eight a_u orbitals surrounding Pr corner atoms at $\mathbf{R} = (\pm 1, \pm 1, \pm 1)$. Summation over eight sites gives the form factor as

$$F_z(\mathbf{k}) = \sqrt{8}i \cos k_x \cos k_y \sin k_z, \quad (10)$$

where \mathbf{k} is the wave number of the conduction electron. Other components $F_\nu(\mathbf{k})$ with $\nu = x, y$ are obtained from the case of $\nu = z$ by cyclic rotation of k_x, k_y, k_z . Let us introduce a set $\nu = x, y, z$ of new Wannier orbitals each of which is created by the operator

$$\psi_{\nu\sigma}^\dagger = \frac{1}{\sqrt{N}} \sum_{\mathbf{k}} F_\nu(\mathbf{k}) c_{\sigma}^\dagger(\mathbf{k}). \quad (11)$$

Then the effective hybridization through t_u orbitals is given by

$$H_t = \frac{1}{\sqrt{N}} \sum_{\beta} \sum_{\nu\sigma} [V_\beta \psi_{\nu\sigma}^\dagger f_{\beta\nu\sigma} + \text{H.c.}], \quad (12)$$

where β distinguishes two different sets with the t_u symmetry in 4f orbitals such as $3z^3 - 5$ and $z(x^2 - y^2)$. The effective hybridization parameter V_β is determined by $V_{t(\beta\alpha)}$, the intersite mixing between $t_u(\alpha)$ and a_u , and their energy separation.

Following the same line as derivation of the effective magnetic exchange, the second order effects of eq.(12) gives quadrupole coupling. To describe the coupling we introduce the operator $O_{\mu\nu}^{(\gamma)}$ where $(\gamma) = (1 \rightarrow 5)$ represents the quadrupole from the CEF singlet-triplet transition, while $(\gamma) = (5 \rightarrow 5)$ comes from the intra-triplet transition. We shall argue later that the latter quadrupole operator is a key to understand the strange heavy-fermion behavior found in $\text{PrOs}_4\text{Sb}_{12}$. The effective quadrupole coupling between 4f and conduction electrons is given by

$$H_{\text{quad}} = \sum_{\gamma} I_{\text{quad}}^{(\gamma)} \sum_{\mu\nu} O_{\mu\nu}^{(\gamma)} \sum_{\sigma} \psi_{\nu\sigma}^\dagger \psi_{\mu\sigma}. \quad (13)$$

We shall evaluate these two coupling constants $I_{\text{quad}}^{(\gamma)}$ quantitatively in separate work.

3. Fluctuating quadrupoles

3.1 Triplet pair with AFQ interaction

An AFQ order of the Γ_3 -type involving a CEF triplet involves a subtle problem concerning the degeneracy in the ordered phase. The normalization of relevant operators is defined by

$$O_2^0 = 3^{-1/2} [3J_z^2 - J(J+1)], \quad O_2^2 = J_x^2 - J_y^2. \quad (14)$$

In the case of Γ_4 triplet, nonzero matrix elements are given by $\langle 0|O_2^0|0\rangle = 28/\sqrt{3}$, $\langle \pm|O_2^0|\pm\rangle = -14/\sqrt{3}$, and $\langle \pm|O_2^0|\mp\rangle = -14$. For identifying the degeneracy problem, which is intimately related to the ordering pattern in $\text{PrFe}_4\text{P}_{12}$, we take a two-site system where the triplet Γ_4 is present at each site A or B. The interaction Hamiltonian is given by

$$H_{\Gamma_3} = g_3 (O_{2,A}^0 O_{2,B}^0 + O_{2,A}^2 O_{2,B}^2). \quad (15)$$

We recombine three states in the triplet as

$$|z\rangle = |0\rangle, \quad |x\rangle = \frac{1}{\sqrt{2}}(|+\rangle + |-\rangle), \quad |y\rangle = \frac{1}{\sqrt{2}i}(|+\rangle - |-\rangle). \quad (16)$$

Then we take the nine-fold basis $|k\rangle_A|l\rangle_B$ for the two sites, where k, l are x, y or z . By diagonalization of H_{Γ_3} we find that the nine-fold degeneracy splits into six-fold and three-fold degenerate states. With antiferro-type interaction $g_3 > 0$, the ground state is the six-fold multiplet with energy $-196g_3/\sqrt{3}$, and the three-fold degenerate excited level has energy $784g_3/3$. The six-fold degeneracy comes from the number of ways to choose different orbitals for $|k\rangle_A|l\rangle_B$ with $k \neq l$. Because of the absence of off-diagonal elements in the two-site Hamiltonian, the mean-field theory at zero temperature becomes exact for the two-site system. The bcc lattice can be separated into A and B sublattices. Then with only the Γ_3 -type intersite interaction, the degenerate ground state of the bcc lattice should be given exactly by the mean-field theory.

Thus a model with nearest-neighbor AFQ interaction of Γ_3 quadrupoles has a degeneracy with respect to different kinds of quadrupolar patterns. In this sense, the Γ_3 antiferro-quadrupolar ordering model within the triplet state is similar to the three-state antiferromagnetic Potts model, which possesses a macroscopic degeneracy in the ground state.

3.2 Interaction with conduction spins

We now ask how the degeneracy should be broken in actual $\text{PrFe}_4\text{P}_{12}$. Experimentally, distortion of Fe sublattice has been observed by X-ray and neutron diffraction. Although the distortion is suggested to be of O_2^0 -type²²⁾ for each Fe cube, the diffraction results themselves do not exclude a possibility that the actual distortion is of a breathing type as found in $\text{PrRu}_4\text{P}_{12}$. We consider a situation where conduction electrons cause quantum fluctuations among degenerate AFQ configuration. If the macroscopic degeneracy is removed by this fluctuation mechanism, the cubic symmetry is kept on the average, but a strong two-site AFQ correlation dominates the ground state. In order to pursue the idea qualitatively, we consider a toy model in which a conduction-electron spin is introduced at each site, and each spin has exchange coupling with a triplet. Namely the local interaction $H_{\text{exc}}^{(A)}$ is given by eq.(7) for site A , and $H_{\text{exc}}^{(B)}$ for site B . Let us consider the system

$$H_{\Gamma_3+\text{exc}} = H_{\Gamma_3} + H_{\text{exc}}^{(A)} + H_{\text{exc}}^{(B)}, \quad (17)$$

where we neglect the Γ_1 singlet for simplicity. According to microscopic theoretical result,¹⁴⁾ we take $I_t < 0$. In the limit $g_3 = 0$, we obtain the quartet ground state and the doublet excited state for each site with separation $3|I_t|/2$. Thus the whole system is 16-fold degenerate in the ground state. The AFQ interaction g_3 breaks the degeneracy. In the case of large $g_3/|I_t|$, on the other hand, the lower manifold of $6 \times 4 = 24$ states has the following level sequence from the ground state: (i) quartet, (ii) octet, (iii) octet, (iv) quartet. The degeneracy of (i) comes from the spin degrees of freedom. Since there is no magnetic interaction between the pair, the Kramers degeneracy at each site cannot be broken. Figure 2 shows the energy levels as a function of $g_3/|I_t|$ taking the triplet as Γ_4 . The asymptotes for $|g_3/|I_t|| \gg 1$ are characterized by the ferro-orbital state with the slope $784/3$ as obtained earlier, and the antiferro-orbital state with the slope $-196/\sqrt{3}$. The ratio of the slopes is $-4/\sqrt{3} \sim -2.3$.

Now we include an intersite magnetic interaction of the form

$$H_{c2} = J_c s_c^{(A)} \cdot s_c^{(B)}. \quad (18)$$

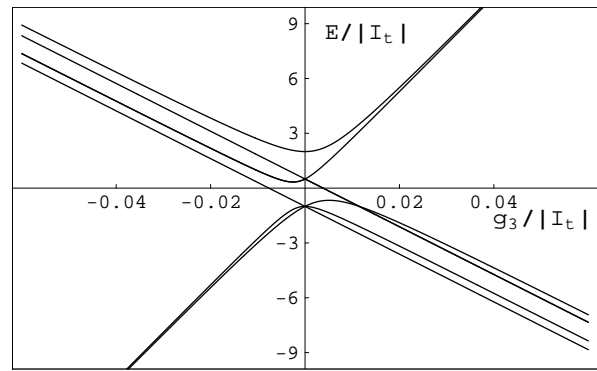


Fig. 2. Energy levels of the triplet pair each of which is coupled with a spin in the conduction level.

The ground-state quartet obtained above is split by this interaction. A singlet ground state emerges in the case of $J_c < 0$, and a triplet ground state otherwise. Figure 3 shows the lowest two levels for both signs of $g_3/|I_t|$.

The wave function of the ground state for the system $H_{\text{pair}} = H_{\Gamma_3+\text{exc}} + H_{c2}$ can be derived explicitly. We introduce notations:

$$|x, y\rangle_{\pm} = 2^{-1/2} [|x\rangle_A|y\rangle_B \pm |y\rangle_A|x\rangle_B], \quad (19)$$

$$|s_z; 0\rangle = 2^{-1/2} [|\uparrow\rangle_A|\downarrow\rangle_B + |\downarrow\rangle_A|\uparrow\rangle_B], \quad (20)$$

for a pair of CEF states and a pair of conduction spins, respectively. By cyclic rotation, we define similar states such as $|yz\rangle_{\pm}$ and $|s_x; 0\rangle$. The latter is given by

$$|s_x; 0\rangle = 2^{-1/2} [|\uparrow\rangle_A|\uparrow\rangle_B + |\downarrow\rangle_A|\downarrow\rangle_B], \quad (21)$$

which has spin 1 with component $s_x = 0$. Then the ground state ψ_0 of H_{pair} with $g_3 > 0$, $I_t < 0$ and $J_c < 0$ is given by

$$\psi_0 = 3^{-1/2} [|xy\rangle_+ |s_z; 0\rangle + |yz\rangle_+ |s_x; 0\rangle + |zx\rangle_+ |s_y; 0\rangle], \quad (22)$$

which does not depend on the interaction parameters because of its high symmetry. Although the pair has a complete AFQ correlation, there is no finite static quadrupole at each site. As a result, the cubic symmetry at each site is preserved on the average.

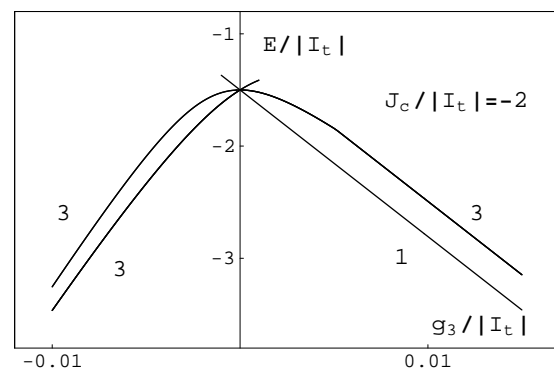


Fig. 3. The lowest two energy levels of the pair with inclusion of intersite coupling J_c of conduction spins. The numbers 1, 3 show the degeneracy of each level.

3.3 Staggered moments induced by magnetic field

The dominance of quadrupolar moments in the ordered phase in $\text{PrFe}_4\text{P}_{12}$ is indicated by the results of polarized neutron scattering³⁾ where the induced AFM moments is about 2 times larger for the field direction (001) than for (110). However, there is no component of staggered magnetization perpendicular to the magnetic field. If there is a static quadrupole order, one may naturally expect some anisotropy leading to the perpendicular component. The absence is not due to cancellation by the mixture of quadrupole domains, since NMR has observed a sharp induced staggered field.⁵⁾

If we assume the fluctuating state with no static AFQ order as described by the pair, there is no perpendicular component in the staggered magnetization. In our scenario of fluctuating AFQ order, the static order parameter in $\text{PrFe}_4\text{P}_{12}$ is a monopole, hexadecapole (rank 4 tensor) and/or a hexacontatetrapole (rank 6 tensor). Both tensors can form a scalar in the point group T_h as given by O_4 , O_6^c and O_6^t in eq.(1). Similar multipoles have been postulated as order parameters in $\text{PrRu}_4\text{P}_{12}$. An important difference, however, is the large Néel-like anomaly in the magnetic susceptibility in $\text{PrFe}_4\text{P}_{12}$, and its absence in $\text{PrRu}_4\text{P}_{12}$. We suspect the AFQ interaction is insignificant in $\text{PrRu}_4\text{P}_{12}$.

3.4 Uniaxial pressure effect

The quadrupole fluctuation is much affected by uniaxial stress, which serves as valuable probe to identify the nature of electronic states. According to ref.23, the susceptibility is much enhanced by uniaxial pressure along the magnetic field, while it is insensitive perpendicular to the field. The large anisotropy is common to both ordered and disordered phases. In order to understand the origin of such anisotropy, we have checked how the single-site triplet is affected by uniaxial stress. Provided the uniaxial stress along the z -axis favors oblate charge distribution of $4f$ states, the CEF triplet splits into the ground-state doublet and a singlet. Since the doublet $|\pm\rangle$ has a moment along the z -axis, the susceptibility χ_z is enhanced. On the other hand, χ_x and χ_y come from transition from the doublet and the singlet, which is reduced by the stress. Figure 4 shows an example of model calculation for a $\Gamma_1 - \Gamma_4$ pseudo-quartet. Here the magnetoelastic coupling is taken to be $g_{13} = 100\text{K}$, and the elastic constant $C_{11} - C_{12} = 35\text{GPa}$.²⁵⁾ It is seen that the decrease of the susceptibility for the perpendicular field is half of the increase along the field. This relation comes from the invariance of the average susceptibility in the present model. Although the tendency of anisotropy is consistent with experimental observation, the quantitative discrepancy is serious. It seems necessary to include fluctuation effects even in the disordered phase.

4. X-ray detection of hexadecapole order

We discuss how to probe possible hexadecapole order transition in $\text{PrFe}_4\text{P}_{12}$ and $\text{PrRu}_4\text{P}_{12}$. The most direct observation should be azimuthal angle scan in resonant X-ray scattering. In the quadrupole scattering process called E2, the staggered order of hexadecapoles contributes to the superlattice scattering. On the other hand, the hexacontatetrapole cannot be probed by the E2 scattering because of its higher rank ($= 6$). The combination $O_4^0 + 5O_4^4$ constitutes a scalar in the cubic symmetry, which has a staggered component in the hexade-

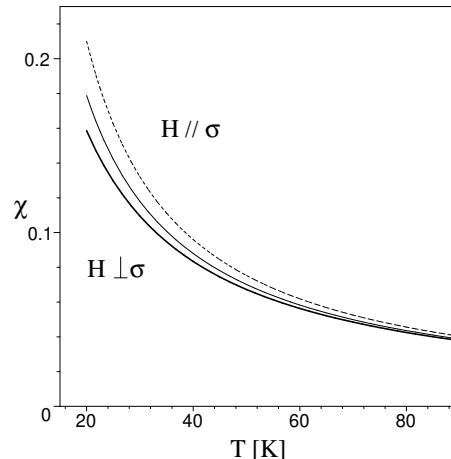


Fig. 4. Magnetic susceptibility of an isolated pseudo-quartet under uniaxial pressure $\sigma = 3\text{kbar}$. The parameters are taken as $g_3 = 0.3\text{K}$ and $\Delta = 3\text{K}$. The middle line shows the susceptibility without uniaxial stress. The unit of χ is $(g_J \mu_B)^2 / T_0$ with $g_J = 4/5$ and $T_0 = 1\text{K}$.

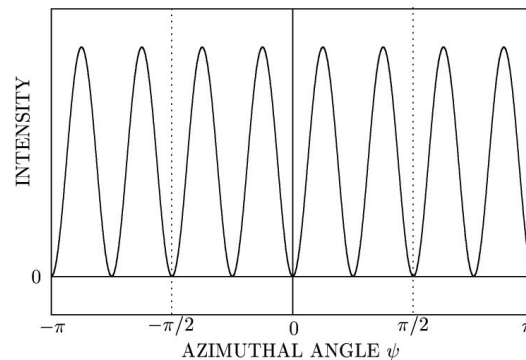


Fig. 5. Predicted azimuthal angle dependence from the hexadecapole order in $\text{PrRu}_4\text{P}_{12}$ and $\text{PrFe}_4\text{P}_{12}$. Assumed are the (001) surface and the σ - π' scattering.

capole order. We have shown²⁴⁾ that the amplitude should depend on the azimuthal angle ψ as $\cos 4\psi$ in the σ - σ' channel, and as $\sin 4\psi$ in the σ - π' channel. In the σ - π' channel, the polarization of the light is rotated by 90° from the incident beam. These rapid oscillations of the amplitude are not shared by amplitude for other multipoles. In particular, there is no contribution from O_4^0 in the σ - π' channel. The resulting intensity has the eight-fold pattern ($\propto 1 - \cos 8\psi$) with a minimum at $\psi = 0$. The σ - σ' channel will show a four-fold pattern by combination with O_4^0 . The intensity pattern is illustrated in Fig.5. In this way resonant X-ray scattering using the E2 transition can identify the hexadecapole order. On the other hand, the non-resonant scattering also has contribution from hexadecapoles with angular momentum $L = 4$, which can be identified by the form factor analysis. Although the monopole contribution should dominate the intensity, one may hope to identify the contribution from $L = 4$ since the quadrupole component $L = 2$ is absent. Identification of the $L = 4$ component provides alternative detection of the hex-

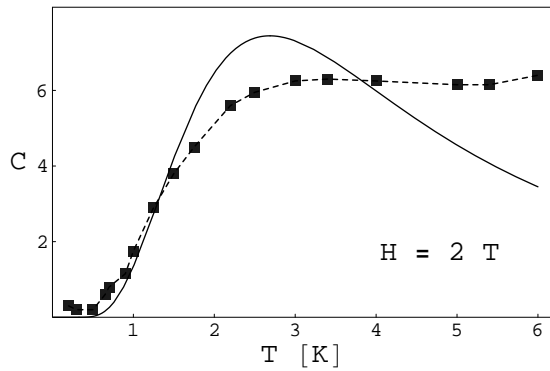


Fig. 6. Comparison of the Schottky-type model for the specific heat with experimental results in ref.8. The unit of C is $\text{J}/(\text{mol}\cdot\text{K})$.

adecapole order.

5. Possible origin of heavy mass in $\text{PrOs}_4\text{Sb}_{12}$

The specific heat of $\text{PrOs}_4\text{Sb}_{12}$ has a conspicuous anomaly of the Schottky type, which has been ascribed to the singlet-triplet CEF splitting. The superconducting transition occurs near the peak of this anomaly with a large jump ($\sim 1\text{J}/\text{mol}\cdot\text{K}$), which indicates a huge mass of the Cooper pair. If the superconductivity is destroyed by magnetic field, however, the heavy itinerant electrons seem to disappear at lower temperatures. Namely, the specific heat does not have the γT term with large γ . Figure 6 compares the specific heat of the singlet-triplet CEF model in magnetic field with experimental results.⁸⁾ The field of $H = 2\text{T}$ already masks the structure from the superconducting transition. It is seen that the discrepancy from the CEF model becomes larger for $T > 1.5\text{K}$, and the discrepancy above 4 K grows linearly with T , which gives the proportionality constant $\gamma \sim 0.9\text{J}/(\text{mol}\cdot\text{K}^2)$. In the low temperature end, on the other hand, the Schottky model gives reasonable account of the observed result. We therefore conclude that a fraction of the entropy above $\sim 1\text{K}$ is transferred to the temperature range higher than the maximum of $C(T)$. On the basis of observation above, we speculate that a quadrupole Kondo effect is active in this system where intra-triplet quadrupole excitations scatter conduction electrons. The mass enhancement from the intra-triplet excitation channel should naturally decrease if the thermal population of the triplet becomes small. On the other hand, the singlet-triplet quadrupole channel should saturate below the temperature corresponding to the CEF splitting. The lowest order effect of this latter channel has been discussed by Fulde and Jensen.²⁶⁾ Since the γT term disappears at low temperature in Fig.6, it seems that the intra-triplet channel is the dominant source of the heavy-fermion behavior. Microscopic study of $I_{\text{quad}}^{(\gamma)}$ in eq.(13) will shed further light on the validity of this hypothesis.

In contrast with the ordinary Kondo-type mechanism, the quadrupole scattering of conduction electrons with the a_u symmetry requires a coherence of Pr atoms of the order of 10 as shown by eq.(11). Hence it should be more sensitive to disorder such as La doping²⁷⁾ than the ordinary Kondo effect. It should be a difficult but interesting problem how the heavy

Cooper pairs survive or disappear in $\text{PrOs}_4\text{Sb}_{12}$ at very low temperature where thermal population of the triplet becomes negligible.

6. Summary and Outlook

In this paper we have proposed some ideas for understanding the intriguing properties of Pr skutterudites. The key to the understanding is the nature of the triplet CEF states and the singlet-triplet splitting which vary among $\text{PrFe}_4\text{P}_{12}$, $\text{PrRu}_4\text{P}_{12}$ and $\text{PrOs}_4\text{Sb}_{12}$. The difference of CEF states explains the presence of the strong Kondo effect in $\text{PrFe}_4\text{P}_{12}$, and the sharp CEF excitations observed in $\text{PrRu}_4\text{P}_{12}$ and $\text{PrOs}_4\text{Sb}_{12}$. Recently Sm skutterudites have also been actively investigated. In particular, $\text{SmOs}_4\text{Sb}_{12}$ has a large γT term in the specific heat, which is insensitive to magnetic field. We suspect that quadrupolar Kondo effect may be the origin of the heavy mass. In contrast with the case of $\text{PrOs}_4\text{Sb}_{12}$, the quadrupole active states are in the ground CEF level. These ideas can be corroborated only by microscopic calculation based on a realistic model. We plan to test the above ideas in the near future.

The authors thank O. Sakai, K. Iwasa and M. Kohgi for informative discussion. This work was supported partly by Grants-in-Aid for Scientific Research on Priority Area ‘‘Skutterudite’’, and for Scientific Research (B)15340105 of the Ministry of Education, Culture, Sports, Science and Technology, Japan.

- 1) Y. Aoki et al.: Phys. Rev. B **65** (2002) 064446.
- 2) A. Kiss and P. Fazekas: Phys. Rev. B **68** (2003) 174425.
- 3) L. Hao et al.: Acta Physica Polonica B **34** (2003) 1113.
- 4) M. Kohgi et al.: J. Phys. Soc. Jpn. **72** (2003) 1002.
- 5) J. Kikuchi, M. Takigawa, H. Sugawara, H. Sato: Physica B **359–361** (2005) 877.
- 6) E.A. Goremychkin, R. Osborn, E.D. Bauer et al: Phys. Rev. Lett. **93** (2004) 157003.
- 7) E. D. Bauer et al.: Phys. Rev. B **65** (2002) 100506(R).
- 8) Y. Aoki et al.: J. Phys. Soc. Jpn. **71** (2002) 2098.
- 9) H. Sato et al.: J. Phys.: Condens. Matter **15** (2003) S2063.
- 10) L. Hao et al.: Physica B 359-361 (2005) 871.
- 11) K. Takegahara, H. Harima, and A. Yanase: J. Phys. Soc. Jpn. **70** (2001) 1190.
- 12) H. Sugawara et al.: Phys. Rev. B **66** (2002) 220504(R).
- 13) H. Harima and K. Takegahara: J. Phys.: Condens. Matter **15** (2003) S2081.
- 14) J. Otsuki, H. Kusunose and Y. Kuramoto: J.Phys.Soc.Jpn. **74** (2005), 200.
- 15) A. Kiss and Y. Kuramoto: J. Phys. Soc. Jpn. **74** (2005) 2530.
- 16) Y.Kuramoto, J.Otsuki, A.Kiss and H.Kusunose: Prog.Theor.Phys. Suppl.160 (2005) in press.
- 17) T. Takimoto: submitted to J.Phys.Soc.Jpn (2005).
- 18) Y.Kuramoto, H.Kusunose and A. Kiss: to be published in Physica B (2006).
- 19) R. Shiina: J. Phys. Soc. Jpn. **73** (2004) 2257.
- 20) J. Otsuki, H. Kusunose and Y. Kuramoto: J.Phys.Soc.Jpn. **74** (2005), 2082.
- 21) Y. Kuramoto: Z. Phys. B **53** (1983) 37.
- 22) K. Iwasa et al.: Physica B **312-313** (2002) 834.
- 23) T. D. Matsuda et al.: J. Phys. Soc. Jpn. **71** (2002) Suppl. p.246.
- 24) H. Kusunose and Y. Kuramoto: J. Phys. Soc. Jpn. **74** (2005) 3139.
- 25) Y. Nakanishi et al.: Phys. Rev. B**63** (2001) 184429.
- 26) P. Fulde and J. Jensen: Phys. Rev. B **27** (1983) 4085.
- 27) R Rotundu, P Kumar and B Andraka: cond-mat/0402599.