

Quantum Monte Carlo Simulation of the High-Pressure Molecular-Atomic Transition in Fluid Hydrogen

Kris Delaney,¹ Carlo Pierleoni,² and D. M. Ceperley¹

¹Department of Physics, University of Illinois at Urbana-Champaign, Urbana, IL 61801, USA

²INFN-SOFT and Dipartimento di Fisica, Università dell'Aquila, I-67010 L'Aquila, Italy

(Dated: May 14, 2022)

A liquid-liquid phase transition in high-pressure hydrogen, a first-order transition between stable molecular and atomic fluid phases, has been predicted in computer simulations using *ab initio* molecular dynamics approaches. However, experiments indicate that the transition may actually be continuous rather than first-order. In this Letter we study the nature of molecular dissociation in fluid hydrogen using an alternative simulation technique in which electronic correlation is computed within quantum Monte Carlo, the so-called Coupled Electron Ion Monte Carlo (CEIMC) method. We find no evidence for a first-order liquid-liquid phase transition.

PACS numbers: 61.20.Ja, 62.50.+p, 64.70.Ja, 77.84.Bw

The behavior of hydrogen under a range of thermodynamic conditions is an important problem in theoretical physics, as well as in planetary science and high-pressure physics. Hydrogen exhibits a rich variety of properties including several molecular and non-molecular phases, [1] a fluid metal-insulator transition, [2] and possible fluid [3] and superconducting [4] phases at low temperature. There exists much uncertainty about the equilibrium properties of high-pressure phases, including the structure and relative stabilities of a number of solid phases, [5] the specific shape of the molecular-solid melting curve at high pressure and the reason for the density maximum, [3] and the conditions of molecular dissociation in the fluid.

Shock-wave experiments [2] have hinted that the metallization of hydrogen in the liquid state occurs in a continuous manner at temperatures above 3000 K. However, recent computer simulations [3, 6] using Car-Parrinello molecular dynamics (CPMD) with density functional theory within the local density approximation (DFT-LDA) and generalized gradient approximation (DFT-GGA) for describing atomic interactions have found that the transition from molecular to atomic fluid is likely to be a first-order phase transition, with an accompanying discontinuous metallization, at temperatures lower than 3000 K. These two apparently contradictory results could be reconciled by the first-order transition terminating in a critical point, a point at which the densities and characteristics of the molecular and atomic fluids are no longer distinguishable.

In this Letter, we present the results of a study of the nature of the molecular to atomic transition in hydrogen fluid employing a new quantum Monte Carlo (QMC) method, coupled electron-ion Monte Carlo (CEIMC). [7, 8] Other existing QMC approaches for studying thermodynamic properties include ground-state approaches, such as variational Monte Carlo (VMC) and diffusion quantum Monte Carlo (DMC), which have previously been used to study the molecular dissociation pressure in

solid phases at $T = 0$ K, [9, 10] and finite temperature restricted path integral Monte Carlo (RPIMC) simulations. The latter, also used to investigate the hydrogen liquid-liquid phase transition (LLPT) [11], indicates a continuous molecular dissociation at $T \approx 10000$ K, in agreement with experiments. [2] However, it becomes inefficient and inaccurate due to poor density matrix nodes at temperatures relevant to the first-order molecular-atomic fluid transition suggested by CPMD.

The CEIMC approach, in contrast with earlier QMC methods, involves simultaneous evolution of separate but coupled Monte Carlo simulations for the electronic and ionic subsystems, which may then be treated on different levels of approximation. A large gain in computational efficiency can be made for lower temperatures by employing the Born-Oppenheimer approximation (BO) and requiring that the electronic subsystem remain in its ground state ($T = 0$ K). The ionic system is treated at finite temperature either as a set of classical particles, or quantum mechanically using the imaginary-time path integral formalism. This decoupling is good provided the thermal excitation of electrons is a small effect, a fact that holds if $T \gg T_F$, where T_F is the Fermi temperature. For the densities of interest, those at which molecules dissociate in the fluid, $T_F > 200,000$ K. The quality of the BO approximation applied to high-pressure hydrogen fluid has been tested, and found to be good, by comparing CEIMC to accurate RPIMC calculations, which contain no such approximation, at temperatures of 5,000 and 10,000 K. [12]

For classical nuclei in the canonical ensemble, one can generate the configuration-space probability distribution by proposing a move from configuration S [3] to configuration S^0 with uniform probability and using the Metropolis acceptance probability

$$A = \min[1, \exp(-\beta(E(S^0) - E(S)))] \quad (1)$$

where β is the Boltzmann temperature, $(k_B T)^{-1}$, and $(E(S^0) - E(S))$ is the difference in BO energies of nuclear con-

gurations S and S^0 , computed with a zero temperature QMC method. The problem with such an approach is that the nuclear sampling is biased by the statistical noise in the estimate of $\langle A \rangle$ due to the non-linear nature of A . This problem is suppressed by using importance sampling, [7, 8] a correlated sampling technique, to reduce the noise in the energy difference, and the penalty method [14] to tolerate the remaining noise.

For electronic sampling, we use either VMC or reptation quantum Monte Carlo (RQMC). RQMC [15] is a projector method that does not suffer from the mixed-estimator bias of DMC and allows efficient calculations of energy differences. To ensure a fermionic state is attained within RQMC, we use the fixed-phase method [6] which results in a partial projection to an energy higher than that of the ground-state. We also employ twist-averaged boundary conditions (TABC) [17] in the electronic calculation to substantially reduce finite-size errors. Well-converged energies and correlation functions are achieved using, depending on the density, between 108 and 500 twist angles.

In the CEIMC approach, one is free to choose any trial wavefunction for the electronic ground-state. The only restriction is that the resultant VMC or RQMC computation does not become too expensive, given that the procedure must be applied repeatedly over many nuclear configurations. When studying the LLPT, we require a general wavefunction that is equally accurate for both molecular and non-molecular configurations. We therefore employ a fast band-structure calculation with an effective one-electron potential designed to produce accurate single-particle orbitals for a Slater-Jastrow type wavefunction. One such set of orbitals would be those computed within Kohn-Sham theory. However, a self-consistent Kohn-Sham procedure to generate the QMC trial wavefunction for each proton displacement would be too expensive for generating a large number of nuclear configuration-space samples. Consequently, we use a bare electron-proton potential for the effective single-particle potential. Further screening and correlation effects are introduced through construction of a Slater-Jastrow wavefunction as an approximation for the many-body ground-state, where the Jastrow factor is from the RPA pseudopotential, including the one-body term. [10] Such an approach is surprisingly good, as demonstrated by Figure 1 which shows VMC total energies for five different frozen nuclear configurations. The result is that such a trial function is comparable in quality to one using Kohn-Sham LDA orbitals in the Slater determinant while being faster to generate. It is also more transferable than both localized molecular orbitals [7] (which cannot be used for atomic systems) and analytic backflow [8] (which is highly accurate only for high-density metallic systems).

We investigate the LLPT by simulating the canonical ensemble for a variety of fixed densities, initially at

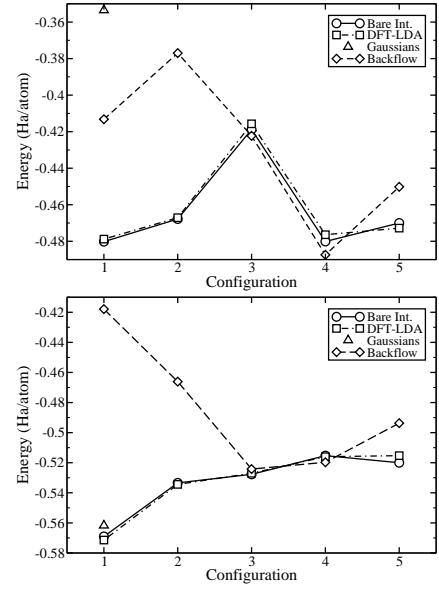


FIG. 1: VMC total energy for five different crystal configurations at two different densities (upper graph $V = 9.42 \text{ a.u./atom}$; lower $V = 33.51 \text{ a.u./atom}$) using a number of different Slater-Jastrow wavefunctions. Configuration 1 is molecular, 2/5 are non-molecular. Owing to the variational principle, a lower energy implies a better wavefunction. DFT-LDA and bare electron-proton bands (see text) provide the best and most transferable orbitals for the Slater determinant. Gaussian for configuration 1 refers to localized molecular orbitals.

$T = 2000 \text{ K}$. The pressure is computed using the virial theorem, an approach that is accurate with RQMC due to the lack of a mixed estimator bias. Using a classical Monte Carlo simulation with an empirical potential [8], the system is prepared either in a pure molecular or a purely atomic fluid initial configuration. During the subsequent CEIMC simulation the system evolves to its equilibrium state, that of the minimum Helmholtz free energy of the given Hamiltonian, subject to overcoming any free-energy barriers during the simulation. A typical simulation has 14000 ionic moves with a step size of 0.006 ± 0.016 Bohr to ensure fast exploration of configuration space. We collect statistics along the sequence of ionic states, particularly the proton-proton correlation functions which give insight into the presence of molecules. Figure 2 shows a set of proton-proton correlation functions for simulations at several densities prepared with either a molecular or atomic fluid as the initial state.

To visualize the pressure-driven behavior of the hydrogen fluid, we have extracted the molecular/atomic fraction by fitting the first two peaks of the pair correlation functions to the model

$$g(r) = g_m(r; f, g) + (1 - g)g_{at}(r; f, g); \quad (2)$$

where f, g are fitting parameters, g_m is a fitted Gaussian centered on 1.3 ± 1.5 Bohr, and g_{at} is a

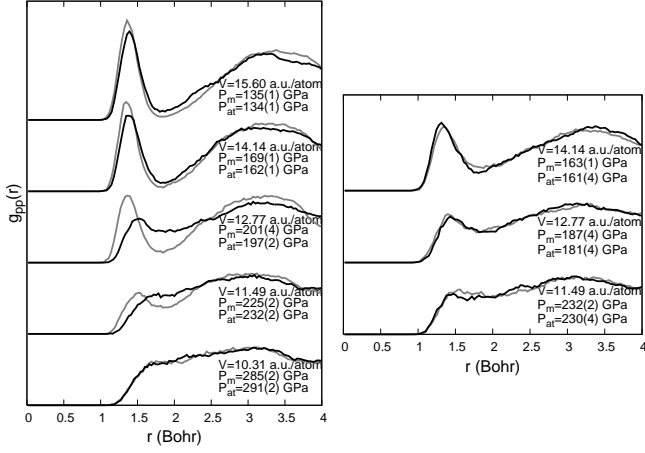


FIG. 2: Proton-proton correlation functions for CEIMC simulations in the canonical ensemble with 32 atoms at $T = 2000\text{K}$. The BO energies are computed with VMC (left pane) or RQMC (right pane) and the wavefunction is a Slater-Jastrow type with bare electron-proton bands (see text). Grey lines are simulations initially prepared with a molecular fluid and black with an atomic fluid. Hysteresis is evident. P_{at} and P_m are the computed pressures for simulations prepared with an atomic and a molecular fluid respectively. All correlation functions are plotted to the same scale.

pair-correlation function derived from a simple free-parameter pair potential, such that $g_{at}(r; f g) = \exp(-V_{pp}(r; f g))$, for representing the "atomic" part of the correlation function. Examples of V_{pp} include Lennard-Jones and Yukawa potentials. The quality of the fit is quite insensitive to the choice of the pair-potential and the molecular fraction varies by no more than 3% for different methods. The molecular order parameter, ϕ , which corresponds to the fraction of protons that are bound into a molecule, is plotted against pressure in Figure 3 for $T = 2000\text{K}$. We find that the CEIMC simulations using VMC energy differences yield an irreversible transition with hysteresis. The presence of hysteresis implies a free-energy barrier that is difficult to overcome during the simulations and the system remains in a metastable state. The hysteresis is a manifestation of finite-size effects (in space or time) and would not appear in the thermodynamic limit. The large width of the hysteresis loop is indicative of a transition that is weakly first-order. We therefore expect that $T = 2000\text{K}$ is close to the VMC critical point.

In contrast, the much more accurate RQMC simulations yield a reversible and continuous molecular dissociation upon increasing pressure. Both molecular and atomic states are mechanically unstable in the range of densities simulated, and the system quickly evolves, with no discernible free-energy barrier, to a stable part-molecular, part-atomic state. This behavior implies the lack of an underlying first-order transition, a behavior which would not change as the thermodynamic limit is

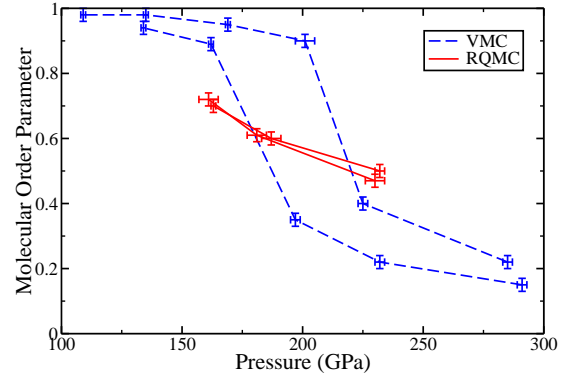


FIG. 3: Molecular order parameter (Eq. 2) evaluated for simulation results from Fig. 2. Two curves are obtained for each method from different initial conditions (see text). VMC (dashed lines) simulations indicate an irreversible, weakly first-order phase transition for molecular dissociation in the fluid with increasing/decreasing pressure. This picture is compatible with conclusions from CPMD DFT-LDA. Accurate RQMC (solid lines) simulations predict a reversible and continuous transition.

approached. The likely reasons for the change in character of the transition is that the BO energy surface of the assumed Slater-Jastrow trial function is inaccurate for configurations during which bonds are breaking. These deficiencies are mostly corrected by the imaginary-time projection, in which we use 95 time-slices with a step of $0.005\text{H}\text{a}^{-1}$.

We have assessed the finite-size errors in the cell volume by repeating a selection of simulations with 54 atoms. The proton-proton correlation functions in Figure 4 show the comparison between 32- and 54-atom simulations for VMC and RQMC. For VMC, finite-size errors are clearly large, consistent with the presence of a free-energy barrier. For RQMC, errors are small, indicative of a continuous transition.

Finally, we have tested the nature of molecular dissociation at a lower temperature: $T = 1500\text{K}$. Figure 5 shows pair-correlation functions. Hysteresis is again evident for VMC simulations, although over a shorter pressure-range, indicating a larger free-energy barrier. RQMC simulations again demonstrate a reversible and continuous transition, mirroring the behavior at $T = 2000\text{K}$.

In conclusion, this study demonstrates that the CEIMC approach with a fast and accurate trial wavefunction can be used to determine the nature of the molecular to atomic pressure-driven transition in hydrogen for temperatures on the order of 1000K . We find that the improvements in interatomic interactions obtained when using RQMC to simulate the electronic subsystem lead to a transition of a fundamentally different nature to that predicted when using VMC. Our most accurate simulations, those employing RQMC, provide no evidence for a first-order LLPT at either $T = 1500\text{K}$ or $T = 2000\text{K}$, a behavior that is in contrast to the

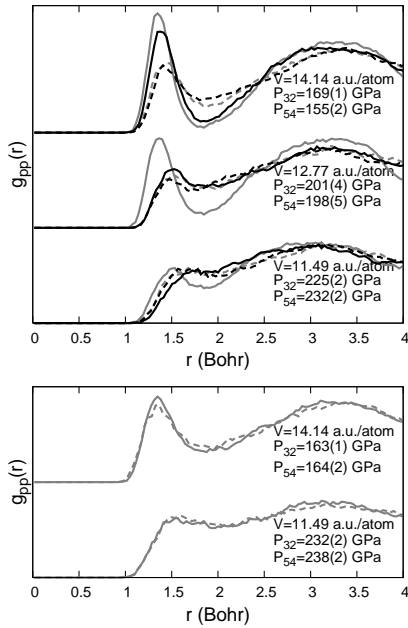


FIG. 4: Demonstration of finite-size errors in VMC pair-correlation functions (upper pane). Solid lines are 32-atom simulations, dashed are 54 atoms. Grey lines are simulations started from a molecular fluid and black are from an atomic fluid. Quoted pressures are for simulations started from a molecular fluid only. RQMC (lower pane) simulations show small finite-size errors.

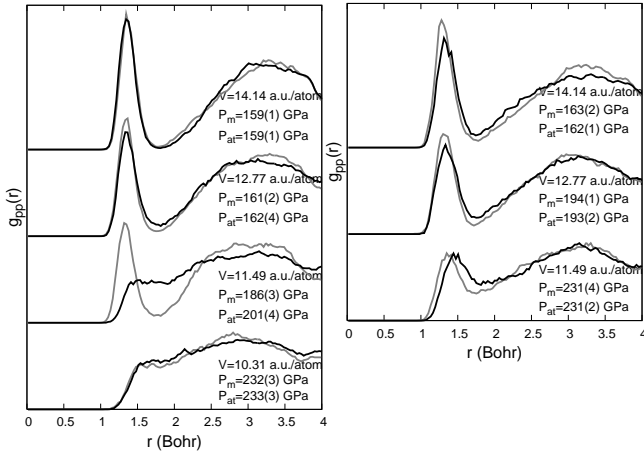


FIG. 5: Proton-proton correlation functions for simulations at $T = 1500\text{K}$. Black lines are simulations prepared with an atomic fluid, grey are prepared with a molecular fluid. The simulations again demonstrate an irreversible transition with hysteresis for VMC. Left pane: VMC; Right pane: RQMC.

first-order LLPT found with CPMD using DFT-LDA and DFT-GGA. Further, we have demonstrated the lack of large finite-size errors in correlation functions from RQMC and conclude that this provides more evidence for a continuous transition. Path integral calculations are in progress for studying the effect of nuclear quan-

tum statistics on the LLPT. We anticipate that nuclear quantum effects in the RQMC simulations will destabilize molecules at a lower pressure with the transition remaining continuous.

This material is based upon work supported by the NSF under Award Numbers DMR-04-04853 and DMR-03-25939 ITR, and by MUR-COFIN2003. The calculations were performed at the National Center for Supercomputer Applications at the University of Illinois at Urbana-Champaign and at CINECA (Italy). We thank S. Chiesa and D. Quigley for fruitful discussions.

-
- [1] H.-k. Mao and R. J. Hemley, *Rev. Mod. Phys.* 66, 671 (1994).
 - [2] S. T. Weir, A. C. Mitchell and W. J. Nellis, *Phys. Rev. Lett.* 76, 1860 (1996).
 - [3] S. A. Bonev, E. Schwegler, T. Ogitsu and G. Galli, *Nature* 431, 669 (2004).
 - [4] E. Babaev, A. Sudbø and N. W. Ashcroft, *Nature* 431, 666 (2004).
 - [5] D. Hohl, V. Natoli, D. M. Ceperley and R. M. Martin, *Phys. Rev. Lett.* 71, 541 (1993); V. Natoli, R. M. Martin and D. M. Ceperley, *Phys. Rev. Lett.* 74, 1601 (1995); K. A. Johnson and N. W. Ashcroft, *Nature* 403, 632 (2000).
 - [6] S. Scandolo, *PNAS* 100, 3051 (2003).
 - [7] M. Dewing and D. M. Ceperley, in *Recent Advances in quantum Monte Carlo Methods, II*, edited by S. Rothstein (World Scientific, Singapore, 2003).
 - [8] D. M. Ceperley, M. Dewing and C. Pierleoni, *Bridging Time Scales*, edited by P. N. Plesha et al., *Lecture Notes in Physics* Vol. 605 (Springer-Verlag, Berlin, 2003); C. Pierleoni and D. M. Ceperley, to appear in *Lecture Notes in Physics* (2006), [arXiv:physics/0510254](http://arxiv.org/physics/0510254).
 - [9] D. M. Ceperley and B. J. Alder, *Phys. Rev. B* 36, 2092 (1987).
 - [10] D. M. Ceperley and B. J. Alder, *Physica* 108B, 875 (1981).
 - [11] B. Militzer and D. M. Ceperley, *Phys. Rev. E* 63, 66404 (2001). W. R. Magro, D. M. Ceperley, C. Pierleoni and B. Bemu, *Phys. Rev. Lett.* 76, 1240 (1996).
 - [12] C. Pierleoni, D. M. Ceperley and M. Holzmann, *Phys. Rev. Lett.* 93, 146402 (2004).
 - [13] This is the collection of all nuclear coordinates in the simulation, $S = \{R_i\}$, where R_i is the position of the i^{th} nucleus.
 - [14] D. M. Ceperley and M. Dewing, *J. Chem. Phys.* 110, 9812 (1999).
 - [15] S. Baroni and S. Moroni, *Phys. Rev. Lett.* 82, 4745 (1999).
 - [16] G. Ortiz, D. M. Ceperley and R. M. Martin, *Phys. Rev. Lett.* 71, 2777 (1993).
 - [17] C. Lin, F. H. Zong and D. M. Ceperley, *Phys. Rev. E* 64, 016702 (2001).
 - [18] M. Holzmann, D. M. Ceperley, C. Pierleoni and K. Esker, *Phys. Rev. E* 68, 046707 (2003).