

## Restoration of Isotropy in the Ising Model on the Sierpinski Gasket

Naoto Yamajima<sup>1</sup>

Graduate School of Human and Environmental Studies, Kyoto University, Kyoto 606-8501, Japan

## Abstract

We study the ferromagnetic Ising model on the Sierpinski gasket (SG), where the spin-spin interactions depends on the direction. Using the renormalization group method, we show that the ratios of the correlation lengths restore the isotropy of the lattice as the temperature approaches zero. This restoration is either partial or perfect, depending on the interactions. In case of partial restoration, we also evaluate the leading-order singular behavior of the correlation lengths.

## 1 Introduction

Restoration of microscopic isotropy in fractals with microscopic anisotropy is observed in various physical systems, including percolation [1], diffusion and random walks [2, 3], resistor networks [4], and Gaussian field theories [5]. Such phenomena are unique in the sense that they are absent in uniform media, while they are universal in the sense that they are observed in a wide class of fractals.

The isotropic spin 1/2 Ising model on the Sierpinski gasket (SG) is known to have no phase transitions at finite temperature. But the correlation length exhibits a drastic divergence as the temperature approaches zero [7, 8]. It would be quite interesting to determine whether the anisotropic version of the model exhibits isotropy restoration.

Indeed, Brody and Ritz [9], and later Bhattacharyya and Chakrabarti [10] studied this problem in a partially anisotropic Ising model (which is obtained by setting  $J_2 = J_3$  or  $J_1 = J_2$  in our model) on the SG. Interestingly, they reached opposite conclusions: Ref. [9] concluded that there is a complete restoration, while Ref. [10] concluded that restoration is impossible.

In the present paper, we carefully examine this (controversial) problem of isotropy restoration in the Ising model on the SG. We study a general anisotropic model in which spin-spin interactions take three different values, according to the directions of the bonds.

In order to test for the possible restoration of isotropy, we define the correlation length for each of the three directions of the lattice. When the temperature is sufficiently high, the ratios among the three correlation lengths are almost the same as those of the interactions. We conclude that the behavior of the correlation lengths respects the anisotropy of the system.

---

<sup>1</sup> present address: JAMCO cooperation, 1-100 Takamatsu-cho, Tachikawa-shi, Tokyo 190-0011, Japan.

A nontrivial question is whether the isotropy is restored when the temperature approaches zero and the correlation lengths diverge. We have examined the behavior of the correlation lengths using the renormalization group, and found that the isotropy is indeed restored. However, we also found that, depending on the interactions, the restoration can be either perfect or partial. When perfect restoration takes place, all the ratios among the correlation lengths approach unity as the temperature approaches zero. When a partial restoration takes place, on the other hand, the ratio of the two correlation lengths approaches unity, and the other correlation length becomes infinitely larger, as the temperature approaches zero.

It should be stressed that our result agrees with neither the conclusion of Ref. [9] nor that of Ref. [10]. We have shown that the actual phenomena are much richer than those predicted in Refs. [9] or [10]. We do, however, understand why such different conclusions have been reached. As we discuss in Section 3.5, both Refs. [9] and [10] essentially rely on simple approximate forms of the RG equation. But, as will be clear from the careful study presented here, the RG flow in this problem cannot be reduced to a single approximate map; one needs to use different forms in different regions of the parameter space. We thus believe that our analysis, which is clearly more elaborate and careful than the previous two, resolves the controversy and reveals the true behavior of the model.

We also stress that no distinction between perfect and partial restoration of isotropy, as we have found in the present model, has been observed in other models [1, 2, 3, 4, 5] in which only perfect restoration was found. We still do not know why partial restoration is found only in the Ising model.

Let us stress that the restoration of isotropy is a phenomenon peculiar to physical systems on fractals. In the Ising model on regular lattices, it is believed that the ratios of the correlation lengths respect the anisotropy of the underlying interactions, no matter how large the correlation lengths are.

## 2 Model and main results

Here we define the model and state our main results.

We construct the SG following the standard procedure (see Fig. 1). We consider an equilateral triangle formed by bonds of unit length, and call this the first generation SG. We then put three of these triangles together to construct the second generation SG, which is identical to the original triangle with all sides doubled in length. In the next step, we put three second generation SGs together and form the third generation SG. By continuing this procedure recursively, we construct the  $n$ -th generation SG.

We define an Ising model on the  $n$ -th generation SG by associating with each site an Ising spin. The Hamiltonian of this system is

$$H_n = \sum ( \sigma_{00} \sigma_{10} + \sigma_{10} \sigma_{20} + \sigma_{01} \sigma_{11} + \dots )$$

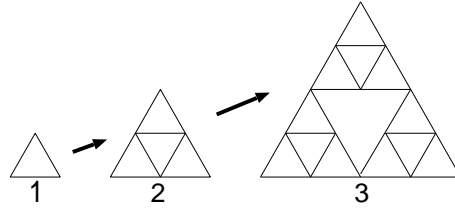


Figure 1: The first three generations of the Sierpinski gasket.

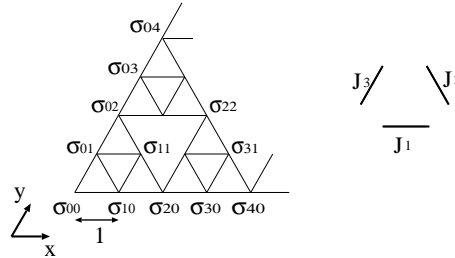


Figure 2: Ising model on the Sierpinski gasket. The spins are labeled according to the oblique coordinates.

$$\begin{aligned} \mathcal{H} &= \sum_{\langle ij \rangle} (J_1 \sigma_i \sigma_j + J_2 \sigma_i \sigma_j + J_3 \sigma_i \sigma_j) \end{aligned} \quad (1)$$

where the sums are taken over all the pairs of neighboring spins. We label each spin variable according to the oblique coordinates, as in Fig. 2. The positive constants  $J_1$ ,  $J_2$  and  $J_3$  denote the exchange interactions in the three directions.

The thermal expectation value of any function  $A$  at temperature  $T$  is given by

$$\langle A \rangle_T = \frac{\text{Tr} A e^{-\mathcal{H}_T}}{\text{Tr} e^{-\mathcal{H}_T}}; \quad (2)$$

where  $\text{Tr}$  is a shorthand for the sum over all the spins  $\sigma_{ij} = \pm 1$ , and  $\beta = 1/k_B T$  is the inverse temperature.

We define the correlation length in the horizontal direction  $\xi_1(T)$  by

$$\xi_1(T) = \lim_{n \rightarrow \infty} \frac{2^n}{\ln \langle \sigma_{00} \sigma_{2^n 0} \rangle_T^{(n+1)}}; \quad (3)$$

Similarly, we define the correlation lengths  $\xi_2(T)$  and  $\xi_3(T)$  for the other two directions as in Fig. 3.

Our definition (3) of the correlation length is motivated by the observation that the correlation between spins at two ends of the lattice should behave as  $\langle \sigma_{00} \sigma_{2^n 0} \rangle_T^{(n+1)}$

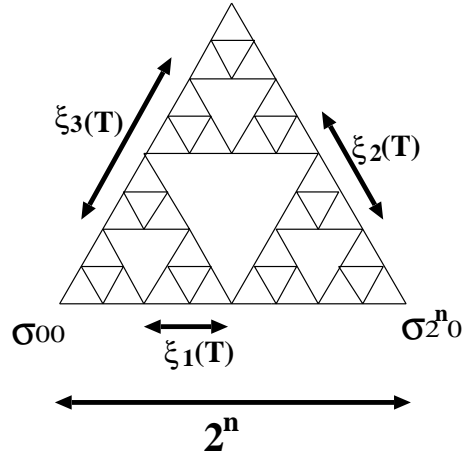


Figure 3:  $\xi_1(T)$ ,  $\xi_2(T)$  and  $\xi_3(T)$  are the correlation lengths in the three directions.

$\exp[-2^{\xi_1(T)}]$ . This is apparently different from the usual definition, motivated by the observation that  $\langle \sigma_x \sigma_y \rangle_T \sim \exp[-|x - y|^\xi]$  for any sites  $x, y$ . For the Ising model on a regular lattice, however, the two definitions are known to give the same correlation length (at least in the high-temperature region). Here we conjecture equivalence, and therefore employ the simpler definition, (3).

We can now state our main results. We choose the interactions  $J_1, J_2$  and  $J_3$  so as to satisfy  $0 < J_1 \leq J_2 \leq J_3$ . When the temperature approaches zero (which is the critical point of the model), the correlation lengths diverge. For the ratios of the correlation lengths, we show that as  $T \rightarrow 0$  we have

$$\frac{\xi_2(T)}{\xi_1(T)} \rightarrow 1; \quad \frac{\xi_3(T)}{\xi_1(T)} \rightarrow 1 \tag{4}$$

if

$$\frac{J_3}{J_1} \geq \frac{2J_2}{J_1} + 1; \tag{5}$$

which corresponds to the shaded region 1 in Fig. 4, and

$$\frac{\xi_2(T)}{\xi_1(T)} \rightarrow 1; \quad \frac{\xi_3(T)}{\xi_1(T)} \rightarrow 1 \tag{6}$$

if

$$\frac{J_3}{J_2} < \frac{2J_2}{J_1} + 1; \tag{7}$$

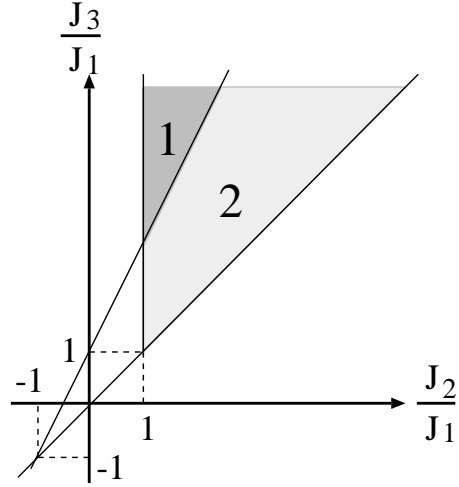


Figure 4: The region 1 is where  $J_3=J_1$  and  $J_2=J_1 + 1$ , and region 2 is where  $J_3=J_1 < 2J_2=J_1 + 1$ . We have partial and complete restoration of anisotropy in these two regions, respectively.

which corresponds to the shaded region 2 in Fig. 4. These correspond to the partial and perfect restoration of isotropy discussed in the introduction.

Moreover, when the interactions satisfy (5), and we have a partial isotropy restoration (4), we can show that the leading-order singular behavior of the correlation lengths is given by

$$\xi_1(T) \sim \xi_2(T) \sim \exp^h (\ln 2) e^{2(J_1 + J_2) = (k_B T)^i}; \quad (8)$$

$$\xi_3(T) \sim \exp^h (\ln 2) e^{2(J_1 + J_2) = (k_B T)^i} \exp^{\frac{2(J_3 - J_1 - 2J_2)}{k_B T}}; \quad (9)$$

as  $T \rightarrow 0$ . We see that the correlation lengths diverge as a double exponential of  $1/(k_B T)$ , while the ratio  $\xi_3(T)/\xi_1(T)$  diverges as a single exponential of  $1/(k_B T)$ . (The double exponential behavior is peculiar to the Ising model on the SG, and it was previously found in the isotropic model with  $J_1 = J_2 = J_3$ . See Ref. [8].)

In the next section, we derive these results using the exact renormalization group method.

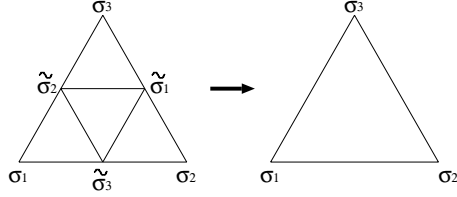


Figure 5: Thanks to the special geometry of the SG, the renormalization group map can be obtained if we consider a decimation procedure for the second generation SG.

### 3 Derivation

#### 3.1 Renormalization group transformation

It is well known that various models on the SG can be treated using the exact renormalization group transformation (usually called "decimation"), in which one sums up parts of the degrees of freedom.

Let  $H_n$  be the Hamiltonian of the form (1) on the  $n$ -th generation SG, and let  $A[(x_y)]$  be an arbitrary function of  $x_y$  with both  $x$  and  $y$  even. We denote by  $\text{Tr}^0$  the sum over  $x_y = \pm 1$  for all the sites  $xy$  with both  $x$  and  $y$  even. Let  $\text{Tr}^{\text{odd}}$  denote the sum over  $x_y = \pm 1$  for the rest of the sites. Then from (2), we find that

$$\ln A_{\text{Tr}}^{(n)} = \frac{\text{Tr} A e^{H_n}}{\text{Tr} e^{H_n}} = \frac{\text{Tr}^0 A \text{Tr}^{\text{odd}} e^{H_n}}{\text{Tr}^0 \text{Tr}^{\text{odd}} e^{H_n}} = \frac{\text{Tr}^0 A e^{H_n^0}}{\text{Tr}^0 e^{H_n^0}}; \quad (10)$$

where we have set  $H_n^0 = H_n$  and defined  $H_n^0$  by  $\exp H_n^0 = \text{Tr}^{\text{odd}} \exp H_n$ . Note that the final expression can be regarded as the thermal expectation value in the Ising model on the  $(n-1)$ -th generation SG with the Hamiltonian  $H_n^0$ .

Because of the special geometry of the SG, the interactions in the new Hamiltonian (as functions of the interactions in  $H_n^0$ ) are independent of the generation  $n$ . Therefore, it suffices to consider the case with  $n = 2$ .

Let  $H$  be a Hamiltonian on the second generation SG, and write it as

$$\begin{aligned} H = H &= K_1 (\tilde{\sigma}_1 \tilde{\sigma}_2 + \tilde{\sigma}_2 \tilde{\sigma}_3 + \tilde{\sigma}_3 \tilde{\sigma}_1) \\ &+ K_2 (\tilde{\sigma}_1 \sigma_2 + \tilde{\sigma}_2 \sigma_3 + \tilde{\sigma}_3 \sigma_1) \\ &+ K_3 (\sigma_1 \tilde{\sigma}_2 + \sigma_2 \tilde{\sigma}_3 + \sigma_3 \tilde{\sigma}_1); \end{aligned} \quad (11)$$

where  $K_i = J_i$ ;  $i = 1, 2, 3$  (see Fig. 5). (Below, we use  $K_i$  instead of  $J_i$ .) Because we have  $K_i / T = T \neq 0$  implies  $K_i \neq 0$ . The renormalized parameters  $K_1^0, K_2^0$  and  $K_3^0$  are determined from

$$\begin{aligned} \sum_{\tilde{\sigma}_1 = \pm 1} \sum_{\tilde{\sigma}_2 = \pm 1} \sum_{\tilde{\sigma}_3 = \pm 1} e^{-H} &= e^{-H^0} \end{aligned} \quad (12)$$

and

$$H^0 = K_1^0 \quad K_2^0 \quad K_3^0 : \quad (13)$$

An explicit calculation shows that

$$K_1^0 = \frac{1}{4} \ln \frac{B \cosh(2K_1)}{A \cosh(2K_2) \cosh(2K_3)} ; \quad (14)$$

$$K_2^0 = \frac{1}{4} \ln \frac{B \cosh(2K_2)}{A \cosh(2K_3) \cosh(2K_1)} ; \quad (15)$$

$$K_3^0 = \frac{1}{4} \ln \frac{B \cosh(2K_3)}{A \cosh(2K_1) \cosh(2K_2)} ; \quad (16)$$

where

$$A = \exp(K_1 + K_2 + K_3) + \sum_{i=1}^3 \exp(2K_i - K_1 - K_2 - K_3); \quad (17)$$

and

$$B = \exp(K_1 + K_2 + K_3) \cosh[2(K_1 + K_2 + K_3)] + \sum_{i=1}^3 \exp(2K_i - K_1 - K_2 - K_3) \cosh[2(K_1 + K_2 + K_3 - 2K_i)]; \quad (18)$$

We set  $K_i(0) = J_i$  for  $i = 1; 2; 3$ . We apply the renormalization group (RG) map given by Eqs. (14)-(16) to the initial conditions  $K_1(0)$ ,  $K_2(0)$  and  $K_3(0)$  repeatedly. We denote the results of  $n$  applications of the RG map by  $K_1(n)$ ,  $K_2(n)$  and  $K_3(n)$ .

### 3.2 Correlation lengths

Here we derive a general expression for the correlation lengths using the RG method. Let  $H_n$  be the Hamiltonian of the form (1) on the  $n$ -th generation SG. Then, using Eq. (10)  $n$  times, we find

$$h_{00} \quad 2^n \quad i_T^{(n+1)} = h_{00} \quad 10 \quad i_{H_1}^{(1)} ; \quad (19)$$

where the right-hand side represents the expectation value in the model on the first generation SG, and

$$H_1^0 = K_1(n) \quad K_2(n) \quad K_3(n) : \quad (20)$$

By explicitly calculating the right-hand side of Eq. (19), we find

$$h_{00} \quad 10 \quad i_{H_1}^{(1)} = \frac{e^{K_1(n)} \cosh(K_2(n) + K_3(n)) - e^{K_1(n)} \cosh(K_2(n) - K_3(n))}{e^{K_1(n)} \cosh(K_2(n) + K_3(n)) + e^{K_1(n)} \cosh(K_2(n) - K_3(n))} ; \quad (21)$$

To evaluate the correlation lengths, we let  $n_0$  be a sufficiently large number such that  $K_i(n) \ll 1$  holds for all  $n \geq n_0$ . Then, for  $n \geq n_0$ , the RG map given by Eqs. (14)-(16) is approximated by

$$K_i(n+1) \approx K_i(n)^2; \quad (22)$$

whose solution is

$$K_i(n) \approx K_i(n_0)^{2^{n-n_0}}; \quad (23)$$

for  $i=1;2;3$ .

When quantities  $K_i(n)$  are all sufficiently small, the right-hand side of Eq. (21) is approximated by  $K_1(n)$ . Then, from the definition (3), we immediately get

$$\tau_1(T) \approx \frac{2^{n_0}}{\ln K_1(n_0)}; \quad (24)$$

Exactly the same analysis is used for the other directions, and we get

$$\tau_i(T) \approx \frac{2^{n_0}}{\ln K_i(n_0)} \quad (25)$$

for  $i=1;2$  and  $3$ .

### 3.3 Behavior of the correlation length in the isotropic case

Before dealing with the problem of isotropy restoration, we briefly examine the singular behavior of the correlation length in the isotropic model with  $J_1 = J_2 = J_3$ . (Because  $K_i(n)$  are identical for  $i=1;2;3$ ; we drop the subscript  $i$  hereafter.) Since we have the expression (3), it suffices to evaluate  $n_0$ .

As we are interested in the  $T \rightarrow 0$  limit, we assume  $eK(0) \ll 1$  and note that the quantities in Eqs. (14)-(16) are approximated as

$$K(n+1) \approx K(n) \exp(-4K(n)) \quad (26)$$

if  $K(n) \ll 1$  holds. This difference relation is approximated accurately by the differential equation

$$\frac{d}{dn} K(n) = -4K(n); \quad (27)$$

whose solution is

$$K(n) = \frac{1}{4} \ln e^{4K(0)} - 4n; \quad (28)$$

To check the accuracy of the approximation we compare in Fig. 6 the RG flow obtained by numerically solving Eqs. (14)-(16) with the solution (28). We find that the approximation



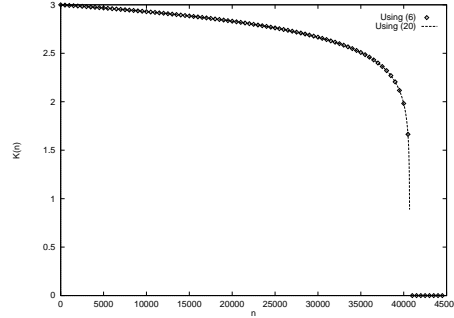


Figure 6: Each diamond denotes 500 points of the renormalization flow, while the curve is the approximate RG flow of Eq. (28).

(28) is quite accurate as long as  $K(n) > 1$ . Furthermore, we observe that  $K(n)$  immediately enters the region  $K(n) < 1$  when the condition  $K(n) > 1$  is violated. Based on the second observation, we assume that the behavior of the RG flow in the regions  $K(n) > 1$  and  $K(n) < 1$  can be connected almost smoothly.

To determine  $n_0$ , we set  $K(n_0) = K_0$ , where  $K_0 > 1$  is an arbitrary constant that we shall fix. Then, from Eq. (28), we get

$$n_0 = \frac{1}{4} \ln \left( \frac{e^{4K(n_0)} - e^{4K_0}}{e^{4K_0} - 1} \right) \quad (29)$$

By substituting this expression into Eq. (25), we finally get

$$T \sim \frac{2^{\frac{1}{4}} (e^{4K(n_0)} - e^{4K_0})}{\ln K_0} \exp \left[ -\frac{h}{\text{const}} \frac{1}{e^{4K(n_0)}} \right] = \exp \left[ -C \frac{h}{e^{4J=(k_B T)^{-1}}} \right] \quad (30)$$

in agreement with Ref. [8]. Here,  $C$  is a constant (which cannot be determined precisely from the present crude analysis).

### 3.4 Partial and perfect restoration of isotropy

We now treat the general case with  $K_1(0) = K_2(0) = K_3(0)$ . We concentrate on the region in which  $K_i(n) < 1$ . The RG flow in this region essentially determines the low temperature behavior of the system. Here, the RG map (14) is approximated by

$$K_1(n+1) \sim K_1(n) \frac{1}{4} \left[ e^{2(K_1(n)+K_2(n))} + e^{2(K_2(n)+K_3(n))} + e^{2(K_3(n)+K_1(n))} + e^{4K_1(n)} + e^{4K_2(n)} + e^{4K_3(n)} \right] \quad (31)$$

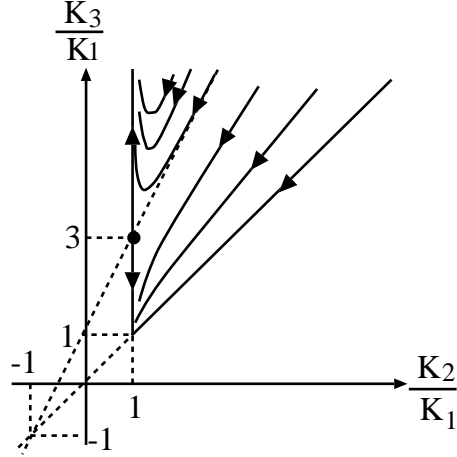


Figure 7: The RG flow in the two-dimensional space  $(K_2^{(n)}=K_1^{(n)}; K_3^{(n)}=K_1^{(n)})$  obtained from (31). There are three fixed points,  $(K_2^{(n)}=K_1^{(n)}; K_3^{(n)}=K_1^{(n)}) = (1;1)$ ,  $(1;3)$  and  $(3;1)$ .

We get similar equations for  $K_2$  and  $K_3$  from Eqs. (15) and (16), respectively. (They are obtained by cyclic permutations of the indices 1, 2 and 3.)

Let us first focus on the behavior of the RG flow on the line  $K_2(n)=K_1(n)=1$  and further assume that  $K_3(n) > K_1(n) = 1$ . Then the RG map (31) is approximated by

$$\frac{K_3(n+1)}{K_1(n+1)} = \frac{K_3(n)}{K_1(n)} e^{-4K_1(n)} \approx \frac{K_3(n)}{K_1(n)} - 3 : \quad (32)$$

This implies that in the two-dimensional space, the point  $(K_2(n)=K_1(n); K_3(n)=K_1(n)) = (1;3)$  is a fixed point. Moreover, we find that there are RG flows which emerge from the fixed point, as depicted in Fig. 7.

Next we consider the case with  $K_2(n)=K_1(n) > 1$ , which is the region 1 in Fig. 4. From Eq. (31) we find that  $K_2(n+1)=K_1(n+1) > K_2(n)=K_1(n)$  and the RG map (31) is approximated by

$$\frac{K_3(n)}{K_1(n) + 1} = \frac{K_2(n)}{K_1(n) + 1} e^{-1} \approx \frac{K_3(n+1)}{K_1(n+1) + 1} = \frac{K_2(n+1)}{K_1(n+1) + 1} e^{-1} : \quad (33)$$

It is hypothesized that the RG flow in the case with  $K_2(n)=K_1(n) > 1$  is like that depicted in Fig. 7. In the case with  $K_3(n)=K_1(n) < 2K_2(n)=K_1(n) + 1$ , the RG flow goes to the fixed point  $(K_2(n)=K_1(n); K_3(n)=K_1(n)) = (1;1)$ , and in the case with  $K_3(n)=K_1(n) > 2K_2(n)=K_1(n) + 1$ , the RG flow goes to the fixed point  $(K_2(n)=K_1(n); K_3(n)=K_1(n)) = (1;3)$ . We complete this picture in each case in what follows.

### 3.4.1 Partial restoration of isotropy

Now we treat the case with  $K_3(n) = K_1(n) - 1$  ( $2K_2(n) = K_1(n) + 1$ ). We separately consider three different regimes of  $n$ . Let us define  $n_1$  by the relations  $K_1(n_1) = K_2(n_1) = 1; K_3(n_1) = 1$ . (Below we confirm that such an  $n_1$  exists.) Then Eq. (31) transforms into

$$\frac{dK_1(n)}{dn} = \frac{1}{4} e^{-2(K_1(n)+K_2(n))} (e^{4K_1(n)} + e^{4K_2(n)}); \quad (34)$$

$$\frac{dK_2(n)}{dn} = \frac{1}{4} e^{-2(K_1(n)+K_2(n))} + e^{4K_1(n)} - e^{4K_2(n)}; \quad (35)$$

$$\frac{dK_3(n)}{dn} = \frac{1}{4} e^{-2(K_1(n)+K_2(n))} + e^{4K_1(n)} + e^{4K_2(n)}; \quad (36)$$

where we have used the relation  $K_3(n) = K_1(n) - 1$ . These equations can be solved analytically. Letting  $L_1(n) = e^{-2(K_1(n)+K_2(n))}$ ;  $L_2(n) = e^{2(K_2(n)+K_3(n))}$  and  $L_3(n) = e^{2(K_3(n)+K_1(n))}$ , the equations (34), (35) and (36) become

$$\frac{dL_1(n)}{dn} = -L_1(n)^2; \quad (37)$$

$$\frac{dL_2(n)}{dn} = L_1(n)(L_2(n) + L_3(n)) \quad (38)$$

and

$$\frac{dL_3(n)}{dn} = L_1(n)(L_2(n) + L_3(n)); \quad (39)$$

respectively. Then, from Eq. (37), we have

$$L_1(n) = \frac{L_1(0)}{1 + L_1(0)n}; \quad (40)$$

Next, we define  $L_+(n) = L_2(n) + L_3(n)$ , and we have

$$\frac{dL_+(n)}{dn} = 2L_1(n)L_+(n) = \frac{2L_1(0)}{1 + L_1(0)n}L_+(n); \quad (41)$$

Solving this differential equation, we get

$$L_+(n) = \frac{L_2(0) + L_3(0)}{(1 + L_1(0)n)^2}; \quad (42)$$

We can obtain  $L_-(n)$  similarly, using

$$\frac{dL_-(n)}{dn} = 0; \quad (43)$$

from which we have

$$L_1(n) \cdot L_1(0) = L_2(0) \cdot L_3(0); \quad (44)$$

From Eqs. (42) and (44), we find

$$L_2(n) = \frac{L_2(0) + L_3(0)}{2} \cdot \frac{L_1(n)}{L_1(0)n^2}; \quad (45)$$

$$L_3(n) = \frac{L_2(0) + L_3(0)}{2} \cdot \frac{L_1(n)}{L_1(0)n^2}; \quad (46)$$

Therefore  $K_1(n)$ ,  $K_2(n)$  and  $K_3(n)$  are naturally expressed as

$$K_1(n) = \frac{1}{4} \ln \frac{L_2(n)}{L_1(n)L_3(n)}; \quad (47)$$

$$K_2(n) = \frac{1}{4} \ln \frac{L_3(n)}{L_1(n)L_2(n)}; \quad (48)$$

$$K_3(n) = \frac{1}{4} \ln \frac{L_1(n)}{L_2(n)L_3(n)}; \quad (49)$$

From Eq. (47), we see that  $n_1$  can be taken as

$$n_1 = e^{2(L_1(0) + L_2(0))}; \quad (50)$$

We can confirm that  $K_1(n_1) = K_2(n_1) = 1$  by substituting  $n_1$  into Eqs. (47) and (48).

In Fig. 8, we compare the approximate RG flows (47)-(49) with numerical data. The agreement is again quite satisfactory.

Next we consider the regime in which  $n_2 > n > n_1$ , in the case that  $n_2$  is such that  $K_1(n_2) = 1$ ,  $K_2(n_2) = 1$  and  $K_3(n_2) = 1$ . In this regime Eqs. (14), (15) and (16) are approximated as

$$K_1(n+1) = 4K_1(n); \quad (51)$$

$$K_2(n+1) = 4K_2(n); \quad (52)$$

$$K_3(n+1) = K_3(n) \cdot \frac{1}{2} \ln 2; \quad (53)$$

The relations (51), (52) and (53) are solved as

$$K_1(n) = (2^{n-n_1} - 1)K_1(n_1)2^{n-n_1}; \quad (54)$$

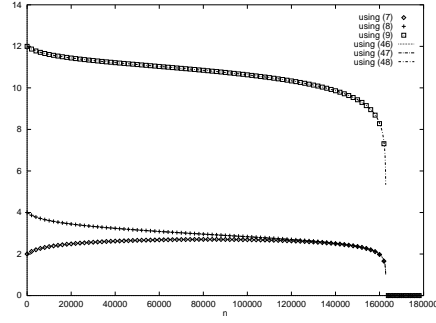


Figure 8: Each square, plus sign, and diamond represents 2000 points of  $K_1$ ,  $K_2$  and  $K_3$ , respectively. The curves are the corresponding approximate RG flows of Eqs. (47)–(49).

$$K_2(n) \approx (2^{n-n_1} - 1)K_2(n_1)2^{n-n_1}; \quad (55)$$

$$K_3(n) \approx K_3(n_1) \frac{(n - n_1)}{2} \ln 2; \quad (56)$$

From Eq. (56) and  $K_3(n_2) \approx 1$ ,  $n_2$  is estimated as

$$n_2 \approx n_1 + \frac{2}{\ln 2} (K_3(0) - K_1(0) - 2K_2(0)); \quad (57)$$

The correlation lengths are estimated by using Eqs. (25) and (54)–(56):

$$\xi_1(\Gamma) \approx \frac{1}{\ln K_1(n_1)} 2^{\exp[2(K_1(0) + K_2(0))]} \quad (58)$$

$$2^{\exp[2(K_1(0) + K_2(0))]}; \quad (59)$$

$$\xi_2(\Gamma) \approx \frac{1}{\ln K_2(n_1)} 2^{\exp[2(K_1(0) + K_2(0))]} \quad (60)$$

$$2^{\exp[2(K_1(0) + K_2(0))]}; \quad (61)$$

$$\xi_3(\Gamma) \approx \frac{1}{\ln K_3(n_0)} 2^{\exp[2(K_1(0) + K_2(0))] + \frac{2}{\ln 2} (K_3(0) - K_1(0) - 2K_2(0))} \quad (62)$$

$$2^{\exp[2(K_1(0) + K_2(0))] + \frac{2}{\ln 2} (K_3(0) - K_1(0) - 2K_2(0))}; \quad (63)$$

The ratio of  $\xi_3(\Gamma)$  to  $\xi_1(\Gamma)$  [or  $\xi_2(\Gamma)$ ] diverges as  $T \rightarrow 1$ .

### 3.4.2 Perfect restoration of isotropy

Finally, we show that in the region 2, we have  $K_2 = K_1 \rightarrow 1$  and  $K_3 = K_1 \rightarrow 1$  as  $T \rightarrow 0$ ; i.e., there is perfect restoration of isotropy. We treat the following three cases separately.

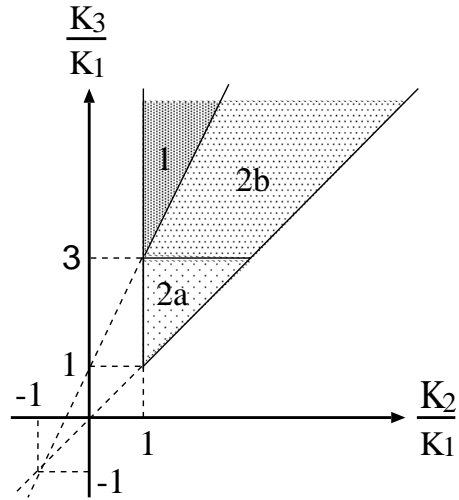


Figure 9: The region 2a with  $K_2=K_1 > 1, K_3=K_1 < 3$ , and the region 2b with  $K_3=K_1 < 2(K_2=K_1) + 1, K_3=K_1 < 3$ .

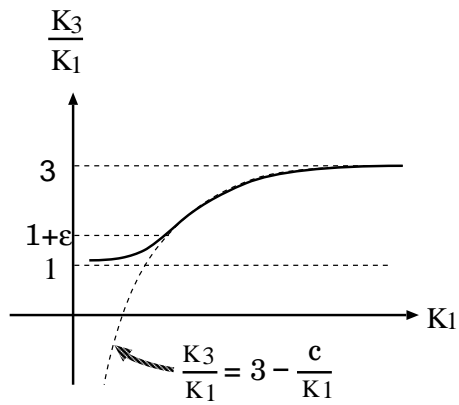


Figure 10: The RG flow in the two-dimensional space  $(K_1(n); K_3(n)=K_1(n))$ .

(i) The case  $K_2=K_1 = 1$ .

Assuming  $K_3(n) = K_1(n) = 1$  in the RG map (31), we get

$$\frac{K_3(n)}{K_1(n)} = \frac{K_3(n+1)}{K_1(n+1)}, \quad \frac{e^{4K_1(n)}}{4K_1(n)} = 3 \frac{K_3(n)}{K_1(n)} \quad (64)$$

and

$$K_1(n) = K_1(n+1) \cdot \frac{e^{4K_1(n)}}{4} : \quad (65)$$

Then, with  $x_n = K_1(n)$  and  $y_n = K_3(n)=K_1(n)$ , these two relations yield

$$\frac{y_{n+1}}{x_{n+1}} = \frac{y_n}{x_n}, \quad \frac{3}{x_n} = \frac{y_n}{x_n} : \quad (66)$$

This becomes the differential equation  $dy/dx = (3 - y)/x$  whose solution is  $y = 3 - C/x$ , with an arbitrary constant  $C$ . Therefore,  $K_1(n)$  and  $K_3(n)=K_1(n)$  vary on the curve

$$\frac{K_3(n)}{K_1(n)} = 3 - \frac{C}{K_1(n)} \quad (67)$$

as in Fig. 10. When  $n$  is large and the assumption  $K_3(n) = K_1(n) = 1$  is no longer valid, the RG flow deviates from the curve (67). Let  $1 + \epsilon$  be the value of  $K_3(n)=K_1(n)$  at the value of  $n$  where this deviation starts to take place. We can take  $\epsilon$  as small as we wish by letting  $T \rightarrow 0$  (i.e.,  $K_1(0) \rightarrow 1$ ). Therefore, we conclude that  $K_3=K_1 \rightarrow 1$  as  $T \rightarrow 0$ .

(ii) The cases  $K_2=K_1 > 1$  and  $K_3=K_1 < 3$  (the region 2a in Fig. 9).

As in the case (i), the RG map (31) and the assumption  $K_3(n) = K_1(n) = 1$  yield the equation (64). The equation (65) is modified as

$$K_1(n) = K_1(n+1) < \frac{e^{4K_1(n)}}{4}; \quad (68)$$

which is a stronger relation than Eq. (65). Therefore, the same argument as in (i) shows that  $K_3(n)=K_1(n)$  can be made arbitrarily close to 1 by letting  $T \rightarrow 0$ .

(iii) The case  $K_3=K_1 < 2(K_2=K_1) + 1$  and  $K_3=K_1 = 3$  (the region 2b in Fig. 9).

From Eq. (32), we find that the RG flow depicted in the  $(K_2=K_1; K_3=K_1)$  plane follows the curves in Fig. 9. Thus the RG trajectories flow from the region 2b into the region 2a. In what follows, we show that the conditions  $K_3(n) = K_1(n) = 1$  and  $K_2(n) = K_1(n) = 1$  are satisfied when the trajectory enters the region 2a, provided that we take a sufficiently small values of  $T$ . Then we can use the argument given in (ii) to conclude that a perfect

restoration of isotropy takes place for  $T \neq 0$ . Supposing that  $K_3(n) = K_1(n) - 1$  and  $K_2(n) = K_1(n) - 1$ , the RG map (31) yields

$$K_1(n) = K_1(n+1)' = \frac{e^{4K_1(n)}}{4} : \quad (69)$$

Because this shows that  $K_1(n)$  increases with  $n$ , we see that the desired condition  $K_3(n) = K_1(n) - 1$  is valid when the trajectory enters the region 2a. Let  $a$  be the value of  $K_2(n) = K_1(n)$  at which the trajectory enters 2a. By taking  $K_1(0)$  so that  $(a - 1)K_1(0) = 1$ , we can guarantee that the desired condition  $K_2(n) = K_1(n) - 1$  is valid when the trajectory enters 2a.

### 3.5 The differences between the present and previous studies

Brody and Ritz [9], and later Bhattacharyya and Chakrabarti [10] studied the same problem of the restoration of isotropy in the Ising model on the Sierpinski gasket. They both started from a partially anisotropic model with  $J_2 = J_3$  or  $J_1 = J_2$ , and studied the model using the same RG equation. But the conclusion of Ref. [9] is that there is complete isotropy restoration while that of Ref. [10] is that isotropy restoration is impossible. Note that our conclusion that the restoration may be either partial or perfect agrees with neither of these two conclusions. We stress that our analysis is much more elaborate and careful than the previous two, and it therefore provides the most reliable conclusion.

Let us point out some of the inaccurate points in the previous works, which may be the sources of (partially) incorrect conclusions.

In Ref. [10], the authors make a rather crude "weak coupling" approximation to the RG map, which effectively brings the system to an extremely high temperature by a small number of application of the RG map. Thus it is not possible for nonlinear effects to exist, and hence there results no isotropy restoration.

In Ref. [9], the authors make an unjustified approximation using a philosophy very different from that in Ref. [10]. When deriving their key equation, (7), the authors rely on a "rescaling" argument which can never be exact. Consequently, (7) becomes an approximation which is probably valid only when  $K_{n+1} = 1$ . But this condition cannot be assumed for  $L_n = 1$ .

In fact, our analysis clearly demonstrates that the present problem cannot be understood using a single approximate RG map. Instead, one needs to carefully use different approximations depending on the ranges of the parameters, as we have done here.

Acknowledgements: I wish to thank Professor Hisao Hayakawa for useful discussions and continual encouragement. Part of the present work was done when the author was at Gakushuin University. I wish to thank Professor Hal Tasaki for his suggestion of the present



problem and useful discussions. I thank Hiroto Kuninaka and Kim Hyeon-Deuk for kindly assisting me in the preparation of the paper. I also thank an anonymous referee for letting me know of crucial references.

## References

- [1] J. Vannimenus and M. Knezevic, *J. Phys. C : Solid State Phys.* 17 (1984), 4927.
- [2] H. Watanabe, *J. Phys. A* 18 (1985), 2807.
- [3] M. T. Barlow and R. F. Bass, *Proc. R. Probab. Theory. Relat. Fields* 100 (1994), 85.
- [4] M. T. Barlow, K. Hattori, T. Hattori and H. Watanabe, *Phys. Rev. Lett* 75 (1995), 3042.
- [5] K. Hattori, T. Hattori and H. Watanabe, *Prog. Theor. Phys. Suppl.* 92 (1987), 108.
- [6] W. Sierpinski, *C. R. hebdom. Seances Acad. Sci., Paris* 162 (1916), 629.
- [7] D. R. Nelson and M. E. Fisher, *Ann. Phys.* 91 (1975), 226.
- [8] Y. Gefen, B. B. Mandelbrot and A. Aharony, *Phys. Rev. Lett* 45 (1980), 855.
- [9] D. Brody and A. Ritz, *Phys. Lett. A* 233 (1997), 430.
- [10] B. Bhattacharyya and A. Chakrabarti, *Phys. Rev. B* 58 (1998), 2376.