

arXiv:cond-mat/0601065v1 [cond-mat.supr-con] 4 Jan 2006

Upper critical field H_{c2} in Bechgaard salts $(\text{TM T SF})_2\text{PF}_6$

Ana Domínguez Folgueras^{1,2,3} and Kazumi Maki³

¹ Departamento de Física, Universidad de Oviedo, 33007 Oviedo, Spain

² Instituto de Ciencia de Materiales de Madrid, CSIC, Cantoblanco, 28049 Madrid, Spain

³ Department of Physics & Astronomy, University of Southern California, Los Angeles, CA 90089-0484, USA

PACS. 74.70.Kn { Organic Superconductors.

PACS. 74.20.Rp { Pairing symmetries.

PACS. 74.25.Op { Mixed states, critical fields, and surface sheaths.

Abstract. { The symmetry of the superconducting order parameter in Bechgaard salts is still unknown, though the triplet pairing is well established by NMR data and large upper critical field $H_{c2}(0) \approx 5$ Tesla for $H_{\parallel k_a}$ and $H_{\parallel k_b^0}$. Here we examine the upper critical field of a few candidate superconductors within the standard formalism. The present analysis suggests strongly chiral f-wave superconductor somewhat similar to the one in Sr_2RuO_4 is the most likely candidate.

Introduction. { The Bechgaard salts $(\text{TM T SF})_2\text{PF}_6$ is the first organic superconductor discovered in 1980 [1]. For a long time the superconductivity is believed to be conventional s-wave [2]. Recently the symmetry of the superconducting energy gap becomes the central issue [3,4]. The upper critical field at $T = 0\text{K}$, $H_{c2} \approx 5$ Tesla for both $H_{\parallel k_a}$ and $H_{\parallel k_b^0}$ for both $(\text{TM T SF})_2\text{PF}_6$ [5] and $(\text{TM T SF})_2\text{CD}_4$ [6] are clearly beyond the Pauli limit [7,8] indicating the triplet pairing. More recently the NMR data from $(\text{TM T SF})_2\text{PF}_6$ [9] indicates clearly the triplet pairing. Therefore the candidates for the superconductivity in Bechgaard salts are more likely within p-wave and f-wave superconductors. In the following we shall examine the upper critical field of these superconductors following the standard method initiated by Gor'kov [10] and extended by Luk'yanchuk and Mineev [11] for unconventional superconductors. Also we take the quasiparticle energy in the normal state as in the standard model for Bechgaard salts [2]

$$\epsilon(\mathbf{k}) = v(\mathbf{j}_a \cdot \mathbf{j} - k_F) - 2t_b \cos b k - 2t_c \cos c k \tag{1}$$

with $v : v_b : v_c = 1 : 1 = 10 : 1 = 300$ and $v_b = \frac{p}{2t_b} b$ and $v_c = \frac{p}{2t_c} c$. There are earlier analysis of H_{c2} of Bechgaard salts starting from the one dimensional models [12,13]. However, those models predict diverging $H_{c2}(T)$ for $T \rightarrow 0\text{K}$ or the reentrance behaviour, which have not been observed in the experiments [5,6]. Also, the quasilinear T dependence of $H_{c2}(T)$ in both $(\text{TM T SF})_2\text{PF}_6$ and $(\text{TM T SF})_2\text{CD}_4$ is very unusual. Among the models we have considered,

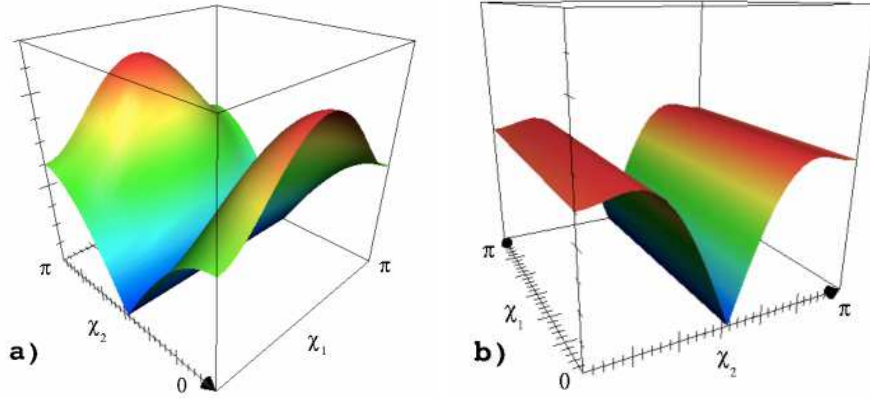


Fig. 1 $\{j(\mathbf{k})\}$ of chiral f-wave and chiral f^2 -wave SC are sketched in a) and b) respectively.

the chiral f^2 -wave superconductor with $\mathbf{k} = \frac{1}{2} \text{sgn}(k_a) + \{\sin \chi_2 \cos \chi_1, \dots\}$, looks most promising, where $\chi_1 = \mathbf{b} \cdot \mathbf{k}$ and $\chi_2 = \mathbf{e} \cdot \mathbf{k}$ where \mathbf{b} and \mathbf{e} are crystal vectors.

Also if the superconductor belongs to one of the nodal superconductors [14] and if nodes lay parallel to \mathbf{k}_c within the two sheets of the Fermi surface, the angle dependent nuclear spin relaxation rate T_1^{-1} in a magnetic field rotated within the b^0 - c plane will tell the nodal directions.

Before proceeding, we show $\{j(\mathbf{k})\}$ of two chiral f-wave superconductors in Fig. 1 a) and b), where $j(\mathbf{k}) = (1 + \cos 2\chi_1)(1 - \frac{1}{2} \cos 2\chi_2)^{\frac{1}{2}}$ and $j(\mathbf{k}) = (1 + \cos 2\chi_2)(1 - \frac{1}{2} \cos 2\chi_1)^{\frac{1}{2}}$ for chiral f_1 and chiral f_2 respectively.

Upper critical field for $\mathbf{H} \parallel \mathbf{k} \parallel \mathbf{b}^0$. (In the following we neglect the spin component of $\tilde{\chi}(\mathbf{k})$. Most likely the equal spin pairing is realised in Bedgaard salts as in Sr_2RuO_4 [4]. In this case the spin component is characterised by a unit vector \hat{d} . Also \hat{d} is most likely oriented parallel to \mathbf{c} . Let's assume $\hat{d} \parallel \mathbf{k} \parallel \mathbf{c}$, though $H_{c2}(\Gamma)$ is independent of \hat{d} as long as the spin orbit interaction is negligible. Experimental data from both UPt_3 and Sr_2RuO_4 indicate that the spin-orbit interactions in these systems are not negligible but extremely small [15]. We consider a variety of triplet superconductors (see Fig. 1):

A. Simple p-wave SC: $\tilde{\chi}(\mathbf{k}) = \text{sgn}(k_a)$. Following [16] the upper critical field is determined by

$$\ln t = \int_0^{Z_1} \frac{du}{\sinh u} (1 - K_1) \tag{2}$$

$$C \ln t = \int_0^{Z_1} \frac{du}{\sinh u} (C - K_2) \tag{3}$$

where

$$K_1 = \frac{1}{2} \int_0^{Z_1} \frac{du}{\sinh u} \left(1 + 2C \int_0^u \frac{ds}{\sinh s} \right)^2 \tag{4}$$

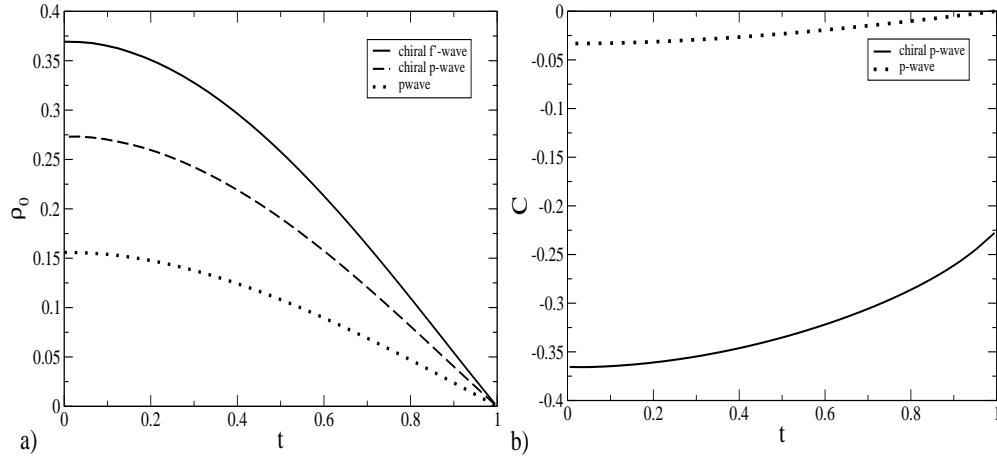


Fig. 2 { Normalised $H_{c2}(t)$ and $C(t)$ for $H k b^0$ are shown in a) and b) respectively. Here solid, dashed and dotted lines are chiral f-wave, chiral p-wave and simple p-wave respectively.

$$K_2 = \hbar e^{-u^2 \beta^2} \left[\frac{1}{6} u^4 s^4 + C \left(1 - 8 u^2 \beta^2 + 12 u^4 \beta^4 - \frac{16}{3} u^6 \beta^6 + \frac{2}{3} u^8 \beta^8 \right) \right] \quad (5)$$

and $t = \frac{T}{T_c}$, $s = \frac{v_a v_c e H_{c2}(T)}{2(2 - T)^2}$, $s = \frac{1}{2} \text{sgn}(k_a) + i \sin \theta$, $\theta = \epsilon k$ and h means average over θ . Here v_a, v_c are the Fermi velocities parallel to the a axis and the c axis respectively. Here we assumed that ψ is given by [16]

$$\psi = \left(1 + C (a^+)^4 \right) \psi \quad (6)$$

where $\psi = \sum_{n,k} C_n e^{i \mathbf{k} \cdot \mathbf{r} + i \mathbf{k} \cdot \mathbf{z}} \frac{(n k)^2}{4eB}$ is the Abrikosov state [17] and $a^+ = \frac{1}{\sqrt{2eB}} (\partial_z - \partial_x + 2i e H z)$ is the raising operator.

Then in the vicinity of $t \rightarrow 1$ we find $\theta = \frac{2}{7(3)} (\ln t) = 0.237697 (\ln t)$ and $C = \frac{93}{647} \frac{(5)}{(3)}$.

For $t \rightarrow 0$ on the other hand we obtain

$$\theta_0 = \lim_{t \rightarrow 0} \theta^2 = \frac{v_a v_c e H_{c2}(0)}{2(2 - T_c)^2} = 0.1583 \quad (7)$$

and $C = 0.031$. From these we obtain

$$h(0) = \frac{H_{c2}(0)}{\frac{\partial H_{c2}(t)}{\partial t} \Big|_{t=1}} = 0.6659 \quad (8)$$

Both $\theta_0(t)$ and $C(t)$ are evaluated numerically and shown in Fig. 2 a) and b) respectively. Here $\theta_0(t) = \theta^2(t) = \frac{v_a v_c e H_{c2}(t)}{2(2 - T_c)^2}$.

B. Chiral p-wave SC: $\tilde{\psi}(\mathbf{k}) = \left(1 - \frac{1}{2} \text{sgn}(k_a) + i \sin \theta \right) \psi$. Here $\frac{1}{2} \text{sgn}(k_a) + i \sin \theta$ is the analogue of $e^{i \theta}$ in the 3D systems in the quasi 1D system. For a chiral state the Abrikosov function is written as [18]

$$\psi(\mathbf{k}; \mathbf{K}) = \left(s + C s (a^y)^2 \right) \psi \quad (9)$$

where $s = \frac{1}{2} \text{sgn}(k_a) + \{\sin(\theta_2)\}$. Then we obtained eq. 3 with

$$K_1 = h e^{-u^2 \beta^2} \beta^2 - 2C \beta^4 i \quad (10)$$

$$K_2 = h e^{-u^2 \beta^2} \beta^4 + C \beta^2 - 1 - 4 u^2 \beta^2 + 2^2 u^4 \beta^4 i \quad (11)$$

and the same expressions for t, \dots

For $t \rightarrow 1$ we find $C = 1 - \frac{1}{1.5} = 0.2247$ and $\beta_0 = 0.3838 (\ln t)$.

On the other hand, for $t \rightarrow 0$ we obtain $C = 0.3660$ and $\beta_0 = 0.27343$.

From these we obtain $h(0) = 0.71324$. We obtain $\beta(t)$ and $C(t)$ numerically. They are shown in Fig. 2 a) and b) respectively.

C. Chiral f-wave SC: $\hat{H}(k) = \hat{d} s \cos \theta_1$. $H_{c2}(t)$ is determined from eq. 3 where now:

$$K_1 = h(1 + \cos 2 \theta_1) e^{-u^2 \beta^2} \beta^2 - 2 u^2 \beta^4 i \quad (12)$$

$$K_2 = h(1 + \cos 2 \theta_1) e^{-u^2 \beta^2} \beta^4 + C \beta^2 - 1 - 4 u^2 \beta^2 + 2^2 u^4 \beta^4 i \quad (13)$$

Here now h means the average over both θ_1 and θ_2 . Then it is easy to see that the chiral f-wave SC has the same $H_{c2}(t)$ and $C(t)$ as the chiral p-wave SC, since the variable θ_1 is readily integrated out.

D. Chiral f²-wave SC: $\hat{H}(k) = \hat{d} s \cos \theta_2$. Now we have a set of equations similar to the chiral f-wave except $1 + \cos 2 \theta_1$ in both eqs. 13 has to be replaced by $\frac{4}{3} (1 + \cos 2 \theta_1)$. Then we obtain for $t \rightarrow 1$ $C = 0.2247$ and $\beta_0 = 0.5181 (\ln t)$. On the other hand, for $t \rightarrow 0$ we find $C = 0.3660$ and $\beta_0 = 0.3734$.

We show β_0 and $C(t)$ of the chiral f²-wave in Fig 2 a) and b) respectively.

Note that $C(t)$ is the same for three chiral states (chiral p-wave, chiral f-wave and chiral f²-wave) as well as chiral p-wave studied in [18]

Therefore for the magnetic field $H \parallel k \parallel b^0$, the chiral f²-wave have the largest $H_{c2}(t)$ if we assume T_c and v, v_c are the same. Also $H_{c2}(t)$ of these states are closest to the observation.

Upper critical field for $H \parallel k \parallel a$. {

A. Simple p-wave SC: $\hat{K} = \text{sgn}(k_a)$. The equation for $H_{c2}(t)$ is given by [16] and can be written as in eq.3 with

$$K_1 = h e^{-u^2 \beta^2} (1 + 2C^2 u^4 \beta^4) i \quad (14)$$

$$K_2 = h e^{-u^2 \beta^2} (2 u^4 \beta^4 + C - 1 - 8 u^2 \beta^2 + 12^2 u^4 \beta^4 - \frac{16}{3} u^6 \beta^6 + \frac{2}{3} u^8 \beta^8) i \quad (15)$$

where $t = \frac{T}{T_c}$, $u = \frac{v_a v_b e H_{c2}(t)}{2(2 - T)^2}$ and $s = \sin \theta_1 + \{\sin \theta_2$ with $\theta_1 = \pi k$ and $\theta_2 = \pi k$.

Then for $t \rightarrow 1$, we find $C = \frac{93(5)}{508(3)}$ and $\beta_0 = \frac{2}{7(3)} (\ln t) = 0.2377 (\ln t)$. While for

$t \rightarrow 0$ $C = \frac{3}{2 \beta_0^2} - \frac{3}{2 \beta_0} + \frac{1}{12} = 0.0170129$ and $\beta_0 = \frac{v_a v_b e H_{c2}(0)}{2(2 - T_c)^2} = \frac{1}{4} \exp[\beta_0 + 2C \beta_0] =$

0.1751209 , where $\beta_0 = \ln \beta_0^2 i = 0.220051$ and $\beta_0 = \ln \frac{s^4}{\beta_0^2} = \frac{4}{1} - 1 = 0.0170$. From these we obtain $h(0) = 0.73673$.

Both $h(t)$ and $C(t)$ are evaluated numerically and we show them in Fig. 3 a) and b) respectively.

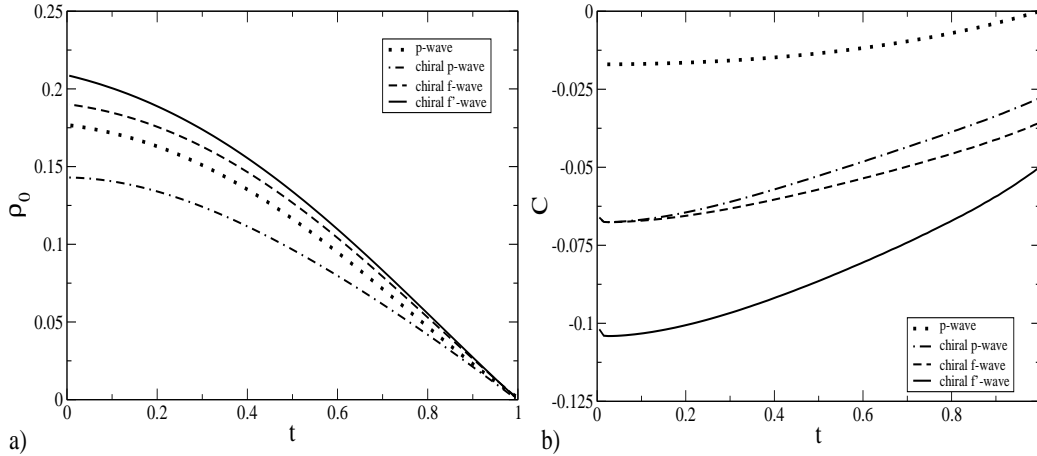


Fig. 3 { Normalised $H_{c2}(t)$ and $C(t)$ for $H_k a$ are shown in a) and b) respectively. Here solid, dashed, dashed-dotted and dotted lines are chiral f-wave, chiral p-wave, chiral f-wave and simple p-wave respectively.

B. Chiral p-wave SC: $\hat{h}(k) = \frac{1}{2} \text{sgn}(k_x) + \sin \theta$. Now $H_{c2}(t)$ is determined by a similar set of equations as in sec. 1B. In particular we find for $t=1$ $C = 0.027735$ and $\theta = 0.212598(\ln t)$ while for $t=0$ $C = 0.067684$ and $\theta = 0.139672$. We obtain $h(0) = 0.6566$. We show $h(t)$ and $C(t)$ in Fig. 3 a) and b) respectively.

C. Chiral f-wave SC: $\hat{h}(k) = \hat{d} \cos \theta$. Again we use a similar set of equations as those discussed in sec. 1C, we find for $t=1$ $C = 0.0356236$ and $\theta = 0.2744495(\ln t)$ while for $t=0$ $C = 0.066$ and $\theta = 0.1920$ and $h(0) = 0.6997$. Both $h(t)$ and $C(t)$ are evaluated numerically and shown in Fig. 3 a) and b).

D. Chiral f-wave SC: $\hat{h}(k) = \hat{d} \cos \theta$. Now we find for $t=1$ $C = 0.05$ and $\theta = 0.2910(\ln t)$, while for $t=0$ $C = 0.1019$ and $\theta = 0.2090$.

We have shown again $h(t)$ and $C(t)$ in Fig. 3 a) and b) respectively.

Comparing these results with $H_{c2}(T)$ from $(\text{TM T SF})_2\text{PF}_6$ and $(\text{TM T SF})_2\text{CD}_4$ [4,5], we can conclude both $H_k b$ and $H_k a$ the chiral f-wave SC is most consistent with experimental data. In particular these states have relatively large $h(0)$ (see Table I). On the other hand almost the same $H_{c2}(0)$ for $H_k b$ and $H_k a$ has to be still accounted.

Nodal lines in (k) . { We have seen that from the temperature dependence of $H_{c2}(T)$, we deduce the chiral f-wave and chiral p are the most favourable. They have nodal lines on the Fermi surface (i.e. the $k_x - k_y$ plane), the chiral f-wave SC at $k_x = \frac{\pi}{2}$, while chiral p-wave SC at $k_y = \frac{\pi}{2}$.

These nodal lines may be detected if the nuclear spin relaxation rate is measured in a magnetic field rotated within the $b^0 - c$ plane.

Following the standard procedure given in [14] the quasiparticle density of states in the vortex state for $T \ll T_c$ and $E = 0$ is given by

$$N(0;H) = \frac{2}{v^2} \frac{p}{eH} \frac{1}{1 + \cos^2 \theta \sin^2 \theta} \quad (16)$$

Table I { Summary of results. Here $h_0(0) = \frac{v^2 e H_{c2}(0)}{2(2 T_c)^2}$ and $h(0) = \frac{H_{c2}(0)}{\frac{\partial H_{c2}(T)}{\partial T} |_{T=T_c}}$

	symmetry	C (0)	C (1)	$\frac{\partial H_{c2}}{\partial T} _{T=T_c}$	$h_0(0)$	h (0)
H k b ⁰	p-wave	-0.031	0	0.2377	0.1583	0.6659
	chiral p-wave	-0.2247	-0.3660	0.3838	0.2734	0.71324
	chiral f ⁰ -wave	-0.2247	-0.3660	0.5181	0.3734	0.72073
H k a	p-wave	-0.017	0	0.2377	0.1751	0.7366
	chiral p-wave	-0.066	-0.028	0.2126	0.1396	0.6566
	chiral f-wave	-0.066	-0.035	0.2744	0.1920	0.6997
	chiral f ⁰ -wave	-0.1019	-0.05	0.2910	0.2090	0.7182

where θ_0 is the position of the nodal line on the θ_0 axis. So for the chiral f-wave SC we find $\theta_0 = \frac{\pi}{2}$ and $N_0; H$ exhibits the simple angular dependence. On the other hand when nodal lines are on the θ_2 axis, the dependence will be too small to see. Finally this gives

$$T_{1/2} H = T_{1N}^{-1} = \frac{2}{\pi} v^2 (eH)^{-1} (1 + \cos^2 \theta) \quad (17)$$

for the chiral f-wave SC.

We show the dependence of $T_{1/2}$ in Fig. for a few candidates. The chiral f-wave SC has the strongest dependence (solid line) while the chiral h-wave SC (dashed line) and the chiral p-wave SC (dotted line) have a similar dependence.

Concluding remarks. { We have computed the upper critical field of Bechgaard salts for a variety of model superconductors with the standard microscopic theory. We find: a) Assuming all these superconductors have the same T_c , the chiral f⁰-wave SC ($\sim(k)$

$\frac{1}{2} \text{sgn}(K_a) + (\sin \theta_2 \cos \theta_2)$ appears to be the most favourable with largest H_{c2} 's for both H k b⁰ and H k a; b) however, non of these states exhibit the quasi T linear dependence of $H_{c2}(T)$ as observed in [4]; c) Also the present theory predicts $H_{c2}(0) \propto (v v_c)^{-1}$ and $(v_b v_c)^{-1}$ for H k b⁰ and H k a respectively. This means $H_{c2}(0)$ for H k a is about 5 times larger than the one for H k b⁰ contrary to observation; d) from $H_{c2}(0) \approx 5T$ and $T_c = 1.5K$ we can extract $v^2 = \frac{P}{v v_c} \approx 1.5 \cdot 10^4 \text{ cm}^2 \text{ s}^{-1}$, consistent with the known values of v, v_c .

We thank Stuart Brown and Paul Chaikin for useful discussion on possible detection of the nodal structure of (K) s in Bechgaard salts through NMR. We have benefited from discussion with Stephan Haas and David Parker. ADF acknowledges gratefully the financial support of Ministerio de Educacion y Ciencia (Spain) (AP 2003-1383) and Jaime Ferrer and Paco Guinea for useful discussion.

REFERENCES

- [1] Jerome D., Mazard A., Ribault M. and Bechgaard K., J. Phys (France) Lett, 41 (1980) L95
- [2] Ishiguro T., Yamaji K. and Saito G., Organic Superconductors, Springer-Verlag (Berlin 1999)
- [3] Sigrist M. and Ueda K., Rev. Mod. Phys., 63 (1991) 239
- [4] Maki K., Haas S., Parker and Won H., Chinese J. Phys, 43 (2005) 532

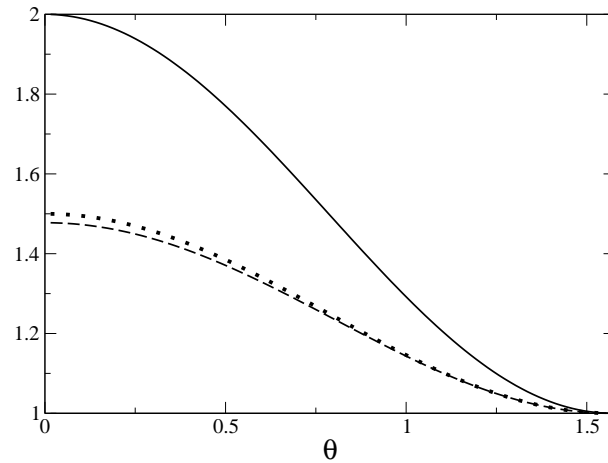


Fig. 4 { The angle dependent nuclear spin relaxation rate for a few nodal superconductors is shown. (Chiral f-wave, chiral h-wave and chiral p-wave are represented in solid, dashed and dotted lines.)

[5] Lee I.J., Chaikin P.M. and Naughton M.J., Phys. Rev. B, 63 (2002) R180502
 [6] Oh J.I. and Naughton M.J., Phys. Rev. Lett., 92 (2004) 067001
 [7] Clogston A.M., Phys. Rev. Lett., 9 (1967) 266
 [8] Chandrasekhar B.S., Appl Phys. Lett., 1 (1962) 7
 [9] Lee I.J., Brown S.E., Clark W.G., Strouse M.J., Naughton M.J., Kang W. and Chaikin P.M., Phys. Rev. Lett., 88 (2002) 017004
 [10] Gor'kov L.P., Soviet Phys. JETP, 10 (1960) 59
 [11] Luk'yanchuk I. and Mineev V.P., Soviet Phys. JETP, 66 (1987) 1168
 [12] Lebed A.G., JETP Lett, 44 (1986) 114
 [13] Depuis N., Mantambaux G. and Sa de Melo C.A.R., Phys. Rev. Lett., 70 (1993) 2613
 [14] Won H., Haas S., Parker D., Telang S., Vanyolos A. and Maki K., Lectures on the Physics of Highly Correlated Electron Systems IX, AIP Conference Proceedings 789 (Melville 2005)
 [15] Maki K., Haas S., Parker D. and Won H., cond-mat/0504635, (2005)
 [16] Won H. and Maki K., Europhys. Lett., 30 (1995) 421 Phys. Rev. B, 53 (1996) 5927
 [17] Abrikosov A.A., Soviet Phys. JETP, 5 (1957) 1174
 [18] Wang G.F. and Maki K., Europhys. Lett., 45 (1999) 71