

Anomalous Metal-Insulator Transition in Filled Skutterudite $\text{CeO}_4\text{Sb}_{12}$

Yoshiki Imai, Keitaro Sakurazawa and Tetsuro Saso

Department of Physics, Saitama University, Saitama, 338-8570

(Received)

Anomalous metal-insulator transition observed in filled skutterudite $\text{CeO}_4\text{Sb}_{12}$ is investigated by constructing the effective tight-binding model with the Coulomb repulsion between f electrons. By using the mean field approximation, magnetic susceptibilities are calculated and the phase diagram is obtained. When the band structure has a semimetallic character with small electron and hole pockets at Γ and H points, a spin density wave transition with the ordering vector $Q = (1; 0; 0)$ occurs due to the nesting property of the Fermi surfaces. Magnetic field enhances this phase in accord with the experiments.

KEYWORDS: Filled-skutterudite compounds, $\text{CeO}_4\text{Sb}_{12}$, field induced metal-insulator transition

Filled-skutterudite compounds RM_4X_{12} (R : rare earth, M : Fe, Ru, and Os, and X : P, As, and Sb) with the unique body-centered cubic structures have attracted much interest due to wide variety of physical phenomena, e.g. magnetic and quadrupole ordering, Kondo insulating behavior, unconventional superconductivity, etc.^{1,2}

Recently, anomalous phase transition from paramagnetic metal (PM) to spin density wave (SDW) state was found at $T = 0.8\text{K}$ in $\text{CeO}_4\text{Sb}_{12}$. Surprisingly, the phase boundary is shifted to higher temperatures by applying the external magnetic field^{2,3}. Such increase of the transition temperature have been often observed in the systems with quadrupole-ordering,⁴ but the magnetic measurement⁵ suggests that the crystal field (CF) ground state of f electron is γ_7 which has no quadrupole moment, and the specific heat measurement² shows only a small entropy change at the transition, excluding local moment ordering but suggesting an SDW or CDW transitions with an opening of a gap over a small portion of the Fermi surfaces of itinerant electronic states. The neutron scattering experiment⁶ was done but the CF was not clearly observed. The NQR measurements⁷ claim the first-order transition since the hysteresis was observed, but the specific heat data² clearly show peaks at the transition indicating the second order transition with some short range order.

$\text{CeO}_4\text{Sb}_{12}$ shows semiconducting behavior in the resistivity experiment with a small charge gap ($E_g \approx 10\text{K}$) at low temperatures.⁵ The overall structure of the optical conductivity and its temperature dependence show similar behaviors to those of $\text{CeRu}_4\text{Sb}_{12}$ which exhibits a pseudo-gap and the mid-infrared peak with strong temperature-dependence.^{8,9} Although the band structure of $\text{CeO}_4\text{Sb}_{12}$ obtained by the band calculation is quite similar to that of $\text{CeRu}_4\text{Sb}_{12}$,¹⁰ $\text{CeO}_4\text{Sb}_{12}$ shows semiconducting behavior, whereas $\text{CeRu}_4\text{Sb}_{12}$ is metallic in experiment.⁵

In this letter, we construct the effective model with the characteristic feature of the filled skutterudite compound $\text{CeO}_4\text{Sb}_{12}$ and investigate the anomalous metal-insulator transition observed in this material.

The basic crystal structure of filled skutterudites is that the X_{12} clusters, filled by R in the center, form the

body-centered cubic (BCC) lattice. The orbitals of rare-earth atoms strongly hybridize with the p orbitals in X_{12} clusters close the Fermi level. The X_{12} cluster has the T_h symmetry, but its effect on $J = 5/2$ f state in Ce is the same as O_h .

In order to investigate the properties of Ce -skutterudites, we previously proposed a simplified tight-binding band model for $\text{CeRu}_4\text{Sb}_{12}$ consisting of the single valence band and the seven f states with the spin-orbit interaction and under the cubic crystalline field.¹¹ The former is represented by the top-most one of the valence bands made up of the p -orbitals on X_{12} clusters, and has the A_u symmetry which hybridizes with the f -state in the cluster center. The Coulomb interaction was introduced to all the band equally to make the use of the dynamical mean-field approximation possible.

Here, we simplify the model further to investigate the magnetic properties of $\text{CeO}_4\text{Sb}_{12}$. The present model consists of a single f band (representing the $J = 5/2$, γ_7 ground states) and a single valence band (the above-mentioned A_u band), hybridizing with each other. Then Hamiltonian is given by

$$\begin{aligned}
 H = & \sum_{\mathbf{k}; \sigma} X_{\mathbf{k}; \sigma}^c C_{\mathbf{k}; \sigma}^y + \sum_{\mathbf{k}; \sigma} X_{\mathbf{k}; \sigma}^f f_{\mathbf{k}; \sigma}^y + \sum_{\mathbf{k}; \sigma} V_{\mathbf{k}; \sigma} C_{\mathbf{k}; \sigma}^y f_{\mathbf{k}; \sigma} + \sum_{\mathbf{k}; \sigma} h_{\mathbf{k}; \sigma} \sigma + \sum_{\mathbf{k}; \sigma} U_{\mathbf{k}; \sigma} n_{\mathbf{k}; \sigma}^f n_{\mathbf{k}; \sigma}^c \\
 & + \sum_{\mathbf{k}; \sigma} B_{\text{ext}} n_{\mathbf{k}; \sigma}^c + \sum_{\mathbf{k}; \sigma} n_{\mathbf{k}; \sigma}^f \quad (1)
 \end{aligned}$$

where $C_{\mathbf{k}; \sigma}^y$ ($f_{\mathbf{k}; \sigma}^y$) creates a conduction (f) electron with the momentum \mathbf{k} and pseudo-spin (representing γ_7 doublet), and $n_{\mathbf{k}; \sigma}^f = f_{\mathbf{k}; \sigma}^y f_{\mathbf{k}; \sigma}^y$ with the site index i . We have assumed the BCC tight-binding band with nearest and next-nearest hopping for conduction band, $c_{\mathbf{k}} = c_{\mathbf{k}}^c$, where $c_{\mathbf{k}} = \cos(k_x a) \cos(k_y a) \cos(k_z a) + \frac{1}{2} [\cos(k_x a) + \cos(k_y a) + \cos(k_z a)]$. The lattice constant a is set equal to unity in the following. $c_{\mathbf{k}}$ and $\frac{1}{2}$ determine the hopping amplitude. The f state is assumed to have the dispersion $f_{\mathbf{k}}^f = E_f + v_{\mathbf{k}}^f$, namely the dispersive part is proportional to $c_{\mathbf{k}}^c$ but with a small coefficient $v_{\mathbf{k}}^f$. This would be a reasonable choice since both X_{12} and R oc-

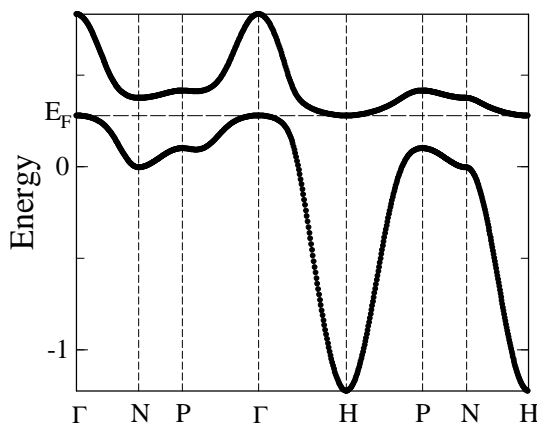


Fig. 1. The band structure for the non-interacting system without the external field where $\epsilon_c = 1.0$, $\epsilon_f = 0.03$, $\epsilon_2 = 0.07$, $E_f = 0.3$, and $V = 0.15$. E_F represents the Fermi level.

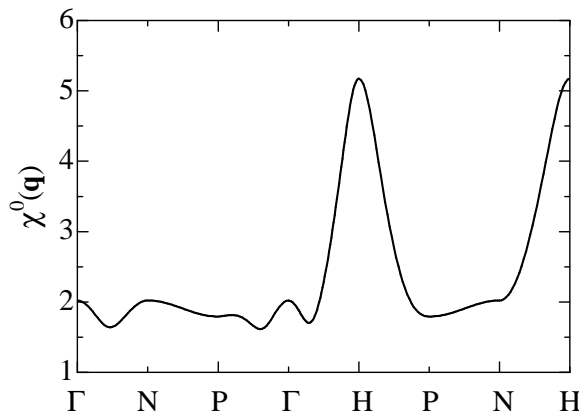


Fig. 2. Static irreducible susceptibility for various momentum without the external field at $T = 0.002$ where $\chi^0(q) = \chi_{\#}^0(q) = \chi_{\#}^0(q)$.

copy the same BCC sites. V is the hybridization between conduction and f-electrons. Its k -dependence is neglected. These choices of our model band structure facilitate the calculations for the strong correlation, which will be reported in a separate paper.¹² Actually, of course, the f -dispersion is created through the X_{12} clusters, so that it must be self-consistently determined with ϵ_k^c and the hybridization V_k . U is the Coulomb repulsion between f electrons. It is well-known that ϵ_k^c and ϵ_k^f have perfect nesting characters for $\epsilon_2 = 0$, $V = 0$, and at half-filling. The last term in eq. (1) represents the Zeeman energy, where B_{ext} denotes the external magnetic field along the z direction and μ_B is coefficient of effective magnetic moment, which corresponds to $g_J \mu_B \mu_B^f = 6/7$, $5/6 = 5/7$ for Ce.

Without the Coulomb interaction, the diagonalized energy dispersions are obtained as $E_k = [\epsilon_k^c + \epsilon_k^f + f(\epsilon_k^c - \epsilon_k^f)^2 + 4V^2 g^{1=2}]^{1/2}$, which are the so-called hybridized bands, but since ϵ_k^f has also a finite dispersion, the two bands can have finite overlap if ϵ_f is not too small.

Considering the empirical trend of the lattice constant and the energy gap of Ce-skutterudites, $CeOs_4Sb_{12}$ must be a semimetal.² Our assumed band structure is shown in Fig. 1, which has a semimetallic character: the top of lower band (Γ point) and the bottom of upper band (H point) slightly touch the Fermi level, respectively. The overlapping of the bands is about 0.001 eV.

Although our band structure is quite simplified, Fig. 1 captures the low-energy structure of the band calculation for $CeOs_4Sb_{12}$ ¹⁰ rather well. In the published band calculation,¹⁰ one of the bands made of s states has a minimum at Γ point and almost touches with the valence band there, but it is neglected here. Also, only the single valence band is taken into account and the lower bands are completely neglected. These may affect the quantitative results but at least the qualitative feature may remain unchanged. The existence of s band may be a cause of the lower temperature anomaly.⁷

In order to investigate a possibility of a magnetic transition and an anomalous magnetic field effect, the random phase approximation (RPA) is employed. Since

RPA overestimates the transition temperature, we use the smallest value of the Coulomb interactions here, which is considered as the renormalized one at the low-energy regime in the rare-earth compounds. Furthermore, since the Coulomb interaction acts only on f electrons, ordered states will be mainly determined by the localized f electrons, so that only the f - f component of the correlation function is considered, for simplicity. It is essential for the following theory to calculate both the parallel and perpendicular elements to the external field of the static susceptibility, which are given by

$$\chi^x(q) = \chi^y(q) = \frac{2}{2 - 1} \frac{\chi_{\#}^0(q)}{U \chi_{\#}^0(q)}; \quad (2)$$

$$\chi^z(q) = \frac{2}{4} \frac{\chi_{\#}^0(q) + \chi_{\#}^0(q) + 2U \chi_{\#}^0(q) \chi_{\#}^0(q)}{1 - U^2 \chi_{\#}^0(q) \chi_{\#}^0(q)}; \quad (3)$$

where $\chi_{\#}^0$ is the band susceptibility, which is defined by

$$\chi_{\#}^0(q) = \frac{T}{N} \sum_{k; !_n} g^f(k + q; !_n) g^f(k; !_n); \quad (4)$$

$$g^f(k; !_n) = \frac{1}{!_n + \frac{\epsilon_k^f}{!_n + \frac{V^2}{\epsilon_k^c}}}; \quad (5)$$

T is the temperature and N is the number of sites. μ_n is the chemical potential and $!_n (= (2n + 1) T)$ represents the odd Matsubara frequency. ϵ_k^c and ϵ_k^f are the energy dispersion with the Zeeman terms. Note that we use the following relation that $\chi_{\#}^0(q)$ is always equal to $\chi_{\#}^0(q)$ within the RPA to derive χ^x .

We numerically calculate the above-mentioned equations. The summations are efficiently carried out by using the fast Fourier transform with $N = 128 \times 128 \times 128$ points in the k summation and 4096 Matsubara frequencies in the $!_n$ summation. Note that hopping amplitude ϵ_c is taken to be unity for simplicity.

To discuss the instability to ordered states, the band susceptibility, $\chi^0(q) = \chi_{\#}^0(q) = \chi_{\#}^0(q) = \chi_{\#}^0(q)$ for $B_{ext} = 0$, is shown in Fig. 2. The largest value appears

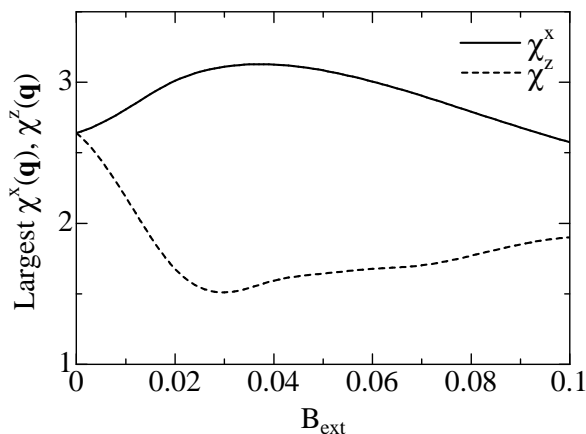


Fig. 3. The largest susceptibilities as a function of the magnetic field at $T = 0.002$ and $U = 0.0$. Solid (dashed) line represents $\chi^x(q)$ ($\chi^z(q)$).

at H point $q = (1;0;0)$ in unit of $2\pi/a$. Since the Fermi surfaces of electrons and holes are quite small spheres, the peak of $\chi^0(q)$ appears at $q = (1;0;0)$ at low temperatures, which corresponds to the difference between the top of lower band (point) and the bottom of upper band (H point) in Fig. 1. Recently, the result of the neutron scattering for $\text{CeO}_3\text{Sb}_{12}$ at $B_{\text{ext}} = 0$ found that the nesting vector corresponds to $q = (1;0;0)$.¹³ Therefore our obtained result of the susceptibilities is consistent with the experiment at $B_{\text{ext}} = 0$.

The basic lattice structure of $\text{CeO}_3\text{Sb}_{12}$ is BCC. For the single band Hubbard model at half-filling with only the nearest neighbor hopping, there exists the perfect nesting at the wave vector $q = (1;0;0)$. In that case, it is known that the infinitesimally small U causes the metal-SDW transition at $T = 0$. Although the perfect nesting is lost in the present model due to the hybridization and the next nearest neighbor hoppings, the Fermi surfaces are in the vicinity of the nesting. Therefore, when the external field is absent, the metal-SDW transition occurs at $U_c = 0.2$ at $T = 0.002$ within the RPA in the present model.

Next, let us discuss effects due to the external magnetic field. The field dependence of the largest values of susceptibilities is shown in Fig. 3. With increasing the magnetic field along the z direction, χ^x is first enhanced at small field region. As the external field is increased further, χ^x is suppressed. The vector q which gives the largest values of susceptibilities does not change within $B_{\text{ext}} < 0.2$. In contrast to the behavior of χ^x , χ^z is first suppressed. This behavior is reasonable since when the weak external field is applied, the spin-spin correlation functions along the external field are generally suppressed. Furthermore, with increasing the external field further, maximum value of χ^z is enhanced. In this range of field, the vector q which gives the maximum of the susceptibilities is gradually changed. Both of susceptibilities are suppressed under larger external field (not shown). These behaviors and the mechanisms are similar to our previous theory for CeRhIn_5 where more precise FLEX

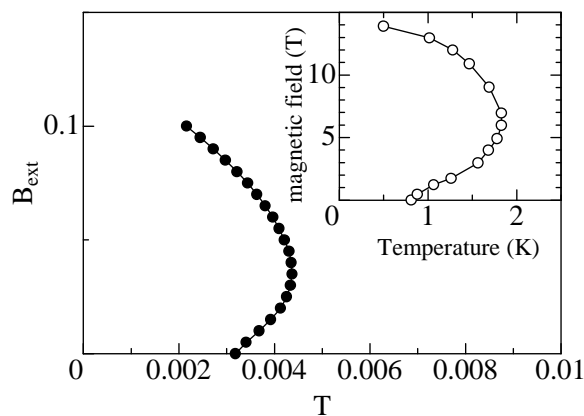


Fig. 4. The T-B Phase diagram of the metal-SDW transition at $U = 0.2$. The inset shows the experimental result obtained by Sugawara et al.²

(uctuation-exchange) method was used¹⁴

In general, the response functions are strongly affected by the form of Fermi surface. The present band structure at $B_{\text{ext}} = 0$ is close to the perfect nesting, so that the change of magnetic susceptibilities becomes quite large for the external field. Therefore, it is possible that when the weak external field is applied, the nesting condition is rather improved because one of the spin band is shifted by the field and approaches the nesting condition.

These results indicate that the presence of the external field enhances instability for ordered states. In the 3-dimensional system, ordered states can occur at a finite temperature. Namely, the anomalous metal-insulator transition may occur in the present model with appropriate value of the Coulomb repulsion. Figure 4 shows the temperature-external field phase diagram of metal-SDW transition. Note that the instability occurs not in z ($q = (1;0;0)$) but in x ($q = (1;0;0)$) (and y), which indicates the appearance of the magnetic moment component perpendicular to the field. It can be checked by an experiment in a future. In the small external field region, the phase transition temperature T_N is enhanced with increasing B_{ext} , so that the slope of phase boundary becomes positive. Thus the anomalous phase transition observed in $\text{CeO}_3\text{Sb}_{12}$ can be qualitatively reproduced.

Note here that in order to calculate magnetic susceptibilities, we employ the RPA, which is insufficient to take the effect of quantum fluctuations into account. Quantum fluctuations particularly become important in the vicinity of quantum critical points where antiferromagnetic correlations are enhanced.¹⁴ However, correlation effects are essential in the weak external field region. By taking quantum fluctuations into account e.g. via FLEX approximation,¹⁴ the metal-SDW transition temperature is reduced and the transition boundary as a whole shifts to the low temperature region. In particular, the shift becomes conspicuous at the weak external field region. However, overall structure of the phase boundary obtained here may not qualitatively changed.

Furthermore, we comment the multi-band effects of f orbitals. In our model, we neglect the degeneracy of f

orbitals, for simplicity. However, in the published band calculation, one of the bands made from the $4f_{8/2}$ states has a minimum at Γ point, though slightly above E_F , which is neglected in our model. However, we consider that the nesting property between the top of the valence band at Γ and the bottom of the γ band at H is the main source of the SDW transition and anomalous phase diagram. Therefore qualitative properties of $\text{CeO}_4\text{Sb}_{12}$ can be reproduced by using the present simple model.

A similar anomalous magnetic field effect is also investigated for the Kondo insulator,^{15,16} in which the ordered phase appears at finite field since the perpendicular element of spin-spin correlations to the external field is enhanced.

In summary, we investigate the anomalous phase transition observed in $\text{CeO}_4\text{Sb}_{12}$. By constructing the effective tight-binding model with the Coulomb interaction between f electrons, whose band structure is in the vicinity of the nesting, the metal-SDW phase boundary is determined within the mean field approximation. The nesting condition of Fermi surfaces is improved when the weak external field is applied, so that the slope of metal-SDW phase boundary becomes positive and the anomalous transition can be reproduced. A small moment perpendicular to the applied magnetic field should be induced, which can be checked by a future experiment.

We would like to thank Professors M. Kohgi, K. Iwasa, H. Sugawara, H. Harima, K. Takegahara and H. Kontani for useful informations and illuminating discussions. This work was supported by The Grant-in-Aid from the Ministry of Education, Science and Culture: "Evolution of

New Quantum Phenomena Realized in the Filled Skutterudite Structure", No. 16037204. A part of computations was done at the Supercomputer Center at the Institute for Solid State Physics, University of Tokyo.

- 1) E. D. Bauer, N. A. Frederick, P.-C. Ho, V. S. Zapf and M. B. Maple: Phys. Rev. B 65 (2002) R100506.
- 2) H. Sugawara, S. Otsaki, M. Kobayashi, T. Namiki, S. R. Saha, Y. Aoki, and H. Sato: Phys. Rev. B 71 (2005) 125127.
- 3) T. Namiki, Y. Aoki, H. Sugawara and H. Sato: Acta Phys. Pol. B 34 (2003) 1161.
- 4) A. Takase, K. Kojima, T. Komatsubara and T. Kasuya: Solid State Commun. 36 (1980) 461.
- 5) E. D. Bauer, A. Slebarski, E. J. Freeman, C. Sirvent and M. B. Maple: J. Phys. Condens. Matter 13 (2001) 4495.
- 6) C. Yang, M. Kohgi, K. Iwasa, H. Sugawara and H. Sato: J. Phys. Soc. Jpn. 74 (2005) 2862.
- 7) M. Yogi, H. Kotegawa, G. Zheng, Y. Kitaoka, S. Ohsaki, H. Sugawara and H. Sato: J. Phys. Soc. Jpn. 74 (2005) 1950.
- 8) S. V. Dordevic, D. N. Basov, N. R. Dilley, E. D. Bauer and M. B. Maple: Phys. Rev. Lett. 86 (2001) 684.
- 9) M. Matsunami, H. Okamura, T. Nanba, H. Sugawara and H. Sato: J. Phys. Soc. Jpn. 72 (2003) 2722.
- 10) H. Harima and K. Takegahara: J. Phys. Condens. Matter 15 (2003) S2081, and private communication.
- 11) T. Motou and T. Saso: J. Phys. Soc. Jpn. 73 (2004) 2900.
- 12) T. Saso: submitted to J. Phys. Soc. Jpn.
- 13) K. Iwasa: private communications.
- 14) K. Sakurazawa, H. Kontani and T. Saso: J. Phys. Soc. Jpn. 74 (2005) 271.
- 15) I. M. Ilat, F. A. Ssaad and M. Sigrüst: Eur. Phys. J. B 38 (2004) 571.
- 16) T. Ohashi, A. Koga, S. Suga and N. Kawakami: Phys. Rev. B 70 (2004) 245104.