

Analytical solution of the time evolution of an entangled electron spin pair in a double quantum dot nanostructure

M. Blauber

Kavli Institute of Nanoscience, Delft University of Technology, Lorentzweg 1, 2628 C J Delft, The Netherlands

(dated: March 23, 2022)

Using master equations we present an analytical solution of the time evolution of an entangled electron spin pair which can occupy 36 different quantum states in a double quantum dot nanostructure. This solution is exact given a few realistic assumptions and takes into account relaxation and decoherence rates of the electron spins as phenomenological parameters. Our systematic method of solving a large set of coupled differential equations is straightforward and can be used to obtain analytical predictions of the quantum evolution of a large class of complex quantum systems, for which until now commonly numerical solutions have been sought.

PACS numbers: 73.63.-b, 02.50.Ga, 03.65.Yz

I. INTRODUCTION

Master equations are used to describe the quantum evolution of a physical system interacting with some "reservoir"¹, and have been applied to a wide variety of physical systems, ranging from two-level atoms in the presence of light fields² to solid-state nanostructures such as quantum dots and Josephson junction devices³. For simple systems, such as a two-level atom damped by a reservoir consisting of simple harmonic oscillators⁴ or an electron in a single or double quantum dot coupled to external leads⁵, the set of master equations that describes the quantum dynamics of the system is small and its solution can be obtained analytically in a straightforward way. If the system is more involved, however, due to the presence of quite a few atomic levels or because the nanostructure is composed of various coherent parts, its quantum state space consists of a large number of quantum states with various coherent and incoherent couplings between them and the analytical solution of the corresponding large set of coupled master equations does not spring to the eye. Hence often a numerical solution is sought⁶. Understanding the quantum evolution of such "complex" quantum systems – where "complex" refers to a system which is described by a large number of coupled quantum states – has recently become increasingly important, in particular in fundamental research aimed at investigating the dynamic behavior of qubits, the basic building blocks for quantum computation⁷. A large theoretical and experimental effort in various fields, e.g. quantum optics, atomic physics and condensed matter physics, is presently directed towards investigating possibilities to use two-level systems such as polarized photons, cold atoms, electron spins and superconducting circuits as qubits and finding ways to couple these qubits together. In the latter three systems, one of the major questions involved is how the desired coherent evolution of the system will be affected by coupling to the environment, which is necessary to manipulate and measure the states of the qubits but invariably

introduces undesired decoherence of their quantum states. A master equation model of the quantum evolution of one or more qubits interacting with their environment allows one to construct transparent general formulas and is therefore very suitable to give both qualitative and quantitative insight into the dynamics of these complex quantum systems.

In this paper we present an analytical solution of a large set of coupled master equations that describe the quantum evolution of a particular condensed-matter system, namely the time evolution of an entangled electron spin pair in a double quantum dot nanostructure. Even though our model applies to this specific quantum system, the presented method of solving the master equations is general and can be applied to study the dynamics of many other complex quantum systems. The time evolution of the electron spins is governed by several coherent and incoherent processes, each of which depends on time in a simple way as either oscillatory (cosine) or exponential functions. The solution we obtain shows how these simple ingredients combine to describe the evolution of the entangled spins in a complex nanostructure which consists of several coherent parts. It can be used to predict the occupation probability of all quantum states at any given time and to provide analytical estimates of the important time scales in the problem, such as the time at which decoherence of the entangled pair becomes substantial⁸.

The paper is organized as follows. In Sec. II the quantum nanostructure and the assumptions made are described. Section III contains the master equations and their solution, with technical details given in Appendices A and B. A summary of the results and their range of applicability is presented in Sec. IV.

II. THE DOUBLE QUANTUM DOT NANOSTRUCTURE

The system we consider consists of a double quantum dot nanostructure, which is occupied by two entangled electron spins and operated as a turnstile. We studied this system in an earlier paper as a suitable set-up for the detection of entanglement between electron spins⁹. Here we focus on the dynamic evolution of the electron pair in the system, which is depicted in Fig. 1.

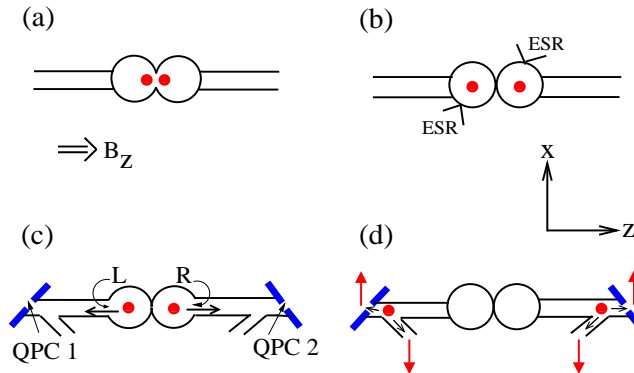


FIG. 1: Schematic top view of the double quantum dot nanostructure as discussed in Sec. II.

In detail, the structure consists of two adjacent quantum dots in a parallel magnetic field $B_z \hat{z}$ which are connected

to two quantum point contacts (QPCs) via empty quantum channels. A quantum dot is a small metallic or semiconductor island, confined by gates and connected to electron reservoirs (leads) through quantum point contacts. If the gates are nearly-closed and form tunnel barriers, the dot is occupied by a finite and controllable number of electrons which occupy discrete quantum levels, similar to atomic orbitals in atoms¹⁰. In our system, the gate between the two dots is assumed to be initially open and the dots are occupied by two electrons¹¹ [Fig. 1 (a)] in their lowest energy state, the singlet state¹². The gate between the two dots is then adiabatically closed, so that the electrons become separated and one dot is occupied by an electron with spin-up and the other by one with spin-down. The two spins do not interact anymore and are independently rotated by electron spin resonance (ESR) fields [Fig. 1 (b)]. The latter are oscillating magnetic fields which, if the frequency of oscillation matches the energy difference between the two spin-split single-electron energy levels, cause coherent rotations of a spin between these levels, analogous to Rabi oscillations in a two-level atom. After spin rotation, the electrons are emitted into empty quantum channels by opening gates L and R [Fig. 1 (c)] and scattered at quantum point contacts QPC 1 and QPC 2. In a parallel magnetic field and for conductances $G_{\text{QPC1(QPC2)}} = e^2/h$ these QPC's are spin-selective¹³, transmitting electrons with spin-up and reflecting those with spin-down [Fig. 1 (d)]. The transmitted and reflected electrons are separately detected in the four exits.

In the next section we analyze the dynamics of the two spins from the moment they are separated and each occupies one of the two dots, until both have been detected in one of the four exits. We use a master equation approach in which the effects of relaxation and decoherence are included as phenomenological decay rates¹. The solution presented is exact under three assumptions:

The time evolution during ESR in the dots is decoupled from the time evolution in the channels and exits. Physically, this means that the gates between the dots and channels are closed during the ESR rotations, so no tunneling occurs out of the dots during that time.

Once the electrons are in a channel they cannot tunnel back into the dots, i.e. backreflection of the electrons to the dots during their journey to the detectors is neglected. This corresponds to ballistic transport through the channels.

Once the electrons are in one of the exits they cannot return to the channels, i.e. the electrons are immediately detected and absorbed into the detectors.

III. THE MASTER EQUATIONS AND THEIR SOLUTION

In the set-up as depicted in Fig. 1 each electron is assumed to be either in a dot, in a channel or detected. This leads to a set of 36 possible quantum states represented by a 36×36 density matrix $\rho(t)$. This set consists of all possible combinations $A \otimes B$, with $A \in \{\uparrow, \downarrow\}$; $C \in \{X, g\}$ and $B \in \{\uparrow, \downarrow\}$; #g indicating resp. the position (D = dot, C = channel and X = exit) and the spin direction along \hat{z} of the electron which started out in the left dot, and $B \in \{\uparrow, \downarrow\}$; $C \in \{X, g\}$ and

02f representing the position and spin direction of the electron which started out in the right dot. The set is given by:

$$\begin{aligned}
 &D "D "; D "D \#; D \#D "; D \#D \#; C "D "; C "D \#; C \#D "; C \#D \#; D "C "; \\
 &D "C \#; D \#C "; D \#C \#; C "C "; C "C \#; C \#C "; C \#C \#; X "D "; X "D \#; \\
 &X \#D "; X \#D \#; D "X "; D "X \#; D \#X "; D \#X \#; X "C "; X "C \#; X \#C "; \\
 &X \#C \#; C "X "; C "X \#; C \#X "; C \#X \#; X "X "; X "X \#; X \#X "; X \#X \#g:
 \end{aligned} \tag{1}$$

We number the states in set (1) by the numbers 1 to 36, so 1=D "D ", 2=D "D # etc. The states labeled by C and X do not refer to individual quantum states in the channels and detectors, since in a channel many longitudinal modes exist and the detectors consist of many quantum states which form together a macroscopic state. What is meant by the states C and X is the set of all channel modes resp. of all quantum states in the detectors. These states thus describe the probability of an electron to occupy any one of these channel modes or detector states. We come back to why this definition is useful and appropriate in the paragraph below Eq. (6). For long times, the only states that are occupied are 33-36, in which both electrons have entered into an exit and the channels and dots are empty.

The time evolution of the density matrix elements $\rho_{nm}(t)$ is given by the master equations¹:

$$\dot{\rho}_{nn}(t) = \frac{i}{\hbar} [H(t); \rho]_{nn} + \sum_{m \notin n} (W_{nm} \rho_{m \leftarrow n}(t) - W_{mn} \rho_{n \leftarrow m}(t)); \tag{2a}$$

$$\dot{\rho}_{nm}(t) = \frac{i}{\hbar} [H(t); \rho]_{nm} - V_{nm} \rho_{n \leftarrow m}(t) \quad n \notin m \tag{2b}$$

for $n, m = 1, \dots, 36$. The Hamiltonian $H(t)$ describes the coherent evolution of the spins in the quantum dots due to the ESR fields and is given by, for two oscillating magnetic fields $B_{xL} \cos(\omega t) \hat{x}$ and $B_{xR} \cos(\omega t) \hat{x}$ applied to the left and right dots respectively,

$$H(t) = H_0 - \frac{1}{2} g_B \cos(\omega t) \sum_{\substack{M \in N \text{ ; } L \text{ ; } R \\ M \in N}} (B_{xM} + B_{xN}) \hat{x}_M : \tag{3}$$

Here H_0 is a diagonal matrix containing the energies E_n ($n = 1, \dots, 36$) of each state, g the electron g-factor, μ_B the Bohr magneton and $\chi_{xL(R)}$ a 36×36 matrix with elements $(\chi_{xL(R)})_{ij} = 1$ for each pair of states (i, j) that are coupled by the oscillating field $B_{xL(R)}$ and zero otherwise. For $g < 0$ the 4×4 upper left corner $H_{\text{dots}}(t)$ of $H(t)$ is then given explicitly as

$$H_{\text{dots}}(t) = \begin{pmatrix} E_1 & \hbar \chi_{RL} \cos(\omega t) & \hbar \chi_{LR} \cos(\omega t) & 0 \\ \hbar \chi_{RL} \cos(\omega t) & E_2 & 0 & \hbar \chi_{LR} \cos(\omega t) \\ \hbar \chi_{LR} \cos(\omega t) & 0 & E_3 & \hbar \chi_{RL} \cos(\omega t) \\ 0 & \hbar \chi_{LR} \cos(\omega t) & \hbar \chi_{RL} \cos(\omega t) & E_4 \end{pmatrix};$$

with $E_1 = 2E_{\#} + E_C$, $E_2 = E_3 = E_{\#} + E_{\#} + E_C$ and $E_4 = 2E_{\#} + E_C$ in terms of the single-particle energies $E_{\#}$ and $E_{\#}$ and the charging energy $E_C = e^2/C$, where C is the total capacitance of the quantum dot (assumed to be equal

for both dots), $\mu_{RL} = \mu_R + \mu_L$ and $\mu_{LR} = \mu_L + \mu_R$ with $\mu_{R(L)} = \frac{g \mu_B B_{xR(L)}}{2\hbar}$ and $\mu_{R(L)} = \frac{g \mu_B B_{xR(L)}}{2\hbar}$. The parameter α , with $0 < \alpha < 1$, represents the relative reduction of the field which is applied to one dot at the position of the spin in the other dot⁹. The remaining 32×32 part of the matrix $H(t)$ is diagonal and equal to H_0 , since the ESR fields are applied when both electrons are located in a dot and the quantum channels do not contain any electrons whose spin might otherwise also be rotated by these fields.

Turning to the transition rates W_{nm} (from state m to n) in Eqs. (2a), we distinguish between two kinds of transitions: 1) spin-flip transitions between two quantum states that differ by the direction of one spin only and 2) tunneling (without spin-flip) between quantum states that involve adjacent parts of the system, i.e. from dot to channel and from channel to exit. The latter are externally controlled by opening and closing the gates between the dots and channels. The former are modeled by the phenomenological rate $\Gamma = T_1$; $W_{\uparrow\downarrow} + W_{\downarrow\uparrow}$ with 2 fD ; C g for spin-flips in a dot or channel. Here the W 's depend on the Zeeman energy $E_z = g \mu_B B_z$ and temperature T via detailed balance $W_{\uparrow\downarrow} = W_{\downarrow\uparrow} = e^{E_z/k_B T}$, so that

$$W_{\uparrow\downarrow}(\uparrow\downarrow) = \frac{1}{T_1} \frac{1}{1 + e^{(\pm) E_z/k_B T}}; \quad 2 \text{ fD ; C g}; \quad (4)$$

The spin decoherence rates V_{nm} in Eqs. (2b) for states n and m with $n, m \in \{1, \dots, 4g\}$, i.e. the decoherence rate between states in which both electrons are located in a quantum dot, is given by:

$$V_{nm} = \frac{1}{T_{2,D}} + \frac{1}{2} \sum_{j \in \{n, m\}} (W_{jn} + W_{jm}) \quad n, m \in \{1, \dots, 4g\}; \quad (5)$$

where the W 's refer to tunnel rates out of a dot. The coherence between state n and m thus not only depends on the intrinsic spin decoherence time $T_{2,D}$ which is caused by e.g. spin-orbit or hyperfine interactions in the dots¹⁴, but is also reduced by the (incoherent) tunneling processes from dot to channel¹⁵. Similarly, V_{nm} for all other states n and m is given by

$$V_{nm} = \begin{cases} < \frac{1}{T_{2,C}} + \frac{1}{2} \sum_{j \in \{n, m\}} (W_{jn} + W_{jm}) & n, m \in \{1, \dots, 16g\}; \text{ but not both } n, m \in \{1, \dots, 4g\} \\ : 1 & n \in \{1, \dots, 36g\} \text{ and/or } m \in \{1, \dots, 36g\}; \end{cases} \quad (6)$$

with the W 's tunnel rates from a channel to an exit. Note that energy relaxation processes between different modes in the channels, i.e. between modes that contribute to the same set of channel states C , do not affect the transition rates W_{nm} and decoherence rates V_{nm} for the states where either n or m or both refer to a channel state. The reason for this is that these rates refer to resp. spin-flip and spin decoherence processes, which are not affected by orbital (energy) relaxation and decoherence¹⁶. Hence our definition of the channel states as sets of all modes with the same spin does not interfere with the definition of spin relaxation and decoherence of the quantum states.

With the above ingredients, the coupled equations (2) can be solved analytically. We proceed in three steps: ESR applied to the left dot, ESR applied to the right dot and the time evolution after the gates to the quantum channels have been opened. During each step only part of the quantum states are evolving in time, while the others remain unchanged. This simplifies the procedure to obtain an analytical solution.

A . Step 1: ESR applied to the left dot

Initially, at time $t = 0$, both spins are assumed to be in the singlet state in the quantum dots, so

$$\rho_{22}(0) = \rho_{33}(0) = 1/2; \quad \rho_{ij}(0) = 0 \quad \text{for } i, j \neq 2, 3 \quad (7a)$$

$$\rho_{2,3}(0) = \rho_{3,2}(0) = 1/2; \quad \rho_{ij}(0) = 0 \quad \text{otherwise} \quad (7b)$$

During ESR applied to the left dot quantum states $\rho_{55}(t) = \rho_{36}(t)$ remain unchanged, since the gates between the dots and channels are closed. The coherent evolution of $\rho_{11}(t) - \rho_{44}(t)$ is then governed by the Hamiltonian

$$H_{\text{ESR}}(t) = \begin{pmatrix} E_1 & \hbar \omega_L \cos(\omega t) & \hbar \omega_L \cos(\omega t) & 0 \\ \hbar \omega_L \cos(\omega t) & E_2 & 0 & \hbar \omega_L \cos(\omega t) \\ \hbar \omega_L \cos(\omega t) & 0 & E_2 & \hbar \omega_L \cos(\omega t) \\ 0 & \hbar \omega_L \cos(\omega t) & \hbar \omega_L \cos(\omega t) & E_4 \end{pmatrix} \quad (7c)$$

Including spin- ρ rates $W_{D \uparrow \downarrow}$ and $W_{D \uparrow \uparrow}$ and the decoherence rate $\Gamma = 1/T_{2,D}$ for both dots¹⁷ we then obtain from Eqs. (2) the master equations

$$\dot{\rho}_{11} = -\omega_L \text{Im} \rho_{1,2} - \omega_L \text{Im} \rho_{1,3} - 2W_{D \uparrow \downarrow} \rho_{11} + W_{D \uparrow \uparrow} (\rho_{22} + \rho_{33}) \quad (8a)$$

$$\dot{\rho}_{22} = -\omega_L \text{Im} \rho_{1,2} - \omega_L \text{Im} \rho_{2,4} + W_{D \uparrow \downarrow} + (W_{D \uparrow \downarrow} - W_{D \uparrow \uparrow}) \rho_{11} - (2W_{D \uparrow \downarrow} + W_{D \uparrow \uparrow}) \rho_{22} - W_{D \uparrow \uparrow} \rho_{33} \quad (8b)$$

$$\dot{\rho}_{33} = -\omega_L \text{Im} \rho_{3,4} + \omega_L \text{Im} \rho_{1,3} + W_{D \uparrow \downarrow} + (W_{D \uparrow \downarrow} - W_{D \uparrow \uparrow}) \rho_{11} - W_{D \uparrow \downarrow} \rho_{22} - (2W_{D \uparrow \downarrow} + W_{D \uparrow \uparrow}) \rho_{33} \quad (8c)$$

$$\text{Im} \dot{\rho}_{1,2} = \frac{\omega_L}{2} (\rho_{22} - \rho_{11}) + \frac{\omega_L}{2} (\text{Re} \rho_{1,4} - \text{Re} \rho_{2,3}) - \text{Im} \rho_{1,2} \quad (8d)$$

$$\text{Im} \dot{\rho}_{1,3} = \frac{\omega_L}{2} (\rho_{33} - \rho_{11}) + \frac{\omega_L}{2} (\text{Re} \rho_{1,4} - \text{Re} \rho_{2,3}) - \text{Im} \rho_{1,3} \quad (8e)$$

$$\text{Im} \dot{\rho}_{2,4} = \frac{\omega_L}{2} (\rho_{44} - \rho_{22}) - \frac{\omega_L}{2} (\text{Re} \rho_{1,4} - \text{Re} \rho_{2,3}) - \text{Im} \rho_{2,4} \quad (8f)$$

$$\text{Im} \dot{\rho}_{3,4} = \frac{\omega_L}{2} (\rho_{44} - \rho_{33}) - \frac{\omega_L}{2} (\text{Re} \rho_{1,4} - \text{Re} \rho_{2,3}) - \text{Im} \rho_{3,4} \quad (8g)$$

$$\text{Re} \dot{\rho}_{1,4} = \frac{\omega_L}{2} (\text{Im} \rho_{1,3} - \text{Im} \rho_{2,4}) - \frac{\omega_L}{2} (\text{Im} \rho_{1,2} - \text{Im} \rho_{3,4}) - \text{Re} \rho_{1,4} \quad (8h)$$

$$\text{Re} \dot{\rho}_{2,3} = \frac{\omega_L}{2} (\text{Im} \rho_{1,3} - \text{Im} \rho_{2,4}) + \frac{\omega_L}{2} (\text{Im} \rho_{1,2} - \text{Im} \rho_{3,4}) - \text{Re} \rho_{2,3} \quad (8i)$$

$$\text{Re} \dot{\rho}_{1,2} = -\frac{\omega_L}{2} (\text{Im} \rho_{1,4} + \text{Im} \rho_{2,3}) - \text{Re} \rho_{1,2} \quad (8j)$$

$$\text{Re} \dot{\rho}_{1,3} = -\frac{\omega_L}{2} (\text{Im} \rho_{1,4} - \text{Im} \rho_{2,3}) - \text{Re} \rho_{1,3} \quad (8k)$$

$$\text{Re} \dot{\rho}_{2,4} = \frac{\omega_L}{2} (\text{Im} \rho_{1,4} - \text{Im} \rho_{2,3}) - \text{Re} \rho_{2,4} \quad (8l)$$

$$\text{Re} \dot{\rho}_{3,4} = \frac{\omega_L}{2} (\text{Im} \rho_{1,4} + \text{Im} \rho_{2,3}) - \text{Re} \rho_{3,4} \quad (8m)$$

$$\text{Im} \dot{\rho}_{1,4} = \frac{\omega_L}{2} (\text{Re} \rho_{1,3} - \text{Re} \rho_{2,4}) + \frac{\omega_L}{2} (\text{Re} \rho_{1,2} - \text{Re} \rho_{3,4}) - \text{Im} \rho_{1,4} \quad (8n)$$

$$\text{Im} \dot{\rho}_{2,3} = \frac{\omega_L}{2} (\text{Re} \rho_{1,3} - \text{Re} \rho_{2,4}) + \frac{\omega_L}{2} (\text{Re} \rho_{1,2} - \text{Re} \rho_{3,4}) - \text{Im} \rho_{2,3} \quad (8o)$$

with $\rho_{i,j}(t) = \rho_{i,j}(0) e^{i\omega t}$ for $(i,j) \neq (2,3), (3,2), (2,4), (4,2), (3,4), (4,3)$, $\rho_{1,4}(t) = \rho_{1,4}(0) e^{2i\omega t}$ and $\rho_{2,3}(t) = \rho_{2,3}(0) e^{-2i\omega t}$. Eqs. (8) are valid on resonance, so $\hbar \omega_L = E_2 - E_1 = E_4 - E_2 = E_Z$ and within the rotating wave approximation (RWA)¹⁸. $\rho_{44}(t)$

is given by $\gamma_4(t) = 1 - \gamma_1(t) - \gamma_2(t) - \gamma_3(t)$.

Eqs. (8) can be split into two sets of coupled equations: Eqs. (8a)–(8i) and Eqs. (8j)–(8o). The solution of the second set is straightforwardly obtained and given by

$$\text{Re}\gamma_{1;2}(t) = \frac{1}{2} (\text{Re}[\gamma_{1;2}(0) - \gamma_{3;4}(0)] \cos(\omega_L t) - \text{Im}[\gamma_{1;4}(0) + \gamma_{2;3}(0)] \sin(\omega_L t) + \text{Re}[\gamma_{1;2}(0) + \gamma_{3;4}(0)] e^{-t}) \quad (9a)$$

$$\text{Re}\gamma_{1;3}(t) = \frac{1}{2} (\text{Re}[\gamma_{1;3}(0) - \gamma_{2;4}(0)] \cos(\omega_L t) - \text{Im}[\gamma_{1;4}(0) - \gamma_{2;3}(0)] \sin(\omega_L t) + \text{Re}[\gamma_{1;3}(0) + \gamma_{2;4}(0)] e^{-t}) \quad (9b)$$

$$\text{Re}\gamma_{2;4}(t) = \frac{1}{2} (\text{Re}[\gamma_{1;3}(0) - \gamma_{2;4}(0)] \cos(\omega_L t) + \text{Im}[\gamma_{1;4}(0) - \gamma_{2;3}(0)] \sin(\omega_L t) + \text{Re}[\gamma_{1;3}(0) + \gamma_{2;4}(0)] e^{-t}) \quad (9c)$$

$$\text{Re}\gamma_{3;4}(t) = \frac{1}{2} (\text{Re}[\gamma_{1;2}(0) - \gamma_{3;4}(0)] \cos(\omega_L t) + \text{Im}[\gamma_{1;4}(0) + \gamma_{2;3}(0)] \sin(\omega_L t) + \text{Re}[\gamma_{1;2}(0) + \gamma_{3;4}(0)] e^{-t}) \quad (9d)$$

$$\text{Im}\gamma_{1;4}(t) = \frac{1}{2} (\text{Im}[\gamma_{1;4}(0) + \gamma_{2;3}(0)] \cos(\omega_L t) + \text{Im}[\gamma_{1;4}(0) - \gamma_{2;3}(0)] \cos(\omega_L t) + \text{Re}[\gamma_{1;2}(0) - \gamma_{3;4}(0)] \sin(\omega_L t) + \text{Re}[\gamma_{1;3}(0) - \gamma_{2;4}(0)] \sin(\omega_L t) e^{-t}) \quad (9e)$$

$$\text{Im}\gamma_{2;3}(t) = \frac{1}{2} (\text{Im}[\gamma_{1;4}(0) + \gamma_{2;3}(0)] \cos(\omega_L t) - \text{Im}[\gamma_{1;4}(0) - \gamma_{2;3}(0)] \cos(\omega_L t) + \text{Re}[\gamma_{1;2}(0) - \gamma_{3;4}(0)] \sin(\omega_L t) - \text{Re}[\gamma_{1;3}(0) - \gamma_{2;4}(0)] \sin(\omega_L t) e^{-t}) : \quad (9f)$$

In order to solve the set of equations (8a)–(8i) we express $\gamma_1 - \gamma_3$, $\text{Im}\gamma_{1;2}$, $\text{Im}\gamma_{1;3}$, $\text{Im}\gamma_{2;4}$, $\text{Im}\gamma_{3;4}$, $\text{Re}\gamma_{1;4}$ and $\text{Re}\gamma_{2;3}$ in terms of new variables $x_1 - x_8$ as follows:

$$\begin{aligned} \gamma_1(t) &= \frac{1}{2} (x_1(t) + x_2(t) - x_3(t)) e^{-t} \\ \gamma_2(t) &= \frac{1}{2} (x_1(t) - x_2(t) + x_3(t)) e^{-t} \\ \gamma_3(t) &= \frac{1}{2} (-x_1(t) + x_2(t) + x_3(t)) e^{-t} \\ \text{Im}\gamma_{1;2}(t) &= \frac{1}{2} (x_4(t) + x_6(t)) e^{-t} \\ \text{Im}\gamma_{1;3}(t) &= \frac{1}{2} (x_5(t) + x_7(t)) e^{-t} \\ \text{Im}\gamma_{2;4}(t) &= \frac{1}{2} (x_5(t) - x_7(t)) e^{-t} \\ \text{Im}\gamma_{3;4}(t) &= \frac{1}{2} (x_4(t) - x_6(t)) e^{-t} \\ \text{Re}\gamma_{1;4}(t) &= x_8(t) e^{-t} \\ \text{Re}\gamma_{2;3}(t) &= (-x_8(t) + Z) e^{-t}; \end{aligned} \quad (10)$$

with $Z = \text{Re}[\gamma_{1;4}(0) + \gamma_{2;3}(0)]$. The transformation (10) originates from pairwise adding and subtracting those equations among (8d)–(8i) which share a common term on the right-hand side, e.g. the equations for $\text{Im}\gamma_{1;2}$ and $\text{Im}\gamma_{3;4}$. The definition of $x_1 - x_8$ then naturally arises. Physically, the new variables x_1 , x_2 and x_3 can be interpreted

as $x_{1(2)}$ = the probability for the spin in the left (right) dot to be up, and x_3 = the probability for the two spins to be anti-parallel, each modulated by the exponential dependence on the decoherence rate γ . Using (10), Eqs. (8a)–(8i) are rewritten in terms of $x_1(t)$ – $x_8(t)$, which leads to 3 sets of coupled equations. These equations and their solution are given in Appendix A. Eqs. (10) at time $t = t_1$, where t_1 is the time during which the ESR field is switched on, thus represent the density matrix elements for the double dot states after the ESR rotation applied to the left dot.

B. Step 2: ESR applied to the right dot

Eqs. (10) can also directly be used to obtain the solution after the second ESR rotation applied to the right dot, by substituting $\rho_L \rightarrow \rho_R$ and $\rho_R \rightarrow \rho_L$ in Eqs. (9) and (A2), and by exchanging $x_6 \leftrightarrow x_7$ in Eqs. (A4), using $\rho_1(t_1)$ instead of $\rho_1(0)$ etc. as initial conditions. In order to illustrate this solution, let us consider the initial condition of a singlet in the double dot [Eq. (7)] and let t_2 be the duration of the second ESR rotation. In case of no dissipation (all Γ 's = 0) and no influence of ESR applied to one dot on the spin in the other dot we then obtain from Eqs. (10), (A2) and (A4) for e.g. the occupation probability $\rho_2(t_1 + t_2)$ the expression:

$$\rho_2(t_1 + t_2) = \frac{1}{4} [1 + [\cos(\tilde{\omega} t_1) + \frac{\gamma}{2\tilde{\omega}} \sin(\tilde{\omega} t_1)] [\cos(\tilde{\omega} t_2) + \frac{\gamma}{2\tilde{\omega}} \sin(\tilde{\omega} t_2)] + \frac{\gamma}{\tilde{\omega}} \sin(\tilde{\omega} t_1) \sin(\tilde{\omega} t_2) e^{-\frac{\gamma}{2} t_1} e^{-\frac{\gamma}{2} (t_1 + t_2)}] \quad (11)$$

with $\tilde{\omega} = \frac{1}{2} \sqrt{4J^2 - \gamma^2}$ and $\rho_L = \rho_R$. In the absence of decoherence ($\gamma = 0$) the expressions for $\rho_2(t_1 + t_2)$ and the other density matrix elements simplify to:

$$\rho_1(t_1 + t_2) = \rho_4(t_1 + t_2) = \frac{1}{4} (1 - \cos \theta_1 \cos \theta_2 - \sin \theta_1 \sin \theta_2) \quad (12a)$$

$$\rho_2(t_1 + t_2) = \rho_3(t_1 + t_2) = \frac{1}{4} (1 + \cos \theta_1 \cos \theta_2 + \sin \theta_1 \sin \theta_2) \quad (12b)$$

$$\rho_{1,2}(t_1 + t_2) = \rho_{2,4}(t_1 + t_2) = \frac{i}{4} (\cos \theta_1 \sin \theta_2 - \sin \theta_1 \cos \theta_2) \quad (12c)$$

$$\rho_{1,3}(t_1 + t_2) = \rho_{3,4}(t_1 + t_2) = \frac{i}{4} (\cos \theta_1 \sin \theta_2 + \sin \theta_1 \cos \theta_2) \quad (12d)$$

$$\rho_{1,4}(t_1 + t_2) = \frac{1}{4} (1 - \cos \theta_1 \cos \theta_2 - \sin \theta_1 \sin \theta_2) \quad (12e)$$

$$\rho_{2,3}(t_1 + t_2) = \frac{1}{4} (1 + \cos \theta_1 \cos \theta_2 + \sin \theta_1 \sin \theta_2); \quad (12f)$$

with $\theta_1 \sim t_1$ and $\theta_2 \sim t_2$. Eq. (11) is plotted in Fig. 2 as a function of the amount of decoherence γ .

Already for moderate amounts of decoherence $\rho_2(t_1 + t_2) = 0.001$ the occupation probability has become 0.01% less than its value in the absence of decoherence $\rho_2^{\gamma=0}(t_1 + t_2) = 0.481$ for the set of parameters chosen in Fig. 2. This increases to 0.1% for $\rho_2(t_1 + t_2) = 0.01$.

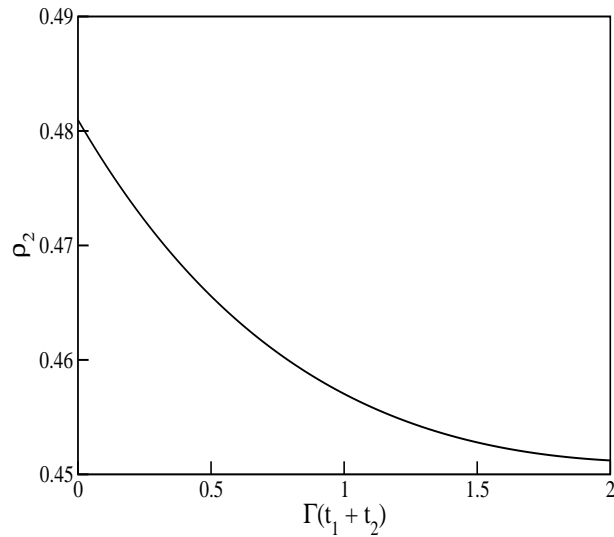


FIG. 2: The occupation probability $P_2(t_1 + t_2)$ [Eq. (11)] of the quantum state $D \#$ as a function of the amount of decoherence [in units of $1/(t_1 + t_2)$]. For $\tau = 0$ P_2 is given by Eq. (12b). Parameters used are $t_1 = 4$, $t_2 = 8$ and all W 's = 0.

C. Step 3: Time evolution after the gates to the channels have been opened

We now turn to the next step in the evolution of the entangled pair in Fig. 1, namely the time evolution of the density matrix elements after the ESR rotations are completed and the gates to the quantum channels are opened, see Fig. 1(c). From this moment onwards the coherent evolution due to the first term on the RHS of Eqs. (2) stops and the time evolution of the matrix elements is solely determined by decay and decoherence rates represented by the second terms on the RHS of Eqs. (2). The off-diagonal elements $\rho_{ij}(t)$ then rotate with $(E_i - E_j)/\hbar$ and decay with rate V_{ij} :

$$\rho_{ij}(t) = \rho_{ij}(t_{\text{ESR}}) e^{i(E_i - E_j)(t - t_{\text{ESR}})/\hbar} e^{-V_{ij}(t - t_{\text{ESR}})} \quad \text{for } t \geq t_{\text{ESR}}; \quad (13)$$

where $t_{\text{ESR}} = t_1 + t_2$ and V_{ij} is given by Eq. (5) for $i, j \in \{1, \dots, 4g\}$ and Eq. (6) otherwise. The initial values $\rho_{ij}(t_{\text{ESR}})$ for $i, j \in \{1, \dots, 16g\}$ are given by $\rho_{mn}(t_{\text{ESR}})$ for $m, n \in \{1, \dots, 4g\}$ [Eqs. (10)] with the correspondence in indices

$$i(j) \in \{1, 5, 9, 13g\} \Rightarrow m(n) = 1$$

$$i(j) \in \{2, 6, 10, 14g\} \Rightarrow m(n) = 2$$

$$i(j) \in \{3, 7, 11, 15g\} \Rightarrow m(n) = 3$$

$$i(j) \in \{4, 8, 12, 16g\} \Rightarrow m(n) = 4:$$

In this way the coherence at time t_{ESR} between any pair of states $i, j \in \{1, \dots, 16g\}$ is given by the coherence at t_{ESR} between those dot states $m, n \in \{1, \dots, 4g\}$ which can (eventually) coherently evolve into i and j i.e. the dot states m and n which have the same spin states as i and j respectively. So, for example, $\rho_{C \# C \#}(t_{\text{ESR}}) = \rho_{D \# D \#}(t_{\text{ESR}})$ $\rho_{1,4}(t_{\text{ESR}})$. Note that $\rho_{ij}(t) = 0$ for those states in which at least one electron has reached a detector ($i \in \{17, \dots, 36g\}$

and/or $j \neq i$, since for those states $V_{ij} = 1$. This corresponds to the assumption of immediate detection.

In the remaining part of this paper we focus on the evolution of the populations $p_i(t)$ for times $t \gg t_{SR}$ under the following conditions:

We neglect the possibility of spin flips in the dots, i.e. we set $W_{D\uparrow\downarrow} = W_{D\downarrow\uparrow} = 0$. This is based on the fact that $T_{1,D}$ is known to be much longer (0.85 ms at magnetic fields $B_z = 8T$)¹⁹ than the time required to travel through the channels to the exits. This assumption is not essential to obtain an analytical solution; it only simplifies the resulting equations.

We assume that the tunnel rate W_T out of the dots into the channels is equal for spin-up and spin-down electrons, i.e. the two electrons tunnel out of the singlet state with a negligible time delay t_{delay} in between, and that spin is conserved during this tunneling process. Typically²⁰ $t_{delay} \sim 10^{-13}$ s, which is much less than the travel time through a channel $\sim 10^{-10}$ s.

The tunnel rate W_E through the QPCs is taken to be constant and equal for spin-up and spin-down electrons, i.e. the set-up is assumed to be constructed in such a way that the detection time for spin-up and spin-down electrons once they have reached the QPCs is the same.

Spin flips in the exits are neglected, i.e. detection is assumed to be faster (with typical times $\sim 10^{-11}$ s)²¹ than the spin-flip rate ($\sim 10^{-11}$ s)⁹ in the detectors.

The evolution equations for $p_i(t)$ for times $t \gg t_{SR}$ are then given by the master equations

$$\dot{p}_i = -2W_{T,i} p_i \quad \text{for } i \neq 1, \dots, 4g \quad (14)$$

$$\dot{p}_1 = W_{T,1} p_4 + W_{C\uparrow} p_{1+2} - (W_E + W_{T,1} + W_{C\uparrow}) p_1 \quad i \neq 5, 6g \quad (15a)$$

$$\dot{p}_2 = W_{T,2} p_4 + W_{C\downarrow} p_{1+2} - (W_E + W_{T,2} + W_{C\downarrow}) p_2 \quad i \neq 7, 8g \quad (15b)$$

$$\dot{p}_3 = W_{T,3} p_8 + W_{C\uparrow} p_{1+1} - (W_E + W_{T,3} + W_{C\uparrow}) p_3 \quad i \neq 9, 11g \quad (15c)$$

$$\dot{p}_4 = W_{T,4} p_8 + W_{C\downarrow} p_{1+1} - (W_E + W_{T,4} + W_{C\downarrow}) p_4 \quad i \neq 10, 12g \quad (15d)$$

$$\dot{p}_{13} = W_{T,13} (p_5 + p_9) + W_{C\uparrow} (p_{14} + p_{15}) - 2(W_E + W_{C\uparrow}) p_{13} \quad (16a)$$

$$\dot{p}_{14} = W_{T,14} (p_6 + p_{10}) + W_{C\downarrow} p_{13} + W_{C\uparrow} p_{16} - (2W_E + W_{C\downarrow} + W_{C\uparrow}) p_{14} \quad (16b)$$

$$\dot{p}_{15} = W_{T,15} (p_7 + p_{11}) + W_{C\downarrow} p_{13} + W_{C\uparrow} p_{16} - (2W_E + W_{C\downarrow} + W_{C\uparrow}) p_{15} \quad (16c)$$

$$\dot{p}_{16} = W_{T,16} (p_8 + p_{12}) + W_{C\uparrow} (p_{14} + p_{15}) - 2(W_E + W_{C\uparrow}) p_{16} \quad (16d)$$

$$p_i(t) = W_E p_{i+12}(t - t_{travel} - t_{ESR}) - W_{T,i}(t) \quad i \neq 1, \dots, 4g \quad (17)$$

$$\begin{aligned} \dot{a}_i(t) = & W_{T_{i8}}(t) + W_{E_{i12}}(t - t_{\text{travel}} + t_{\text{ESR}}) + W_{C_{\#i+1}}(t) - (W_E + W_{C_{\#i}}) a_i(t) \\ & \text{for } i = 25; 27g \end{aligned} \quad (18a)$$

$$\begin{aligned} \dot{a}_i(t) = & W_{T_{i8}}(t) + W_{E_{i12}}(t - t_{\text{travel}} + t_{\text{ESR}}) + W_{C_{\#i+1}}(t) - (W_E + W_{C_{\#i}}) a_i(t) \\ & \text{for } i = 26; 28g \end{aligned} \quad (18b)$$

$$\begin{aligned} \dot{a}_i(t) = & W_{T_{i8}}(t) + W_{E_{i16}}(t - t_{\text{travel}} + t_{\text{ESR}}) + W_{C_{\#i+2}}(t) - (W_E + W_{C_{\#i}}) a_i(t) \\ & \text{for } i = 29; 30g \end{aligned} \quad (18c)$$

$$\begin{aligned} \dot{a}_i(t) = & W_{T_{i8}}(t) + W_{E_{i16}}(t - t_{\text{travel}} + t_{\text{ESR}}) + W_{C_{\#i+2}}(t) - (W_E + W_{C_{\#i}}) a_i(t) \\ & \text{for } i = 31; 32g \end{aligned} \quad (18d)$$

$$\dot{a}_i = W_E (a_{i8} + a_{i4}) \quad i = 25; 27; 28; 29; 30; 31; 32; 33; 34; 35; 36 \quad (19)$$

Here $t_{\text{travel}} > t_{\text{ESR}}$ denotes the earliest time at which an electron has traveled through the channels and reached an exit. For times $t < t_{\text{travel}}$, $a_i(t)$ is thus given by Eqs. (14)–(19) for $W_E = 0$, since at those times no electron can have arrived at a detector yet. The above sets of coupled equations can be solved one by one: first those for $a_1(t)$ – $a_4(t)$, then once the latter are known those for $a_5(t)$ – $a_{12}(t)$ (in the pairs (5,7), (6,8), (9,10) and (11,12)), then $a_{13}(t)$ – $a_{16}(t)$ and $a_{17}(t)$ – $a_{24}(t)$, subsequently $a_{25}(t)$ – $a_{32}(t)$ (in the pairs (25,26), (27,28), (29,31) and (30,32)) and finally $a_{33}(t)$ – $a_{36}(t)$. Proceeding in this order and using initial conditions

$$a_i(t_{\text{ESR}}) = \begin{cases} 1 & \text{for } i = 1; \dots; 4 \\ 0 & \text{for } i = 5; \dots; 36 \end{cases} \quad (20)$$

we obtain for $a_1(t)$ – $a_4(t)$, the states in which both electrons are located in a dot:

$$a_i(t) = a_i(t_{\text{ESR}}) e^{-2W_T(t - t_{\text{ESR}})} \quad i = 1; \dots; 4; t > t_{\text{ESR}} \quad (21)$$

Next, we find for $a_5(t)$ – $a_{12}(t)$, which correspond to the quantum states in which one electron is located in a dot and

the other in a channel, from Eqs. (15):

$$\dot{n}_5(t) = A_{5;7;1;3} e^{W_{ETC}(t-t_{ESR})} + B_{5;7;1;3} e^{(W_E + W_T)(t-t_{ESR})} + C_{1;3} e^{2W_T(t-t_{ESR})} \quad (22a)$$

$$\dot{n}_6(t) = A_{6;8;2;4} e^{W_{ETC}(t-t_{ESR})} + B_{6;8;2;4} e^{(W_E + W_T)(t-t_{ESR})} + C_{2;4} e^{2W_T(t-t_{ESR})} \quad (22b)$$

$$\dot{n}_7(t) = A_{5;7;1;3} e^{W_{ETC}(t-t_{ESR})} + \frac{W_{C\#}}{W_{C\#}} B_{5;7;1;3} e^{(W_E + W_T)(t-t_{ESR})} + D_{1;3} e^{2W_T(t-t_{ESR})} \quad (22c)$$

$$\dot{n}_8(t) = A_{6;8;2;4} e^{W_{ETC}(t-t_{ESR})} + \frac{W_{C\#}}{W_{C\#}} B_{6;8;2;4} e^{(W_E + W_T)(t-t_{ESR})} + D_{2;4} e^{2W_T(t-t_{ESR})} \quad (22d)$$

$$\dot{n}_9(t) = A_{9;10;1;2} e^{W_{ETC}(t-t_{ESR})} + B_{9;10;1;2} e^{(W_E + W_T)(t-t_{ESR})} + C_{1;2} e^{2W_T(t-t_{ESR})} \quad (22e)$$

$$\dot{n}_{10}(t) = A_{9;10;1;2} e^{W_{ETC}(t-t_{ESR})} + \frac{W_{C\#}}{W_{C\#}} B_{9;10;1;2} e^{(W_E + W_T)(t-t_{ESR})} + D_{1;2} e^{2W_T(t-t_{ESR})} \quad (22f)$$

$$\dot{n}_{11}(t) = A_{11;12;3;4} e^{W_{ETC}(t-t_{ESR})} + B_{11;12;3;4} e^{(W_E + W_T)(t-t_{ESR})} + C_{3;4} e^{2W_T(t-t_{ESR})} \quad (22g)$$

$$\dot{n}_{12}(t) = A_{11;12;3;4} e^{W_{ETC}(t-t_{ESR})} + \frac{W_{C\#}}{W_{C\#}} B_{11;12;3;4} e^{(W_E + W_T)(t-t_{ESR})} + D_{3;4} e^{2W_T(t-t_{ESR})}; \quad (22h)$$

where

$$W_{ETC} = W_E + W_T + W_{C\#} + W_{C\#} \quad (23a)$$

$$A_{i;j;k;l} = \frac{W_{C\#} n_i(t_{ESR}) - W_{C\#} n_j(t_{ESR})}{W_{C\#} + W_{C\#}} + \frac{W_T (W_{C\#} n_k(t_{ESR}) + W_{C\#} n_l(t_{ESR}))}{(W_{C\#} + W_{C\#})(W_E - W_T + W_{C\#} + W_{C\#})} \quad (23b)$$

$$B_{i;j;k;l} = \frac{W_{C\#}}{W_{C\#} + W_{C\#}} [n_i(t_{ESR}) - n_j(t_{ESR}) - \frac{W_T}{W_E - W_T} (n_k(t_{ESR}) + n_l(t_{ESR}))] \quad (23c)$$

$$C_{i;j} = \frac{W_T}{W_E - W_T} \frac{(W_E - W_T + W_{C\#}) n_i(t_{ESR}) + W_{C\#} n_j(t_{ESR})}{W_E - W_T + W_{C\#} + W_{C\#}} \quad (23d)$$

$$D_{i;j} = \frac{W_T}{W_E - W_T} \frac{W_{C\#} n_i(t_{ESR}) + (W_E - W_T + W_{C\#}) n_j(t_{ESR})}{W_E - W_T + W_{C\#} + W_{C\#}}; \quad (23e)$$

For times $t < t_{travel}$, the evolution of $\dot{n}_5(t)$ – $\dot{n}_{12}(t)$ are given by Eqs. (22) with $W_E = 0$. For times $t > t_{travel}$ these populations are given by Eqs. (22) with $t_{ESR} \rightarrow t_{travel}$.

In order to obtain the solution for $\dot{n}_{13}(t)$ – $\dot{n}_{16}(t)$, which corresponds to the situation in which both electrons are located in a channel, we rewrite the equations for \dot{n}_{13} – \dot{n}_{16} as

$$\dot{n}_{13} = W_T (n_5 + n_9) + W_{C\#} (n_{14} + n_{15}) - 2(W_E + W_{C\#}) n_{13} \quad (24a)$$

$$\dot{n}_{14} + \dot{n}_{15} = W_T (n_6 + n_7 + n_{10} + n_{11}) + 2W_{C\#} n_{13} - (2W_E + W_{C\#} + W_{C\#}) (n_{14} + n_{15}) + 2W_{C\#} n_{16} \quad (24b)$$

$$\dot{n}_{16} = W_T (n_8 + n_{12}) + W_{C\#} (n_{14} + n_{15}) - 2(W_E + W_{C\#}) n_{16} \quad (24c)$$

$$\dot{n}_{14} - \dot{n}_{15} = W_T (n_6 - n_7 + n_{10} - n_{11}) - (2W_E + W_{C\#} + W_{C\#}) (n_{14} - n_{15}); \quad (24d)$$

Eqs. (24) consist of 3 coupled equations (24a)–(24c) and a separate one, Eq. (24d). We first solve the latter and then the first three. In each case the solution is a combination of a homogeneous and a particular solution. Taking from

i	A_i	B_i	C_i
17	$\frac{W_E A_{5;7;1;3}}{W_E + 2W_C}$	$B_{5;7;1;3}$	$\frac{W_E}{W_T} C_{1;3}$
18	$\frac{W_E A_{6;8;2;4}}{W_E + 2W_C}$	$B_{6;8;2;4}$	$\frac{W_E}{W_T} C_{2;4}$
19	$\frac{W_E A_{5;7;1;3}}{W_E + 2W_C}$	$B_{5;7;1;3}$	$\frac{W_E}{W_T} D_{1;3}$
20	$\frac{W_E A_{6;8;2;4}}{W_E + 2W_C}$	$B_{6;8;2;4}$	$\frac{W_E}{W_T} D_{2;4}$
21	$\frac{W_E A_{9;10;1;2}}{W_E + 2W_C}$	$B_{9;10;1;2}$	$\frac{W_E}{W_T} C_{1;2}$
22	$\frac{W_E A_{9;10;1;2}}{W_E + 2W_C}$	$B_{9;10;1;2}$	$\frac{W_E}{W_T} D_{1;2}$
23	$\frac{W_E A_{11;12;3;4}}{W_E + 2W_C}$	$B_{11;12;3;4}$	$\frac{W_E}{W_T} C_{3;4}$
24	$\frac{W_E A_{11;12;3;4}}{W_E + 2W_C}$	$B_{11;12;3;4}$	$\frac{W_E}{W_T} D_{3;4}$

TABLE I: Coefficients A_i , B_i and C_i in Eqs. (26)

now onwards $W_C \neq W_C^{22}$ we obtain:

$$\begin{aligned}
 {}_{13}(t) = & E e^{2(W_E + W_C)(t t_{ESR})} + \frac{1}{2} F e^{2W_E(t t_{ESR})} - \frac{1}{2} F e^{2(W_E + 2W_C)(t t_{ESR})} \\
 & + H_{13} e^{(W_E + W_T + 2W_C)(t t_{ESR})} + K_{13} e^{(W_E + W_T)(t t_{ESR})} + L_{13} e^{2W_T(t t_{ESR})}
 \end{aligned} \quad (25a)$$

$$\begin{aligned}
 {}_{14}(t) = & E e^{2(W_E + W_C)(t t_{ESR})} + \frac{1}{2} F e^{2W_E(t t_{ESR})} + \frac{1}{2} F e^{2(W_E + 2W_C)(t t_{ESR})} \\
 & + H_{14} e^{(W_E + W_T + 2W_C)(t t_{ESR})} + K_{14} e^{(W_E + W_T)(t t_{ESR})} + L_{14} e^{2W_T(t t_{ESR})}
 \end{aligned} \quad (25b)$$

$$\begin{aligned}
 {}_{15}(t) = & E e^{2(W_E + W_C)(t t_{ESR})} + \frac{1}{2} F e^{2W_E(t t_{ESR})} + \frac{1}{2} F e^{2(W_E + 2W_C)(t t_{ESR})} \\
 & + H_{15} e^{(W_E + W_T + 2W_C)(t t_{ESR})} + K_{15} e^{(W_E + W_T)(t t_{ESR})} + L_{15} e^{2W_T(t t_{ESR})}
 \end{aligned} \quad (25c)$$

$$\begin{aligned}
 {}_{16}(t) = & E e^{2(W_E + W_C)(t t_{ESR})} + \frac{1}{2} F e^{2W_E(t t_{ESR})} - \frac{1}{2} F e^{2(W_E + 2W_C)(t t_{ESR})} \\
 & + H_{16} e^{(W_E + W_T + 2W_C)(t t_{ESR})} + K_{16} e^{(W_E + W_T)(t t_{ESR})} + L_{16} e^{2W_T(t t_{ESR})};
 \end{aligned} \quad (25d)$$

The coefficients in Eqs. (25) are given in Appendix B. Also here, ${}_{13}(t)$ – ${}_{16}(t)$ for times $t < t_{\text{travel}}$ are given by Eqs. (25) with $W_E = 0$, and for times $t > t_{\text{travel}}$ these populations are given by Eqs. (25) with $t_{ESR} \rightarrow t - t_{\text{travel}}$.

The solution of the next set, ${}_{17}(t)$ – ${}_{24}(t)$, corresponding to the states in which one electron is located in a dot while the other has reached a detector, is given by

$$\begin{aligned}
 {}_i(t) = & A_i e^{(W_E + W_T + 2W_C)(t t_{\text{travel}})} - B_i e^{(W_E + W_T)(t t_{\text{travel}})} - C_i e^{2W_T(t t_{\text{travel}})} + \\
 & [{}_i(t_{\text{travel}}) - A_i + B_i + C_i] e^{W_T(t t_{\text{travel}})} \quad \text{for } i \in \{17, \dots, 24\}; \quad t > t_{\text{travel}}
 \end{aligned} \quad (26)$$

and ${}_i(t) = 0$ for $t < t_{\text{travel}}$. The coefficients A_i , B_i and C_i in Eqs. (26) are given in Table I. Next, we solve for ${}_{25}(t)$ – ${}_{32}(t)$, the states in which one spin has reached a detector, while the other is still in a channel, in the pairs ${}_i(t)$ & ${}_j(t)$ 2 f ${}_{25}(t)$ & ${}_{26}(t)$, ${}_{27}(t)$ & ${}_{28}(t)$, ${}_{29}(t)$ & ${}_{31}(t)$, and ${}_{30}(t)$ & ${}_{32}(t)$ g, see Eqs. (18). For each pair the

solution is given by, for times $t \geq t_{\text{travel}}$:

$$\begin{aligned} i(t) = & P_{i,j} e^{W_E(t-t_{\text{travel}})} + Q_{i,j} e^{(W_E+2W_C)(t-t_{\text{travel}})} + M_{i,1} e^{2(W_E+W_C)(t-t_{\text{travel}})} + \\ & M_{i,2} e^{2W_E(t-t_{\text{travel}})} + M_{i,3} e^{2(W_E+2W_C)(t-t_{\text{travel}})} + M_{i,4} e^{(W_E+W_T+2W_C)(t-t_{\text{travel}})} + \\ & M_{i,5} e^{(W_E+W_T)(t-t_{\text{travel}})} + M_{i,6} e^{2W_T(t-t_{\text{travel}})} + M_{i,7} e^{W_T(t-t_{\text{travel}})} \end{aligned} \quad (27a)$$

$$\begin{aligned} j(t) = & P_{j,i} e^{W_E(t-t_{\text{travel}})} + Q_{j,i} e^{(W_E+2W_C)(t-t_{\text{travel}})} + M_{j,1} e^{2(W_E+W_C)(t-t_{\text{travel}})} + \\ & M_{j,2} e^{2W_E(t-t_{\text{travel}})} + M_{j,3} e^{2(W_E+2W_C)(t-t_{\text{travel}})} + M_{j,4} e^{(W_E+W_T+2W_C)(t-t_{\text{travel}})} + \\ & M_{j,5} e^{(W_E+W_T)(t-t_{\text{travel}})} + M_{j,6} e^{2W_T(t-t_{\text{travel}})} + M_{j,7} e^{W_T(t-t_{\text{travel}})}; \end{aligned} \quad (27b)$$

and $i(t) = j(t) = 0$ for $t < t_{\text{travel}}$. The coefficients $P_{i,j}$, $Q_{i,j}$ and $M_{i,1} :: M_{i,7}$ for $i, j \in \{1, 2, \dots, 32\}$ are given in Appendix B.

Finally, we obtain the time evolution of the states $\rho_{33}(t)$ and $\rho_{36}(t)$ in which both electrons have reached an exit. This is given by, for times $t \geq t_{\text{travel}}$,

$$\begin{aligned} j(t) = & W_E \frac{P_{m,p} + P_{n,q}}{W_E} e^{W_E(t-t_{\text{travel}})} + \frac{Q_{m,p} + Q_{n,q}}{W_E + 2W_C} e^{(W_E+2W_C)(t-t_{\text{travel}})} \\ & + \frac{M_{m,1} + M_{n,1}}{2(W_E + W_C)} e^{2(W_E+W_C)(t-t_{\text{travel}})} + \frac{M_{m,2} + M_{n,2}}{2W_E} e^{2W_E(t-t_{\text{travel}})} \\ & + \frac{M_{m,3} + M_{n,3}}{2(W_E + 2W_C)} e^{2(W_E+2W_C)(t-t_{\text{travel}})} + \frac{M_{m,4} + M_{n,4}}{W_E + W_T + 2W_C} e^{(W_E+W_T+2W_C)(t-t_{\text{travel}})} \\ & + \frac{M_{m,5} + M_{n,5}}{W_E + W_T} e^{(W_E+W_T)(t-t_{\text{travel}})} + \frac{M_{m,6} + M_{n,6}}{2W_T} e^{2W_T(t-t_{\text{travel}})} \\ & + \frac{M_{m,7} + M_{n,7}}{W_T} e^{W_T(t-t_{\text{travel}})} \\ & + W_E (\text{sum of all previous coefficients, so } \frac{P_{m,p} + P_{n,q}}{W_E} + \frac{Q_{m,p} + Q_{n,q}}{W_E + 2W_C} + \dots) \end{aligned} \quad (28)$$

for

$$(j; m; n; p; q) \in \{(33; 25; 29; 26; 31); (34; 26; 30; 25; 32); (35; 27; 31; 28; 29); (36; 28; 32; 27; 30)\}.$$

Special case. In order to illustrate the solution (28), we now derive explicit expressions for $\rho_{33}(t)$ and $\rho_{34}(t)$, the probabilities that a spin-up is detected in the left detector and resp. a spin-up or a spin-down in the right detector, for the special case of $\gamma = 0$ (no decoherence in the dots) and $W_{C\#} = W_{C\#} = 0$ (no relaxation in the channel). This corresponds to the situation in which the time evolution occurs in the absence of any decoherence and dissipation mechanisms in the dots and channels and only depends on W_T , the tunnel rate from dot to channel, and W_E , the tunnel rate from channel to exit.

We are interested in finding $\rho_{33}(t)$ and $\rho_{34}(t)$ for times $t \geq t_{\text{travel}}$ [since $\rho_{33}(t) = \rho_{34}(t) = 0$ for $t < t_{\text{travel}}$]. To that end, we first calculate $j(t_{\text{travel}})$ for $j = 1, 6$ from Eqs. (21), (22) and (25) and then all coefficients entering the expressions for $\rho_{33}(t)$ and $\rho_{34}(t)$ in Eqs. (28).

For $x_1(t_{\text{travel}}) - x_{16}(t_{\text{travel}})$ we then obtain:

$$x_1(t_{\text{travel}}) - x_4(t_{\text{travel}}) = x_1(t_{\text{ESR}}) e^{2W_T(t_{\text{travel}} - t_{\text{ESR}})} \quad (29a)$$

$$x_2(t_{\text{travel}}) - x_3(t_{\text{travel}}) = x_2(t_{\text{ESR}}) e^{2W_T(t_{\text{travel}} - t_{\text{ESR}})} \quad (29b)$$

$$x_i(t_{\text{travel}}) - x_1(t_{\text{ESR}}) e^{W_T(t_{\text{travel}} - t_{\text{ESR}})} (1 - e^{W_T(t_{\text{travel}} - t_{\text{ESR}})}) \quad i = 5, 8, 9, 12, g \quad (29c)$$

$$x_i(t_{\text{travel}}) - x_2(t_{\text{ESR}}) e^{W_T(t_{\text{travel}} - t_{\text{ESR}})} (1 - e^{W_T(t_{\text{travel}} - t_{\text{ESR}})}) \quad i = 2, f, 6, 7, 10, 11, g \quad (29d)$$

$$x_{13}(t_{\text{travel}}) - x_{16}(t_{\text{travel}}) = x_1(t_{\text{ESR}}) (1 - e^{W_T(t_{\text{travel}} - t_{\text{ESR}})})^2 \quad (29e)$$

$$x_{14}(t_{\text{travel}}) - x_{15}(t_{\text{travel}}) = x_2(t_{\text{ESR}}) (1 - e^{W_T(t_{\text{travel}} - t_{\text{ESR}})})^2: \quad (29f)$$

Eqs. (29) form the initial conditions that appear in the expressions for $x_{33}(t) - x_{36}(t)$ [Eqs. (28)]. We then find $x_{33}(t_{\text{travel}})$:

$$\begin{aligned} x_{33}(t) = & x_{13}(t_{\text{travel}}) \frac{2W_T}{W_E - W_T} x_5(t_{\text{travel}}) + \frac{W_T^2}{(W_E - W_T)^2} x_1(t_{\text{travel}}) e^{2W_E(t - t_{\text{travel}})} + \\ & 2 x_{13}(t_{\text{travel}}) \frac{2(W_E - W_T)}{W_E - W_T} x_5(t_{\text{travel}}) + \frac{2W_T}{W_E - W_T} x_1(t_{\text{travel}}) e^{W_E(t - t_{\text{travel}})} + \\ & \frac{2W_E}{W_E - W_T} x_5(t_{\text{travel}}) - \frac{W_T}{W_E - W_T} x_1(t_{\text{travel}}) e^{(W_E + W_T)(t - t_{\text{travel}})} \\ & \frac{2W_E}{W_E - W_T} (x_5(t_{\text{travel}}) + x_1(t_{\text{travel}})) e^{W_T(t - t_{\text{travel}})} + \\ & \frac{W_E^2}{(W_E - W_T)^2} x_1(t_{\text{travel}}) e^{2W_T(t - t_{\text{travel}})} + \\ & x_{13}(t_{\text{travel}}) + 2 x_5(t_{\text{travel}}) + x_1(t_{\text{travel}}) \end{aligned} \quad (30a)$$

$$\begin{aligned} x_{34}(t) = & x_{14}(t_{\text{travel}}) \frac{2W_T}{W_E - W_T} x_6(t_{\text{travel}}) + \frac{W_T^2}{(W_E - W_T)^2} x_2(t_{\text{travel}}) e^{2W_E(t - t_{\text{travel}})} + \\ & 2 x_{14}(t_{\text{travel}}) \frac{2(W_E - W_T)}{W_E - W_T} x_6(t_{\text{travel}}) + \frac{2W_T}{W_E - W_T} x_2(t_{\text{travel}}) e^{W_E(t - t_{\text{travel}})} + \\ & \frac{2W_E}{W_E - W_T} x_6(t_{\text{travel}}) - \frac{W_T}{W_E - W_T} x_2(t_{\text{travel}}) e^{(W_E + W_T)(t - t_{\text{travel}})} \\ & \frac{2W_E}{W_E - W_T} (x_6(t_{\text{travel}}) + x_2(t_{\text{travel}})) e^{W_T(t - t_{\text{travel}})} + \\ & \frac{W_E^2}{(W_E - W_T)^2} x_2(t_{\text{travel}}) e^{2W_T(t - t_{\text{travel}})} + \\ & x_{14}(t_{\text{travel}}) + 2 x_6(t_{\text{travel}}) + x_2(t_{\text{travel}}): \end{aligned} \quad (30b)$$

One can see directly from Eqs. (30) that the time dependence of x_{33} and x_{34} is determined by five exponential functions, whose relative magnitude depends on the ratio between W_E and W_T . This is illustrated in Fig. 3, which shows Eqs. (30) as a function of $t - t_{\text{travel}}$ for various rates W_E and W_T . For $W_T \ll W_E$ the time needed to reach the stationary state (the average detection time) is dominated by the term $e^{W_T(t - t_{\text{travel}})}$, whereas for $W_T \gg W_E$ the terms $e^{2W_E(t - t_{\text{travel}})}$, $e^{(W_E + W_T)(t - t_{\text{travel}})}$ and $e^{2W_T(t - t_{\text{travel}})}$ dominate.

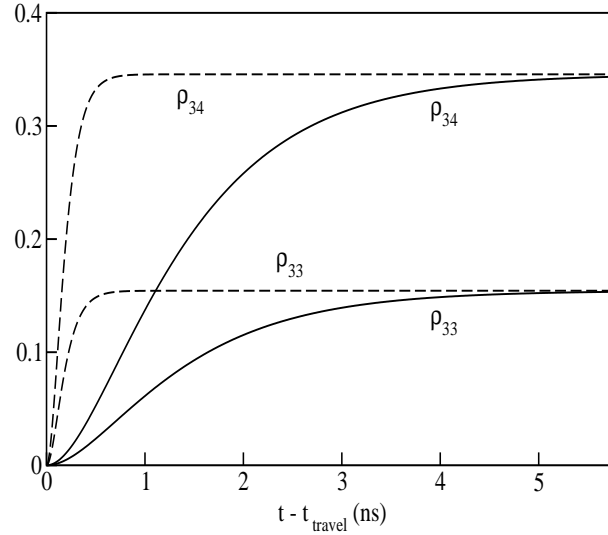


FIG. 3: The probabilities ρ_{33} to measure two spin-up electrons and ρ_{34} to measure a spin-up and a spin-down electron in the left and right exits resp. for times $t - t_{\text{travel}}$. Parameters used are $\gamma_1 = \gamma_2 = 2$, $\gamma_3 = \gamma_4 = 8$ [so that $\gamma_1(t_{\text{ESR}}) = 0.154$ and $\gamma_2(t_{\text{ESR}}) = 0.346$], $t_{\text{travel}} - t_{\text{ESR}} = 0.1$ ns, $W_E = 10^{10} \text{ s}^{-1}$ and $W_T = 10^9 \text{ s}^{-1}$ ($9.9 \cdot 10^9 \text{ s}^{-1}$) for the solid (dashed) curves.

IV. CONCLUSION

In summary, we have presented an analytical solution of a set of coupled master equations that describe the time evolution of an entangled electron spin pair which can occupy 36 different quantum states in a double quantum dot nanostructure. Our method of solving these equations is based on separating the time evolution in three parts, namely two coherent rotations of the electron spins in the isolated quantum dots and the subsequent travel of the electrons through two quantum channels. As a result of this separation, the total number of master equations is split into various closed subsets of coupled equations. Our analytical solution is the first of its kind for a large set of coupled master equations and the same method can be used to study and predict the quantum evolution of other quantum systems which are described by a large set of quantum states. This type of analysis complements numerical approaches to study the dynamic evolution of complex quantum systems and allows to obtain qualitative insight in the competition between time scales in these systems.

Acknowledgments

Stimulating discussions with D. P. DiVincenzo are gratefully acknowledged. This work has been supported by the Stichting voor Fundamenteel Onderzoek der Materie (FOM), by the Netherlands Organisation for Scientific Research (NWO) and by the EU's Human Potential Research Network under contract No. HPRN-CT-2002-00309 (QUACS).

APPENDIX A : SOLUTION OF EQS. (8a)–(8i)

Using the substitution Eqs. (10), Eqs. (8a)–(8i) transform into:

$$\underline{x}_1 = (W_{D\#} + W_{D\#})x_1 - Lx_5 + W_{D\#}e^t \quad (\text{A } 1\text{a})$$

$$\underline{x}_5 = -Lx_1 - \frac{L}{2}e^t \quad (\text{A } 1\text{b})$$

$$\underline{x}_2 = (W_{D\#} + W_{D\#})x_2 - Lx_4 + W_{D\#}e^t \quad (\text{A } 1\text{c})$$

$$\underline{x}_4 = -Lx_2 - \frac{L}{2}e^t \quad (\text{A } 1\text{d})$$

$$\underline{x}_3 = (2W_{D\#} + 2W_{D\#})x_3 - Lx_6 - Lx_7 + 2W_{D\#}e^t + (W_{D\#} - W_{D\#})(x_1 + x_2) \quad (\text{A } 1\text{e})$$

$$\underline{x}_6 = -Lx_3 + 2 - Lx_8 + \frac{L}{2}e^t - LZ \quad (\text{A } 1\text{f})$$

$$\underline{x}_7 = -Lx_3 + 2 - Lx_8 + \frac{L}{2}e^t - LZ \quad (\text{A } 1\text{g})$$

$$\underline{x}_8 = -\frac{L}{2}x_6 - \frac{L}{2}x_7; \quad (\text{A } 1\text{h})$$

with $Z = \text{Re}[\gamma_{1,4}(0) + \gamma_{2,3}(0)]$. In deriving Eqs. (A 1) we have used that

$$\gamma_4 = 1 - \gamma_1 - \gamma_2 - \gamma_3$$

$$\text{Re}\gamma_{2,3} = \text{Re}\gamma_{1,4} + Ze^t :$$

Equations. (A 1) consist of three sets of coupled equations, (A 1a)–(A 1b), (A 1c)–(A 1d) and (A 1e)–(A 1h). The solution of the first two sets is given by:

$$x_1(t) = \frac{(W_{D\#} + W_{D\#})(x_1(0) - A_1) + 2 - L(x_5(0) - A_2)}{2} \sin t + (x_1(0) - A_1) \cos t] e^{\frac{1}{2}(W_{D\#} + W_{D\#})t} + A_1 e^t \quad (\text{A } 2\text{a})$$

$$x_5(t) = \frac{2 - L(x_1(0) - A_1) + (W_{D\#} + W_{D\#})(x_5(0) - A_2)}{2} \sin t + (x_5(0) - A_2) \cos t] e^{\frac{1}{2}(W_{D\#} + W_{D\#})t} + A_2 e^t \quad (\text{A } 2\text{b})$$

$$x_2(t) = \frac{(W_{D\#} + W_{D\#})(x_2(0) - A_3) + 2 - L(x_4(0) - A_4)}{2} \sin t + (x_2(0) - A_3) \cos t] e^{\frac{1}{2}(W_{D\#} + W_{D\#})t} + A_3 e^t \quad (\text{A } 2\text{c})$$

$$x_4(t) = \frac{2 - L(x_2(0) - A_3) + (W_{D\#} + W_{D\#})(x_4(0) - A_4)}{2} \sin t + (x_4(0) - A_4) \cos t] e^{\frac{1}{2}(W_{D\#} + W_{D\#})t} + A_4 e^t \quad (\text{A } 2\text{d})$$

with

$$= \frac{1}{2} \frac{4 \frac{\omega_L^2}{2} (W_{D''\#} + W_{D\#''})^2}{\omega_L^2} \quad (\text{A } 3\text{a})$$

$$= \frac{1}{2} \frac{4 \frac{\omega_L^2}{2} (W_{D''\#} + W_{D\#''})^2}{\omega_L^2} \quad (\text{A } 3\text{b})$$

$$A_1 = \frac{\frac{\omega_L^2}{2} + 2 W_{D''\#}}{2 (\frac{\omega_L^2}{2} + (W_{D''\#} + W_{D\#''}))} \quad (\text{A } 3\text{c})$$

$$A_2 = \frac{\frac{\omega_L}{2} (W_{D''\#} - W_{D\#''})}{2 (\frac{\omega_L^2}{2} + (W_{D''\#} + W_{D\#''}))} \quad (\text{A } 3\text{d})$$

$$A_3 = \frac{\frac{\omega_L^2}{2} + 2 W_{D''\#}}{2 (\frac{\omega_L^2}{2} + (W_{D''\#} + W_{D\#''}))} \quad (\text{A } 3\text{e})$$

$$A_4 = \frac{\frac{\omega_L}{2} (W_{D''\#} - W_{D\#''})}{2 (\frac{\omega_L^2}{2} + (W_{D''\#} + W_{D\#''}))} : \quad (\text{A } 3\text{f})$$

So far no approximations have been made, apart from assuming the decoherence rate to be equal for all off-diagonal terms of the density matrix [Eqs. (8)]. In order to obtain the solution of the remaining equations (A 1e)-(A 1h) we assume $\omega_L = 0$ (no influence of the ESR field on the spin in the right dot) and $W_{D''\#} = W_{D\#''} = 0^{23}$ and find²⁴:

$$x_3(t) = \frac{x_3(0) \frac{1}{2} + 2 \omega_L x_7(0)}{2 \tilde{\omega}} \sin \tilde{\omega} t + (x_3(0) - \frac{1}{2}) \cos \tilde{\omega} t e^{-\tilde{\omega} t} + \frac{1}{2} e^t \quad (\text{A } 4\text{a})$$

$$x_6(t) = x_6(0) \cos \omega_L t + (2x_8(0) - Z) \sin \omega_L t \quad (\text{A } 4\text{b})$$

$$x_7(t) = \frac{2 \omega_L x_3(0) - \frac{1}{2} x_7(0)}{2 \tilde{\omega}} \sin \tilde{\omega} t + x_7(0) \cos \tilde{\omega} t e^{-\tilde{\omega} t} \quad (\text{A } 4\text{c})$$

$$x_8(t) = \frac{1}{2} [x_6(0) \sin \omega_L t + (2x_8(0) - Z) \cos \omega_L t + Z]; \quad (\text{A } 4\text{d})$$

$$\text{with } \tilde{\omega} = \frac{1}{2} \frac{\omega_L^2}{4 \frac{\omega_L^2}{2} + 2}.$$

APPENDIX B: COEFFICIENTS OF EQS. (25) AND (27)

The coefficients in Eqs. (25) are given by:

$$\begin{aligned}
E &= \frac{{}_{13}(t_{\text{E SR}}) + {}_{16}(t_{\text{E SR}}) + H_{13} \quad H_{16} + K_{13} \quad K_{16} + L_{13} \quad L_{16}}{2} \\
E' &= \frac{{}_{14}(t_{\text{E SR}}) \quad {}_{15}(t_{\text{E SR}}) \quad H_{14} + H_{15} \quad K_{14} + K_{15} \quad L_{14} + L_{15}}{2} \\
F &= \frac{{}_{13}(t_{\text{E SR}}) + {}_{14}(t_{\text{E SR}}) + {}_{15}(t_{\text{E SR}}) + {}_{16}(t_{\text{E SR}}) \quad 2(K_{14} + K_{15}) \quad L_{13} \quad L_{14} \quad L_{15} \quad L_{16}}{2} \\
F' &= \frac{{}_{13}(t_{\text{E SR}}) + {}_{14}(t_{\text{E SR}}) + {}_{15}(t_{\text{E SR}}) \quad {}_{16}(t_{\text{E SR}}) \quad 2(H_{14} + H_{15}) + L_{13} \quad L_{14} \quad L_{15} + L_{16}}{2} \\
H_{13} &= \frac{W_T (W_E \quad W_T + W_C) (A_{5;7;1;3} + A_{9;10;1;2}) + W_C (A_{6;8;2;4} + A_{11;12;3;4})}{(W_E \quad W_T) (W_E \quad W_T + 2W_C)} \\
H_{14} &= \frac{W_T W_C (A_{5;7;1;3} \quad A_{11;12;3;4}) + (W_E \quad W_T + W_C) (A_{6;8;2;4} \quad A_{9;10;1;2})}{(W_E \quad W_T) (W_E \quad W_T + 2W_C)} \\
H_{15} &= H_{14} [(5;7;1;3) \$ (6;8;2;4); (9;10;1;2) \$ (11;12;3;4)] \\
H_{16} &= H_{13} [(5;7;1;3) \$ (6;8;2;4); (9;10;1;2) \$ (11;12;3;4)] \\
K_{13} &= H_{13} (A ! B) \tag{B1} \\
K_{14} &= \frac{W_T W_C (B_{5;7;1;3} + B_{11;12;3;4}) + (W_E \quad W_T + W_C) (B_{6;8;2;4} + B_{9;10;1;2})}{(W_E \quad W_T) (W_E \quad W_T + 2W_C)} \\
K_{15} &= K_{14} [(5;7;1;3) \$ (6;8;2;4); (9;10;1;2) \$ (11;12;3;4)] \\
K_{16} &= H_{16} (A ! B) \\
L_{13} &= W_T [(2(W_E \quad W_T + W_C)^2 \quad W_C^2) (C_{1;2} + C_{1;3}) + W_C^2 (D_{2;4} + D_{3;4}) + \\
&\quad W_C (W_E \quad W_T + W_C) (C_{2;4} + C_{3;4} + D_{1;2} + D_{1;3})] = \\
&\quad [4(W_E \quad W_T) (W_E \quad W_T + 2W_C) (W_E \quad W_T + W_C)] \\
L_{14} &= W_T W_C (W_E \quad W_T + W_C) (C_{1;2} + C_{1;3} + D_{2;4} + D_{3;4}) + 2(W_E \quad W_T + W_C)^2 (C_{2;4} + D_{1;2}) \\
&\quad + W_C^2 (C_{3;4} \quad C_{2;4} \quad D_{1;2} + D_{1;3}) = [4(W_E \quad W_T) (W_E \quad W_T + 2W_C) (W_E \quad W_T + W_C)] \\
L_{15} &= L_{14} (C_{2;4} \$ C_{3;4} ; D_{1;2} \$ D_{1;3}) \\
L_{16} &= L_{13} (C_{1;2} \$ D_{2;4} ; C_{1;3} \$ D_{3;4}) :
\end{aligned}$$

For (i,j)= (25,26) the coefficients in Eqs. (27) are given by

$$\begin{aligned}
 P_{25;26} &= P_{26;25} = \frac{1}{2} \sum_{k=1}^7 (M_{25;k} + M_{26;k}) \\
 Q_{25;26} &= Q_{26;25} = \frac{1}{2} \sum_{k=1}^7 (M_{25;k} - M_{26;k}) \\
 M_{25;1} &= \frac{(W_E + W_C)E + W_C \tilde{E}}{W_E + 2W_C} \\
 M_{26;1} &= M_{25;1} (E \leftrightarrow \tilde{E}) \\
 M_{25;2} &= M_{26;2} = \frac{1}{2} F \\
 M_{25;3} &= M_{26;3} = \frac{W_E}{2(W_E + 2W_C)} \tilde{F} \\
 M_{25;4} &= \frac{W_E [(W_T + W_C) (W_E + 2W_C) H_{13} - W_T A_{5;7;1;3}] + W_C (W_E + 2W_C) H_{14} - W_T A_{6;8;2;4}]}{W_T (W_E + 2W_C) (W_T + 2W_C)} \\
 M_{26;4} &= M_{25;4} (H_{13} \leftrightarrow H_{14}; A_{5;7;1;3} \leftrightarrow A_{6;8;2;4}) \\
 M_{25;5} &= \frac{(W_C - W_T) (W_E K_{13} - W_T B_{5;7;1;3}) + W_C (W_E K_{14} - W_T B_{6;8;2;4})}{W_T (W_T - 2W_C)} \\
 M_{26;5} &= M_{25;5} (K_{13} \leftrightarrow K_{14}; B_{5;7;1;3} \leftrightarrow B_{6;8;2;4}) \\
 M_{25;6} &= \frac{W_E [(W_E - 2W_T + W_C) (L_{13} - C_{1;3}) + W_C (L_{14} - C_{2;4})]}{(W_E - 2W_T + 2W_C) (W_E - 2W_T)} \\
 M_{26;6} &= M_{25;6} (L_{13} \leftrightarrow L_{14}; C_{1;3} \leftrightarrow C_{2;4}) \\
 M_{25;7} &= W_T [(W_E - W_T + W_C) (A_{17} + B_{17} + C_{17}) + W_C (A_{18} + B_{18} + C_{18})] = \\
 &\quad [(W_E - W_T + 2W_C) (W_E - W_T)] \\
 M_{26;7} &= M_{25;7} (17 \leftrightarrow 18):
 \end{aligned} \tag{B 2}$$

The coefficients in Eqs. (27) for (i,j)= (27,28), (29,31) and (30,32) are obtained from Eqs. (B 2) by replacing indices as given in Table II.

(27,28)	(29,31)	(30,32)
$25 ! 28$	$25 ! 29$	$25 ! 32$
$26 ! 27$	$26 ! 31$	$26 ! 30$
$13 ! 16$		$13 ! 16$
$14 ! 15$	$14 ! 15$	
$17 ! 20$	$17 ! 21$	$17 ! 24$
$18 ! 19$	$18 ! 23$	$18 ! 22$
$E \$ E$		$E \$ E$
$\tilde{E} \$ \tilde{E}$	$\tilde{E} \$ \tilde{E}$	
$A_{5;7;1;3} \$ A_{6;8;2;4}$	$(5,7,1,3) ! (9,10,1,2)$	$A_{5;7;1;3} ! A_{11;12;3;4}$
$B_{5;7;1;3} \$ B_{6;8;2;4}$		$B_{5;7;1;3} ! B_{11;12;3;4}$
	$(6,8,2,4) ! (11,12,3,4)$	$A_{6;8;2;4} ! A_{9;10;1;2}$
		$B_{6;8;2;4} ! B_{9;10;1;2}$
$C_{1;3} ! D_{2;4}$	$C_{1;3} ! C_{1;2}$	$C_{1;3} ! D_{3;4}$
$C_{2;4} ! D_{1;3}$	$C_{2;4} ! C_{3;4}$	$C_{2;4} ! D_{1;2} .$

TABLE II: Required substitution of indices and coefficients in Eqs. (27) in order to obtain the corresponding coefficients for $\phi_i(t)$ & $\phi_j(t)$ with $(i;j) \in \{(27;28); (29;31); (30;32)\}$

.

- ¹ See e.g. K. Blum, *Density Matrix Theory and Applications*, (Plenum, New York, 1996) and references therein.
- ² P. Meystre and M. Sargent, *Elements of Quantum Optics*, (Springer, New York, 1999).
- ³ Y. Makhlin, G. Schon, and A. Shnirman, *Rev. Mod. Phys.* 73, 357 (2001).
- ⁴ Reference 2, Chapter 14.
- ⁵ H.-A. Engel and D. Loss, *Phys. Rev. Lett.* 86, 4648 (2001); *ibid.*, *Phys. Rev. B* 65, 195321 (2002); S.A. Gurvitz, L. Fedichkin, D. Mazyrsky, and J.P. Bernan, *Phys. Rev. Lett.* 91, 066801 (2003) and references therein.
- ⁶ See e.g. D. Saraga and D. Loss, *Phys. Rev. Lett.* 90, 166803 (2003).
- ⁷ See e.g. J.M. Raimond, M. Brune, and S. Haroche, *Rev. Mod. Phys.* 73, 565 (2001).
- ⁸ Condensed matter systems such as the one considered here are particularly strongly affected by decoherence due to the strong interaction between the system and its environment. But decoherence and dissipation are also relevant for other quantum systems which may serve as qubits, such as cold atoms (see e.g. C.F. Roos et al., *Phys. Rev. Lett.* 92, 220402 (2004)).
- ⁹ M. Blauberger and D.P. DiVincenzo, cond-mat/0502060, to appear in *Phys. Rev. Lett.* (2005).
- ¹⁰ For a review on quantum dots see L.P. Kouwenhoven et al., in *Proceedings of the Advanced Study Institute on Mesoscopic Electron Transport*, edited by L.P. Kouwenhoven, G. Schon, and L.L. Sohn (Kluwer, Dordrecht, 1997).
- ¹¹ Controlling the number of electrons in a lateral quantum dot down to one or zero has recently been achieved, see M. Ciorga, A.S. Sachrajda, P. Hawrylak, C. Gould, P. Zawadzki, S. Jullian, Y. Feng, and Z. Wasilewski, *Phys. Rev. B* 61, R16315 (2000); J.M. Elzerman, R. Hanson, J.S. Greidanus, L.H. Willems van Beveren, S. De Franceschi, L.M.K. Vandersypen, S. Tarucha, and L.P. Kouwenhoven, *Phys. Rev. B* 67, 161308 (2003); R.M. Potok, J.A. Folk, C.M. Marcus, V. Umansky, M. Hanson, and A.C. Gossard, *Phys. Rev. Lett.* 91, 016802 (2003).
- ¹² Up to parallel magnetic fields of at least 12 T the singlet state is the ground state of a doubly-occupied quantum dot, see R. Hanson, L.M.K. Vandersypen, L.H. Willems van Beveren, J.M. Elzerman, I.T. Vink, and L.P. Kouwenhoven, *Phys. Rev. B* 70, 241304 (2004).
- ¹³ R.M. Potok, J.A. Folk, C.M. Marcus, and V. Umansky, *Phys. Rev. Lett.* 89, 266602 (2002).
- ¹⁴ V.N. Golovach, A.E. Khaetskii and D. Loss, *Phys. Rev. B* 69, 245327 (2004) and references therein.
- ¹⁵ See Sec. II C in H.-A. Engel and D. Loss, *Phys. Rev. B* 65, 195321 (2002).
- ¹⁶ For the same reason tunneling of an electron from dot to channel—which is an incoherent process and may involve inelastic scattering from one orbital to another—does not affect the spin coherence of the entangled pair.
- ¹⁷ Assuming the same decoherence rate for both dots is not a crucial assumption and Eqs. (8) can straightforwardly be solved for different decoherence rates in the left and right dot. The resulting solution is qualitatively of the same form as Eqs. (9) and (10), with only more lengthy expressions.
- ¹⁸ The RWA approximation² is not essential and one can solve Eqs. (8) without it, which results in a solution that is qualitatively similar. Since $t_1 \gg 1$ in our system⁹, where t_1 is the time required to rotate one spin, the RWA is an excellent approximation in practice.
- ¹⁹ J.M. Elzerman, R. Hanson, L.H. Willems van Beveren, B. Witkamp, L.M.K. Vandersypen, and L.P. Kouwenhoven, *Nature* 430, 431 (2004).
- ²⁰ V. Cerletti, O. Gywat and D. Loss, cond-mat/0411235.
- ²¹ R. Deblock, E. Onac, L. Gurevich and L.P. Kouwenhoven, *Science* 301, 203 (2003).

²² See the calculation of $W_{C''\#}$ and $W_{C\#\prime}$ in Ref.⁹.

²³ For the general case the expressions are rather lengthy, but not qualitatively different.

²⁴ The solutions for $x_6(t)$ and $x_8(t)$ given here are valid for $L = 0$, i.e. assuming the W 's to be zero is not necessary.