

Pseudospin Quantum Computation in Semiconductor Nanostructures

V. W. Scarola, K. Park, and S. Das Sarma

Condensed Matter Theory Center, Department of Physics, University of Maryland, College Park, MD 20742-4111
(January 3, 2002)

We theoretically show that spontaneously interlayer-coherent vertically coupled bilayer quantum Hall droplets should allow robust and fault-tolerant pseudospin quantum computation in semiconductor nanostructures with voltage-tuned external gates providing qubit control and a quantum Ising Hamiltonian providing qubit entanglement. Using a spin-boson model we estimate decoherence to be small ($\sim 10^{-5}$).

PACS numbers:

Among the stringent requirements for viable quantum computer architectures are robust (i.e. relatively decoherence-free) and scalable qubits (i.e. quantum two-level systems) allowing single- and two-qubit operations necessary for quantum computation [1]. The scalability requirement makes semiconductor nanostructure based quantum computer architectures particularly attractive, and two spin-based semiconductor quantum computer architectures, one using electron spins in GaAs quantum dots [2] and the other using Si donor spin states [3], have attracted considerable attention. The proposed advantage of solid state spin quantum computation over the corresponding charge or orbital state quantum computation is the long decoherence time for spin states (s or longer at low temperatures) compared with orbital states (ps or less) allowing, at least in principle, robust quantum computation using spin qubits in semiconductor nanostructures. A very serious problem in solid state spin quantum computation is, however, the measurement of single spin states crucial for the quantum computation read-out. (There is no known solid state experimental technique for measuring a single spin, i.e. one Bohr magneton, and a great deal of experimental activity is currently being focused on measuring a single spin in semiconductor structures.) In this letter we theoretically establish the practical possibility of a novel pseudospin quantum computation in semiconductor nanostructures which synergetically combines the robustness of spins (i.e. long decoherence time) with the ease of qubit-specific measurement of charge states by using mesoscopic "coherent" charge states in quantum Hall droplets [4,5].

Quantum Hall systems offer well studied mesoscopic quantum states with the potential for dynamic manipulation with long dephasing times. Surprisingly little work has gone into exploring the possibility of engineering quantum Hall states for the purpose of quantum computation. Recently, Yang, et al. [4] have made a practical proposal for a quantum Hall two-level system using two vertically coupled quantum dots in a large magnetic field, a system which is currently the subject of intense experimental study [6]. In these systems the layer degree of

freedom acts as a pseudospin, controllable through external gates. The incompressibility of the finite size quantum Hall liquid preserves the integrity of the two-level system. In quantum computing architectures utilizing isolated charge degrees of freedom, i.e. one electron in a bilayer quantum dot, it is believed that phonons readily couple to the single particle degrees of freedom thereby dephasing the system. However, a coherent many-body system stabilized by a sizable, interaction generated gap is particularly insensitive to phonons, leading to very long pseudospin decoherence times in bulk bilayer quantum Hall systems [7]. These coherence times are believed to be limited by edge effects [8]. Even longer coherence times are expected in finite size systems where the gap to edge excitations can be quite large.

The mapping between layer index and pseudospin in these systems relies on the presence of spontaneous interlayer phase coherence [7]. Drawing upon the direct analogy between number fluctuations in the Cooper pair box experiment [9] and fluctuations in the layer degree of freedom in bilayer quantum Hall droplets (BQHDs) an even-odd effect in the Coulomb blockade spectra of BQHDs has been proposed [5] as a simple measure of spontaneous interlayer phase coherence (and hence the robustness) of the two-level system discussed in Ref. [5].

The remainder of this article will be concerned with entangling two BQHDs which, when isolated, demonstrate the even-odd effect independently. Establishing controllable entanglement is crucial to performing large scale quantum computing. We have considered several inter-qubit interactions including exchange, capacitive, and Coulomb coupling. Our primary result is that the Coulomb interaction offers a natural entangling mechanism, opening the possibility of large scale quantum computing using BQHDs. We find that, for weak coupling, the Coulomb interaction between two laterally separated BQHDs can be mapped onto a quantum Ising model with a tunable, effective magnetic field. This two-qubit Hamiltonian allows for relatively simple implementation of a controlled-NOT operation [10].

We begin by considering a set of two parabolically confined quantum dots vertically separated by a distance d

under a transverse magnetic field. The two dots will form a BQHD for appropriate magnetic fields and layer spacings. We further assume there to be a small, odd number of electrons distributed between the two droplets. In a large magnetic field the Coulomb interaction exhibits energy cusps at configurations corresponding to bulk, bilayer quantum Hall states. We focus our attention on the maximum density droplet (MDD) which is the mesoscopic realization of the bilayer quantum Hall state at $\nu_T = 1$.

The Hamiltonian for an isolated BQHD in the Fock-Darwin basis is:

$$H = H_0 + \hat{P} V_{\text{Coul}} \hat{P} \quad (1)$$

where $H_0 = \frac{1}{2} \hat{P} \frac{\hbar^2}{m^*} (\hat{L}_z^2 + 4\hat{L}_0^2) \hat{P} + \hat{L}_z$, with \hat{L}_z being the total angular momentum in the z -direction. Also, $\hbar\omega_c$ is the cyclotron frequency and $\hbar\omega_0$ parameterizes the parabolic confining potential. \hat{P} is the lowest Landau level (LLL) projection operator and V_{Coul} represents the usual Coulomb interaction between electrons:

$$\frac{V_{\text{Coul}}}{e^2} = \frac{1}{a} \sum_{i < j} \frac{1}{r_{ij}} + \sum_{k < l} \frac{1}{r_{kl}} + \sum_{i < j, k < l} \frac{1}{r_{ik}^2 + (d/a)^2}; \quad (2)$$

where ϵ is the GaAs dielectric constant, and r_{ij} is the lateral separation between the i -th and j -th electron. The natural unit of length is the modified magnetic length $a = \frac{1}{\omega_c} \sqrt{1 + 4\omega_0^2/\omega_c^2}$ which reduces to the planar magnetic length, $a = \sqrt{\hbar/m^*\omega_c}$, when the cyclotron energy is much larger than the confining potential energy. In the above we have used a pseudo-spin representation to describe the double layer system: \uparrow and \downarrow distinguish different layers. In general we define the pseudo-spin operator:

$$S = \frac{1}{2} \sum_m c_a^\dagger(m) \tilde{c}_b(m) - \text{ab} c_b(m); \quad (3)$$

where $c_a^\dagger (c_b)$ creates (annihilates) an electron in the layer a (b) with single particle angular momentum m . \hat{S}_z measures half the electron number difference between layers, and \hat{S}_x is associated with interlayer tunneling. We take the real spin to be fully polarized either because of the large Zeeman coupling or because of electron-electron repulsion, i.e. Hund's rule.

We diagonalize H in the basis of LLL single-particle eigenstates. In particular, we focus our attention on the part of the Hilbert space containing the MDD state. It was shown in Ref. [5] that, in the absence of tunneling, the two degenerate states with $S_z = \pm \frac{1}{2}$ are separated from states with different S_z by a large charging energy. These two states, labeled $\uparrow\uparrow$ and $\downarrow\downarrow$, form the qubit basis of our two-level pseudo-spin system.

Now consider a second BQHD along the x -axis at a distance R away from the first BQHD, as shown in Fig. 1. To avoid lateral tunneling we keep the distance between

the BQHDs larger than the diameter of the MDD which is the diameter of the largest Fock-Darwin orbital, roughly $2\sqrt{N}a$, where N is the total number of electrons in both BQHDs. Fig. 2 shows the density profile of two BQHDs containing a total of fourteen electrons as a function of lateral distance along the x -axis. The BQHDs are separated by a lateral distance $R = 10a$. To study the effect of inter-BQHD tunneling we have ignored the inter-BQHD Coulomb interaction in generating the density profiles shown in Fig. 2. This will maximize the the overlap between electrons in different BQHDs. From Fig. 2 we see that there is clearly very little overlap in density between different BQHDs. We conclude that the under parabolic confinement the Coulomb interaction, rather than lateral tunneling, will dominate the low energy dynamics at separations $R \gg 10a$.

To include the inter-BQHD Coulomb interaction we first note that for $R \gg a$ the low lying energy levels of the two BQHDs contain a set of four degenerate product states. For $R \gg 10a$ the Coulomb interaction between electrons in different BQHDs will favor the two pseudospin unpolarized states. We will verify, by direct calculation, that the inter-BQHD interaction energy can be made smaller than the intra-BQHD gap. We will consider a regime where the inter-BQHD interaction is too weak to produce intra-BQHD excitations, leaving the density unperturbed. Then, to a first approximation, we may take the basis states of the weakly interacting system of two BQHDs to be product states.

We now calculate the inter-BQHD interaction matrix between the four product states: $\uparrow\uparrow, \uparrow\downarrow, \downarrow\uparrow, \downarrow\downarrow$. First note that the Coulomb interaction does not flip pseudospin so that all off-diagonal matrix elements vanish. The four diagonal matrix elements do not vanish. The two unpolarized states and the two polarized states are degenerate. The inter-BQHD Coulomb interaction, within our restricted Hilbert space, therefore maps onto a classical Ising interaction:

$$H_I = \frac{J}{2} \sum_z \sigma_z^2 \quad (4)$$

where we define the exchange splitting to be:

$$J = \sum_{i,j} \langle \uparrow\downarrow | V(R; \mathbf{d}; \mathbf{r}_i; \mathbf{r}_j) | \uparrow\downarrow \rangle - \sum_{i,j} \langle \uparrow\uparrow | V(R; \mathbf{d}; \mathbf{r}_i; \mathbf{r}_j) | \uparrow\uparrow \rangle \quad (5)$$

where:

$$V(R; \mathbf{d}; \mathbf{r}_i; \mathbf{r}_j) = \frac{e^2}{\epsilon_0 a} \frac{1}{(x_i - x_j + R/a)^2 + (y_i - y_j)^2 + (d/a)^2}; \quad (6)$$

\mathbf{r} (r^0) indicates the radial vector in the x - y plane in the left (right) BQHD and ϵ_0 is the inter-BQHD dielectric

constant. Note that with this definition the Coulomb interaction will favor an antiferromagnetic interaction with $J > 0$. The states $|i\rangle$ and $|\#i\rangle$ are nontrivial, many-body eigenstates of the Coulomb interaction. It is convenient to write J in terms of the single particle eigenstates of the system :

$$J = \frac{1}{2} \int d^2r d^2r^0 [\hat{n}_\uparrow(r^0) - \hat{n}_\#(r^0)] \hat{V} [\hat{n}_\uparrow(r) - \hat{n}_\#(r)] \quad (7)$$

The matrix \hat{V} has elements $V_{11} = V_{22} = V(R; 0; r; r^0)$ and $V_{12} = V_{21} = V(R; d; r; r^0)$. The state described by the density spinor:

$$\hat{n}_\uparrow(r) = \sum_B \hat{T}_B(r) \quad (8)$$

has an excess electron in the top layer while $\hat{n}_\#$ has an excess electron in the bottom layer. $\hat{T}_B(r)$ is the density in the top (bottom) layer of a single BQHD, given by:

$$\hat{T}_{T,B}(r) = \sum_{f,g} \hat{A}_{fg} \hat{J}_f^2 \sum_{fm, g_{T,B}} \hat{J}_m(r) \hat{J}_m^2 \quad (9)$$

where the sum over f, g is over all possible configurations of the LLL, Fock-Darwin basis states $\psi_m(r)$ for the MDD. The sum over $fm, g_{T,B}$ is over all possible z -components of angular momentum, m , for the configuration. We obtain A from the ground states, $|i\rangle$ and $|\#i\rangle$. The ground states are expansions in single particle Slater determinants with coefficients A .

Fig. 3 plots J as a function of the inter-BQHD separation R for a total of 6, 10, and 14 electrons distributed between the two BQHDs with vertical spacing $d = a$. For large separations we find that J is appropriately smaller than the intra-BQHD edge excitation gap which is $0.04 \frac{e^2}{a}$ [5]. For large separations an odd number of electrons in a single BQHD in the MDD state can be thought of as a dipole where the layer with an excess electron acts as a single negative charge and the layer with a charge deficit acts as a positive charge. We have checked that $J \propto R^{-3}$ for $R > 25a$, confirming that the inter-BQHD interaction is dipolar at large distances.

We now allow for vertical tunneling between the layers of a single BQHD. The tunneling Hamiltonian can be written in terms of the pseudospin operator:

$$H_t = t \hat{S}_x; \quad (10)$$

where t is the single particle, interlayer tunneling gap. In the reduced Hilbert space, $|i\rangle$ and $|\#i\rangle$, of the i th BQHD we find [4,5]:

$$H_{\text{red}}^i = \frac{t}{2} \left(\hat{S}_x^i + \hat{S}_z^i \right); \quad (11)$$

In the limit of a small single-particle tunneling gap t , $\hat{S}_x = t \hat{n}_j \hat{S}_x^i |\#i\rangle$. Also, \hat{S}_z is the relative bias voltage between layers. \hat{S}_x is the renormalized tunneling gap

which is greatly enhanced from the single-particle tunneling gap, t , by the Coulomb interaction. H_{red} acts as an effective magnetic field pointing in the x - z plane. H_{red} will reorient the direction of the on-site pseudospin.

The system discussed here has the advantage of being scalable. One may consider a large number of BQHDs coupled via nearest neighbor interactions. Two geometries include a linear chain of closely spaced BQHDs or a planar, triangular lattice. The reduced Hamiltonian of a weakly coupled, many-BQHD system corresponds to a quantum Ising model:

$$H_{\text{total}} = \sum_i \left[\frac{t}{2} \left(\hat{S}_x^i + \hat{S}_z^i \right) \right] + \sum_{i,j} \frac{J_{ij}}{2} \hat{S}_z^i \hat{S}_z^j; \quad (12)$$

The above Hamiltonian should be particularly insensitive to long wavelength perturbations, such as phonons, because all but the \hat{S}_z term are derived from the Coulomb interaction which has a length scale a and is independent of the center of mass coordinates. This suggests that fluctuations in the gating potentials, \hat{S}_z , will be the largest source of decoherence. The second sum in H_{total} is effectively nearest neighbor due to the steep decrease in J for small R . Note that due to the finite droplet size, J shows dipolar behavior only for $R > 25a$. We expect the inter-BQHD distance to be $R \approx 10a$ for suitable operation. The next nearest neighboring BQHD will be at a distance of $R \approx 20a$ which sees an effective exchange splitting $J \approx 0.5$ eV for $B = 9T$. This is suitably smaller than any error threshold given that we have not considered effects such as finite layer thickness and screening of the inter-BQHD interaction due to metallic gates, which both significantly reduce the strength of the Coulomb interaction.

To perform a quantum logic operation the parameters in H_{total} need to be tunable. First, \hat{S}_z may be adjusted by applying a gating bias to each BQHD. Second, \hat{S}_x can be tuned by changing t through an in-plane magnetic field or a gating mechanism which may tune the interlayer barrier height. And third we must be able to control J . To this end we consider two different ways to alter J with interstitial screening. The first possibility is to place a third BQHD between the original two BQHDs. The inter-BQHD interaction can be turned on and off by placing an even or odd number of electrons in the intermediate BQHD or by depleting it completely. The parameter J may also be tuned by leaving some residual electron gas between adjacent BQHDs. Adding electrons will screen the inter-BQHD interaction, reducing J .

Finally, we consider the important issue of qubit robustness by showing the long pseudospin coherence time in BQHD systems. The main coupling of the pseudospin to the environment is similar to the corresponding Cooper pair box problem [10], through voltage fluctuations, V , (e.g. in the gating potential) leading to the standard spin-boson decoherence for a single qubit:

$$H_{\text{red}} = \frac{1}{2} \alpha_x x^2 + \frac{1}{2} \alpha_z z^2 + e V_z; \quad (13)$$

where α is a dimensionless parameter related to the qubit and gate capacitances. Following standard spin-boson techniques [10], the voltage fluctuations due to an external impedance can be modeled by a harmonic oscillator bath, leading to an equivalent mapping of our pseudospin decoherence problem to the corresponding Cooper pair box decoherence [9,10] problem. This then leads, after some straightforward algebra, to the following low temperature estimate for the decoherence factor, which is the ratio of the dephasing rate to the elementary logic operation rate:

$$\Gamma = \frac{2}{R_K} \frac{4R_v}{R_K} = \frac{C_g}{2C_g + C_d} \frac{2}{R_K} \frac{4R_v}{R_K}; \quad (14)$$

where C_g and C_d are the gate and quantum dot capacitances, respectively; R_v ($\sim 50 \Omega$) is the typical impedance of the voltage circuits, and $R_K = h/e^2$. Using results from Ref. [5] to estimate the dot capacitance and reasonable values for the gate capacitance we get $\sim 10^{-5}$, establishing that robust fault-tolerant quantum computation should be possible in pseudospin quantum Hall systems. Although voltage fluctuations are likely to be the dominant decoherence mechanism on our proposed BQHD qubit, there are other possible dephasing channels (e.g. 1/f noise associated with charge fluctuations [11]) which should be considered in the future.

This work is supported by ARDA.

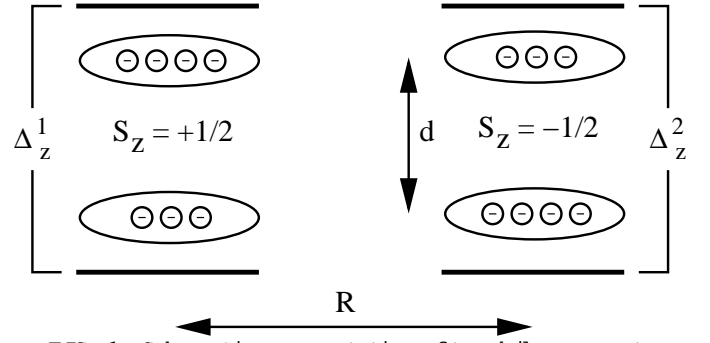


FIG. 1. Schematic representation of two bilayer quantum Hall droplets separated by a center-to-center distance R . Individual droplets are vertically separated by a distance d . The left set of droplets has one extra electron in the top layer giving it a net pseudospin, $S_z = +1/2$. The right set of droplets has pseudospin $S_z = -1/2$. This configuration corresponds to the basis state $|j=1, m=0\rangle$. Δ_z^1 and Δ_z^2 are the relative bias voltages between the layers in the left and right set of droplets, respectively.

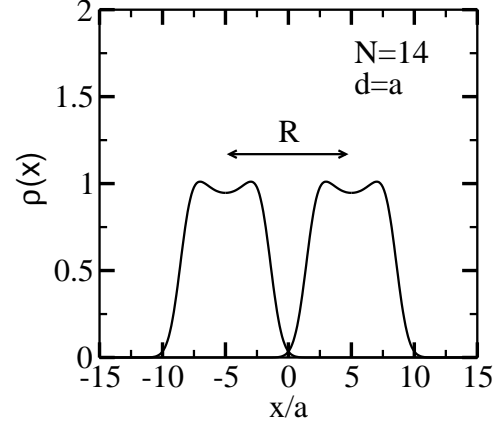
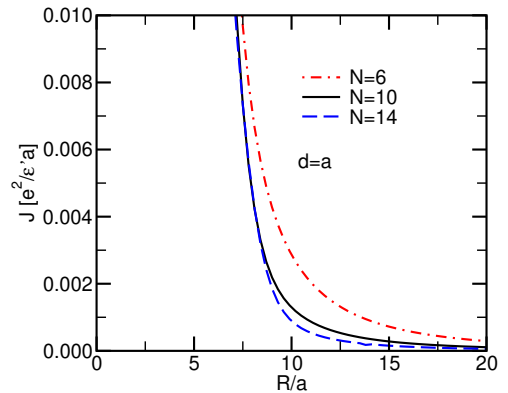


FIG. 2. Normalized density profile versus lateral separation along the x -axis for a pair of bilayer quantum Hall droplets with a lateral separation $R = 10a$ in the maximum density droplet state, where a is a modified magnetic length defined in the text. The vertical inter-dot spacing is $d = a$. There are a total of fourteen electrons distributed among all four droplets.



-
- [1] D. P. DiVincenzo, *Fortschr. Phys.*, **48**, 771 (2000).
 - [2] D. Loss and D. P. DiVincenzo, *Phys. Rev. A* **57**, 120 (1998).
 - [3] B. E. Kane, *Nature (London)* **393**, 133 (1998).
 - [4] S. R. Yang, J. Schliemann, and A. H. MacDonald, *Phys. Rev. B* **66**, 153302 (2002).
 - [5] K. Park, V. W. Scarola, and S. Das Sarma, cond-mat/0212106.
 - [6] D. G. Austing et al., *Physica E* **10**, 112 (2001).
 - [7] I. B. Spielman et al., *Phys. Rev. Lett.* **84**, 5808 (2000);
 - [8] Y. N. Joglekar and A. H. MacDonald, *Phys. Rev. Lett.* **87**, 196802 (2001).
 - [9] Y. Nakamura, Yu. A. Pashkin, and J. S. Tsai, *Nature (London)* **398**, 786 (1999);
 - [10] Y. Makhlin, G. Schon, and A. Shnirman, *Rev. Mod. Phys.* **73**, 357 (2001).
 - [11] Y. Nakamura, Yu. A. Pashkin, T. Yamamoto, and J. S. Tsai, *Phys. Rev. Lett.* **88**, 047901 (2002).

FIG. 3. The exchange splitting, J , between the pseudospin singlet and triplet states of a pair of bilayer quantum Hall droplets versus lateral separation R . J is evaluated for systems with a total of 6, 10, and 14 electrons. The vertical separation between droplets is $d = a$. The droplet diameter is below $7.5a$ for each curve. ϵ_0 is the dielectric constant between bilayer quantum Hall droplets.