

# Supercooled Lennard-Jones Liquids and Glasses: a Kinetic Monte Carlo Approach

Javier Hernández-Rojas

Departamento de Física Fundamental II, Universidad de La Laguna,

38205 Tenerife, Spain

David J. Wales

University Chemical Laboratories, Lensfield Road,

Cambridge, CB2 1EW, UK

March 22, 2022

---

## Abstract

A kinetic Monte Carlo (KMC) method is used to study the structural properties and dynamics of a supercooled binary Lennard-Jones liquid around the glass transition temperature. This technique permits us to explore the potential energy surface and barrier distributions without suffering the exponential slowing down at low temperature that affects molecular dynamics simulations. In agreement with previous studies we observe a distinct change in behaviour around  $T = 0.45$ , close to the dynamical transition temperature  $T_c$  of mode

coupling theory (MCT). Below this temperature the number of different local minima visited by the system for the same number of KMC steps decreases by more than an order of magnitude. The mean number of atoms involved in each jump between local minima and the average distance they move also decreases significantly, and new features appear in the partial structure factor. Above  $T \sim 0.45$  the probability distribution for the magnitude of the atomic displacement per KMC step exhibits an exponential decay, which is only weakly temperature dependent.

---

# 1 Introduction

A complete microscopic theory to explain the complex phenomenology of supercooled liquids and glasses is still elusive, and is the subject of a considerable research effort [1]. Mode-coupling theory, based upon a continuum approach to the wave vector dependence of correlation functions, has proved quite successful for supercooled liquids at higher temperatures, before activated dynamics must be accounted for explicitly [2–5]. For finite systems, such as clusters, it has recently been possible to establish detailed connections between structure, thermodynamics, dynamics and the underlying potential energy surface (PES) [6]. In the context of glasses, it was Goldstein who first noted the crucial role of the PES [7], and Stillinger and Weber who first analysed computationally the local minima (‘inherent structures’) of various bulk models [8]. By analysing transitions between inherent structures they were able to identify the slow barrier crossings and localised rearrangements at low temperatures anticipated by Goldstein [9].

Computer simulation has played a significant role in the testing and development of models for supercooled liquids and glasses [10]. Interest in more direct connections to the PES has recently increased, with Sasstry, Debenedetti and Stillinger [11] characterising ‘landscape-influenced’ and ‘landscape-dominated’ regimes for a binary Lennard-Jones system, in agreement with the instantaneous normal modes picture of Donati, Sciortino and Tartaglia [12]. A number of other studies have also begun to characterise features of the underlying PES in more detail [13–20]. However, it has not yet been possible to account for the properties of supercooled liquids and

glasses at the level of detail achieved for finite systems [6].

One obvious problem with the simulation of low temperature supercooled liquids by standard molecular dynamics (MD) techniques is that the exploration of the PES slows down exponentially with decreasing temperature. In the present contribution we show how a kinetic Monte Carlo (KMC) approach [21, 22] can provide useful information on the dynamics of a binary Lennard-Jones system around the glass transition temperature. This technique combines accurate calculations of elementary transition states and the associated pathways with approximate dynamics, and hence it can overcome low temperature trapping and provide access to much longer simulation time scales. Hence it provides a view complementary to mode-coupling theory and standard MD simulations, since the rate theory employed is most accurate at low temperatures, and loses its validity at high temperatures. The paper is organised as follows. In section II we introduce the model and discuss the relevant points of the KMC method used. In sections III and IV we present the details of the KMC approach that we have used, and the numerical results, and in the last section we finish with the conclusions.

## 2 The Model

The system we have studied is a binary mixture of  $N = 60$  atoms in a cubic box with periodic boundary conditions, where 80% of the atoms are of type  $A$  and 20% are of type  $B$ . They interact via a Lennard-Jones potential of

the form

$$V_{\alpha\beta} = 4\epsilon_{\alpha\beta} \left[ \left( \frac{\sigma_{\alpha\beta}}{r_{\alpha\beta}} \right)^{12} - \left( \frac{\sigma_{\alpha\beta}}{r_{\alpha\beta}} \right)^6 \right], \quad (1)$$

where  $r_{\alpha\beta}$  is the distance between particles and  $\alpha, \beta \in \{A, B\}$ . The parameters we used were  $\epsilon_{AB} = 1.5$ ,  $\epsilon_{BB} = 0.5$ ,  $\sigma_{AB} = 0.8$  and  $\sigma_{BB} = 0.88$ , and all quantities will be measured in reduced units: energy in  $\epsilon_{AA}$ , length in  $\sigma_{AA}$ , temperature in  $\epsilon_{AA}/k_B$  ( $k_B$  is the Boltzmann constant) and time in  $(\sigma_{AA}^2 m / \epsilon_{AA})^{1/2}$ , with  $m$  the mass of both types of atom. The density was fixed at 1.2. We employed the Stoddard-Ford shifted, truncated version of the above potential [23], with a cutoff at  $r_c = 1.842$ , along with the minimum image convention [24].

Binary systems such as this have proved very popular amongst the glass simulation community, since they do not crystallise on the molecular dynamics (MD) time scale [11,12,15,18,19,25–37]. Stillinger and Weber were probably the first to consider an 80:20 mixture in their simulation of  $\text{Ni}_{80}\text{P}_{20}$  [38]. The present parameterisation was introduced by Kob and Andersen [25] when they modified the potential of Ernst et al. [39] because they found that it crystallised at low temperatures. The free energy barrier separating supercooled liquid from crystal is sufficiently high for the present parameters that crystallisation has not been reported in conventional MD studies [40].

Following Angell [41–43], glass-forming liquids can be classified as strong or fragile. Fragile systems exhibit non-Arrhenius temperature dependence of transport properties such as the diffusion constant, usually accompanied by a significant heat capacity peak at the glass transition. In contrast, strong

systems exhibit Arrhenius dynamics and small or negligible changes in thermodynamic properties at the glass transition. Previous work has shown that the present system exhibits a significant degree of non-Arrhenius behaviour at low temperatures [25–27].

Although the supercell size of only 60 atoms is rather small it has been shown in previous work to retain many of the most important features of the supercooled state [15, 17, 19, 44]. Our aim in the present work is to analyse KMC trajectories consisting of a fixed number of elementary rearrangements between local minima as a function of temperature. In this preliminary study we report some basic structural and thermodynamic results, for comparison with previous work, and focus in particular on the changes that occur in the rearrangements sampled at lower temperatures. The energies of stationary points will be reported per atom, but energy barriers will be reported per supercell, since they scale intensively, not extensively, with the supercell size.

### 3 The Kinetic Monte Carlo Approach

Within the landscape picture we are concerned with the set of all particle positions,  $\mathbf{r}_i$  with  $i = 1, 2, \dots, N$ , which we can view as a  $3N$ -dimensional vector  $\mathbf{R}$ , and its hopping dynamics on the PES,  $V(\mathbf{R})$ . For our purposes the most important points on the PES are the minima and the transition states that connect them. Here we follow Murrell and Laidler and define a true transition state as a saddle point with Hessian index one [45], *i.e.* the Hessian has only one negative eigenvalue whose eigenvector corresponds to the reaction coordinate and connects two minima. True transition states are

expected to dominate the dynamics in the low temperature regime because of the Murrell-Laidler theorem: if two minima are connected by a higher index saddle then there must be a lower energy path mediated by one or more true transition states [45].

The hopping dynamics between minima were simulated using a KMC approach [21, 22]. We started from an initial random configuration and searched for a local minimum using Nocedal’s limited memory LBFGS routine [46]. From the current local minimum we searched for transition states that connect it to other local minima. These searches were performed using a hybrid BFGS/eigenvector-following algorithm [47] where diagonalisation of the Hessian matrix is avoided. In fact, the Hessian is not required at all, but for the present empirical potential it proved more efficient to calculate the uphill search direction from the Hessian than to use a variational approach [47]. To find more than one transition state for each minimum we used the method introduced by Middleton and Wales, where starting points for transition state searches are proposed by considering hard-sphere-type moves [20]. We employed a maximum of twenty transition states searches from each minimum. The minima connected to each transition state were then obtained from approximate steepest-descent paths commencing parallel and antiparallel to the transition vector using LBFGS energy minimisation [46]. All stationary points were finally converged to a root-mean-square force of less than  $10^{-6}$  using one or two eigenvector-following steps, employing full diagonalisation of the analytic Hessian matrix, to ensure that the stationary points have the correct Hessian index.

The rate constants, used to calculate the probability per unit time of

jumping to a new minimum, were calculated using Rice-Ramsperger-Kassel-Marcus (RRKM) theory within the harmonic approximation [48, 49]:

$$K_{j\leftarrow i} = \frac{g_i}{\bar{g}_{ij}} \frac{\prod_{\alpha=1}^{3N-3} \nu_{\alpha}^i}{\prod_{\alpha=1}^{3N-4} \bar{\nu}_{\alpha}^{ij}} e^{-\Delta E/k_B T}, \quad (2)$$

where  $g_i$  and  $\bar{g}_{ij}$  are the order of the symmetry group of minimum  $i$  and transition state  $ij$  (which are both almost always unity for the present system);  $\nu_{\alpha}^i$  and  $\bar{\nu}_{\alpha}^{ij}$  are the frequencies of minimum  $i$  and transition state  $ij$ ;  $\Delta E$  is the potential energy difference between minimum  $i$  and the transition state, and  $T$  is the temperature.

If all the rate constants out of minimum  $i$  are known then we can evaluate the jump probability between two minima  $i$  and  $j$  as

$$P_{j\leftarrow i} = \frac{K_{j\leftarrow i}}{\sum_k K_{k\leftarrow i}}, \quad (3)$$

where the sum is over all transition states. In the KMC method we randomly select one of the connected minima according to the probabilities defined in Eq. (3). Finally, once the system has moved to a new minimum the process is repeated.

As in previous practical implementations of the KMC approach [50], a further approximation is implicit because the sampling of transition states connected to minimum  $i$  is likely to be incomplete. However, this error does not affect the relative probabilities among the pathways located, but only the estimate of the corresponding time scale, which is approximate in any



case because of the model rate constants employed. Furthermore, we expect the omitted transition states to correspond to higher barrier processes with smaller rate constants on the basis of statistics obtained from more extensive surveys of stationary points [20]. The application of KMC also carries with it the assumption that the jumps between minima are uncorrelated, so that the system equilibrates for long enough in each minimum to lose memory of the previous trajectory. We expect this assumption to be well satisfied in the low temperature regime below about  $T = 0.5$ , which is our main concern in the present work. As we noted above, the low temperature regime in which the KMC approach is most accurate should be complementary to approaches such as mode-coupling theory and standard simulation methods.

The KMC approach differs in several ways from the activation-relaxation technique (ART) of Barkema and Mousseau et al. [51–56]. We calculate the transition states and pathways to very high precision, and locate more than one transition state per minimum in order to implement the KMC procedure. In previous ART studies the objective has generally been to achieve efficient structural relaxation, not to simulate true dynamics, and a Metropolis criterion has been used for jumps between minima using only the potential energy difference, without regard for effects such as vibrational entropy.

## 4 Results

We have performed a series of numerical KMC simulations to compute different properties of the liquid as we vary the temperature. We used a random starting configuration in each case, and hence it is important to discard the

initial part of the trajectory when the system is still equilibrating. In Figure 1 we plot the running average energy per atom of the local minima at KMC step  $n$ , defined as

$$\langle V \rangle_n = \frac{1}{n} \sum_{j=1}^n V_j, \quad (4)$$

where  $V_j$  is the energy per atom of the local minimum at KMC step  $j$ . In the course of a simulation, and before averaging other quantities, we have to be sure that at least local equilibration has been achieved. We assume that the system has equilibrated sufficiently when  $\langle V \rangle_n$  reaches a stable value, which occurs after about 5000 KMC steps for all temperatures (Figure 1). However, for the lowest temperature runs it is obvious that complete equilibration has not been achieved, since the crystal should be the lowest free energy minimum [40]. On the other hand, at low temperature the system samples fewer minima for KMC runs consisting of equal numbers of steps, and consequently the *local* equilibration actually appears to be faster.

Our mean energies, averaged over the last 5000 KMC steps, are similar to those obtained in reference [19] using MD simulation (and a slightly different cut-off), except for our value at  $T = 1$ , which appears to be significantly too low. Similar behaviour has been observed before in comparison of ART and MD results for silica, where the local minima obtained by ART sampling at the highest temperature were rather lower than those obtained from MD. For the KMC case the failure at high temperature is likely due to the breakdown in the Markov assumption for the minimum to minimum model dynamics. The system does not stay long enough in each minimum to

establish equilibrium properties and lose its memory of previous jumps. The transition rate between high energy minima is therefore probably underestimated, and a systematic bias towards lower energy minima results.

The regions of the PES sampled in the present work are all high in potential energy compared to the lowest minimum that we found for this system, which is shown in Figure 2. In this crystalline structure, based on a distorted face-centred-cubic lattice, the B atoms are arranged in a zig-zag pattern [40]. This minimum (energy  $-4.71$  per atom) was found using a new stochastic global optimisation method, which combines the basin-hopping approach [57,58] with KMC-type steps between local minima; further details will be published elsewhere.

A qualitative change in behaviour at low temperature is clearly seen in Figure 3, where we plot the number of different local minima (including permutational isomers) visited in the last 5000 KMC steps of each run. The number of different local minima visited declines steadily with temperature until around  $T = 0.45$ , when it drops by more than an order of magnitude.

In order to elucidate whether the system is a supercooled liquid or a glass, we calculated the partial structure factor, which encodes information about the typical distances between particles and their spatial distribution in a given minimum:

$$S_{\alpha\beta}(q) = \frac{1}{N} \left\langle \sum_{i=1}^{N_\alpha} \sum_{j=1}^{N_\beta} e^{i\mathbf{q}\cdot(\mathbf{r}_i^\alpha - \mathbf{r}_j^\beta)} \right\rangle, \quad (5)$$

where the average is over different local minima and fifty different orientations of  $\mathbf{q}$  uniformly distributed over the surface of a sphere. We have calculated

$S_{\alpha\beta}(q)$  for the A atoms over a range of temperatures (Figure 4), averaging over every 25th local minimum from the last 5000 minima of each KMC simulation. There appears to be little dependence of  $S_{\alpha\beta}(q)$  on temperature above  $T = 0.45$ , but new peaks appear at lower temperature and  $S_{\alpha\beta}(q)$  attenuates more slowly as a function of  $q$ . These results are in good agreement with previous work [10, 27].

We have also calculated the variance of the potential energy of the last 5000 local minima for each run, as a first approximation to the configurational component of the heat capacity. Figure 5 shows that this variance exhibits a peak around  $T = 0.45$ . Figure 6 shows the mean number of A atoms that move more than a distance  $r$ , again averaged over the final 5000 local minima of each KMC run:

$$N_A(r) = \frac{1}{5000} \sum_{j=5001}^{10000} \sum_{\alpha=1}^{N_A} \Theta(|\mathbf{r}_\alpha(j) - \mathbf{r}_\alpha(j+1)| - r), \quad (6)$$

where  $\Theta$  is the Heaviside step function and  $\mathbf{r}_\alpha(j)$  is the position vector of atom  $\alpha$  in minimum  $j$ . Above  $T = 0.45$   $N_A(r)$  exhibits an exponential decay, while at lower temperatures the behaviour is more complicated. Above  $T = 0.45$  we can define a characteristic length in terms of the inverse of the exponential decay rate, which seems to be only weakly dependent on  $T$ .

Below  $T = 0.45$  the absence of a clear exponential decay may be due to heterogeneities in the dynamics. The atomic displacements tend to be shorter and the number of atoms involved is also reduced for both A and B atoms. These results are in good agreement with Mousseau's ART results for a much larger binary Lennard-Jones system [59] and with the experimen-

tal observations of Tang *et al.* [60] for some metallic glasses. Non-ergodic behaviour is again evident from the irregular behaviour of the plots at low temperature. Only local equilibration is achieved at such temperatures for KMC runs of the present length, and so the results depend sensitively upon the limited region that the system then samples. Nevertheless, the sampling should be significantly better than would be achieved by conventional MD.

Figure 7 shows probability distributions for the barriers overcome in the last 5000 KMC steps as a function of temperature. The distributions were constructed in the same way as reference [20], and provide an interesting comparison, since the canonical KMC sampling is different from the scheme used by Middleton and Wales. The distributions peak at low energy for the higher temperature runs, in agreement with the previous samples [20]. However, for the two lowest temperatures there is a distinct shift in the maximum of the distribution to higher energy. The reason for this discrepancy has not yet been elucidated, but the new results suggest that the facile rearrangements most often encountered at higher temperature are no longer available at the lowest temperatures. However, a subsidiary maximum in the distribution is clearly visible around a barrier height of 0.8 at  $T = 0.4$  and  $T = 0.425$ . We have previously found that such peaks correspond to diffusive-like processes in a number of model glasses [20], where at least one atom changes its nearest-neighbour coordination shell. For KMC steps where the distance between the local minima is greater than unity, the forward barrier is always found to exceed 1.5 reduced units. The main features of the present results are therefore in reasonable agreement with previous work.

## 5 Conclusions

We have performed numerical simulations of a supercooled binary Lennard-Jones liquid using a kinetic Monte Carlo (KMC) approach, which enables us to perform more extensive sampling at low temperature than the standard molecular dynamics approach. Most previous simulation studies have reported some sort of qualitative change in behaviour as the system approaches the critical temperature of mode-coupling theory [2, 4, 5],  $T_c \approx 0.435$  [25, 26]. Following Jonsson and Anderson [61], Sastry, Debenedetti and Stillinger [11] found evidence that around  $T = 0.45$ , above the glass transition, the height of the barriers separating local minima increases abruptly, and that the system shows evidence of activated dynamics at about the same temperature. They referred to the onset of activated dynamics as the ‘landscape-dominated’ regime, in agreement with the results of Donati, Sciortino and Tartaglia, based on an instantaneous normal modes picture [12]. Sastry, Debenedetti and Stillinger also noted the onset of non-exponential relaxation below about  $T = 1.0$ , and referred to this region as ‘landscape-influenced’. Local minima obtained by quenching from configurations generated at  $T = 0.5$  were also found to escape to different local minima much more easily than local minima obtained from configurations generated at  $T = 0.4$ . The latter result is in good agreement with the change in the number of different local minima sampled in our calculations, suggesting that we have indeed sampled sufficient transition states per minimum to extract meaningful dynamics. This aspect of the KMC calculations will be investigated more systematically in future work; we intend to check that the results are converged with respect to

the number of transition state searches and are not affected by any sampling bias from the search algorithm.

For a BLJ mixture of 50:50 composition Schrøder *et al.* concluded that the liquid dynamics could be separated into transitions between minima and vibrational motion, as originally suggested by Goldstein [7], below a temperature around  $T_c$  [31]. They also noted correlated motions of groups of atoms in the same temperature regime, in agreement with results for an 80:20 BLJ mixture [28], which suggest that the number of atoms in the correlated groups grows with decreasing temperature. This correlated motion is not inconsistent with our finding that the number of atoms moving in an elementary step decreases with temperature, because it involves sequences of such steps.

Most recently, two groups have reported that the typical Hessian index of stationary points sampled by BLJ systems extrapolates to zero, again around  $T_c$  [18, 19]. Our results show that transition states are still accessible below  $T_c$ , but support the general view that the PES sampled by the BLJ system changes in character somewhere around this point.

In the high temperature regime above about  $T = 0.45$  the system samples the basins of attraction of many different local minima, and the distribution of atomic displacements per KMC step exhibits exponential decay with a relatively weak temperature dependence. Hence we can define a characteristic length scale based upon the inverse of the exponential decay rate. In the low temperature regime the system samples far fewer local minima for the same number of KMC steps, and the atomic dynamics cannot be described by a single length scale. We interpret this phenomenon in terms of a multi-funnel energy landscape [6], where the system is associated with lower lying

minima at lower temperature leading to a higher effective activation energy for diffusion, and non-Arrhenius dynamics [62–65].

It is noteworthy that this popular binary Lennard-Jones system does in fact possess a crystalline phase well separated in energy from the minima sampled by the supercooled liquid [40]. In fact, crystallisation was previously observed by Kob and Anderson [26] for a system of the same composition but with different  $\epsilon$  parameters. The present approach can also be used to study dynamical properties such as self-diffusion or the incoherent intermediate scattering function. This work is now in progress.

## 6 Acknowledgements

J.H-R is grateful to Daniel Alonso for his helpful discussions on this manuscript and to the “Consejería de Educación, Cultura y Deportes del Gobierno Autónomo de Canarias” for financial support (Proyect No. PI2000/122).

## References

- [1] () For a snapshot of recent research see, for example, the conference proceedings in *J. Phys.: Condens. Matter*, **11**, issue 10A, A1-A377, 1999.
- [2] W. Götze (1991) in *Liquids, Freezing and the Glass Transition, Les Houches, Session LI, 1989*, edited by J.-P. Hansen, D. Levesque and J. Zinn-Justin, 287–499, North-Holland, Amsterdam.
- [3] W. Götze and L. Sjögren, *Rep. Prog. Phys.*, 55 (1992) 241.



- [4] W. Kob, ACS Symp. Ser., 676 (1997) 28.
- [5] W. Götze, J. Phys.: Condens. Matter, 11 (1999) A1.
- [6] D. J. Wales, J. P. K. Doye, M. A. Miller, P. N. Mortenson and T. R. Walsh, Adv. Chem. Phys., 115 (2000) 1.
- [7] M. Goldstein, J. Chem. Phys., 51 (1969) 3728.
- [8] F. H. Stillinger and T. A. Weber, Phys. Rev. A, 25 (1982) 978.
- [9] F. H. Stillinger and T. A. Weber, Phys. Rev. A, 28 (1983) 2408.
- [10] W. Kob, J. Phys.: Condens. Matter, 11 (1999) R85.
- [11] S. Sastry, P. G. Debenedetti and F. H. Stillinger, Nature, 393 (1998) 554.
- [12] C. Donati, F. Sciortino and P. Tartaglia, Phys. Rev. Lett., 85 (2000) 1464.
- [13] A. Heuer, Phys. Rev. Lett., 78 (1997) 4051.
- [14] L. Angelani, G. Parisi, G. Ruocco and G. Vilianni, Phys. Rev. Lett., 81 (1998) 4648.
- [15] S. Büchner and A. Heuer, Phys. Rev. E, 60 (1999) 6507.
- [16] A. Heuer and S. Büchner, J. Phys.-Cond. Matt., 12 (2000) 6535.
- [17] L. Angelani, G. Parisi, G. Ruocco and G. Vilianni, Phys. Rev. E, 61 (2000) 1681.

- [18] L. Angelani, R. Di Leonardo, G. Ruocco, A. Scala and F. Sciortino, Phys. Rev. Lett., 85 (2000) 5356.
- [19] K. Broderix, K. K. Bhattacharya, A. Cavagna, A. Zippelius and I. Giardinà, Phys. Rev. Lett., 85 (2000) 5360.
- [20] T. F. Middleton and D. J. Wales, Phys. Rev. B, 64 (2001) 024205.
- [21] A. F. Voter, Phys. Rev. B, 34 (1986) 6819.
- [22] K. A. Fichthorn and W. H. Weinberg, J. Chem. Phys, 95 (1991) 1090.
- [23] S. D. Stoddard and J. Ford, Phys. Rev. A, 8 (1973) 1504.
- [24] M. P. Allen and D. J. Tildesley (1987) The Computer Simulation of Liquids, Clarendon Press, Oxford.
- [25] W. Kob and H. C. Andersen, Phys. Rev. Lett., 73 (1994) 1376.
- [26] W. Kob and H. Andersen, Phys. Rev. E, 51 (1995) 4626.
- [27] W. Kob and H. Andersen, Phys. Rev. E, 52 (1995) 4134.
- [28] C. Donati, S. C. Glotzer, P. H. Poole, W. Kob and S. J. Plimpton, Phys. Rev. E, 60 (1999) 3107.
- [29] C. A. Angell, B. E. Richards and V. Velikov, J. Phys.: Condens. Matter, 11 (1999) A75.
- [30] F. Sciortino, W. Kob and P. Tartaglia, Phys. Rev. Lett., 83 (1999) 3214.
- [31] T. B. Schroder, S. Sastry, J. C. Dyre and S. C. Glotzer, J. Chem. Phys., 112 (2000) 9834.

- [32] S. Sastry, Phys. Rev. Lett., 85 (2000) 590.
- [33] S. Sastry, J. Phys.-Cond. Matt., 12 (2000) 6515.
- [34] F. Sciortino, W. Kob and P. Tartaglia, J. Phys.-Cond. Matt., 12 (2000) 6525.
- [35] S. Büchner and A. Heuer, Phys. Rev. Lett., 84 (2000) 2168.
- [36] S. Sastry, Nature, 409 (2001) 164.
- [37] P. G. Debenedetti and F. H. Stillinger, Nature, 410 (2001) 259.
- [38] T. A. Weber and Stillinger, Phys. Rev. B, 31 (1985) 1954.
- [39] R. M. Ernst, S. R. Nagel and G. S. Grest, Phys. Rev. B, 43 (1991) 8070.
- [40] T. F. Middleton, J. Hernández-Rojas, P. N. Mortenson and D. J. Wales, Phys. Rev. B, 00 (2001) in press.
- [41] C. A. Angell, Science, 267 (1995) 1924.
- [42] C. A. Angell, Progress of Theoretical Physics Supplement, 126 (1997) 1.
- [43] J. L. Green, K. Ito, K. Xu and C. A. Angell, J. Phys. Chem. B, 103 (1999) 3991.
- [44] K. K. Bhattacharya, K. Broderix, R. Kree and A. Zippelius, Europhys. Lett., 47 (1999) 449.
- [45] J. N. Murrell and K. J. Laidler, Trans. Faraday Soc., 64 (1968) 371.
- [46] D. Liu and J. Nocedal, Mathematical Programming B, 45 (1989) 503.

- [47] L. J. Munro and D. J. Wales, *Phys. Rev. B*, 59 (1999) 3969.
- [48] R. G. Gilbert and S. C. Smith (1990) *Theory of unimolecular and recombination reactions*, Blackwell, Oxford.
- [49] R. E. Kunz and R. S. Berry, *J. Chem. Phys.*, 103 (1995) 1904.
- [50] R. Q. Snurr, A. T. Bell and D. N. Theodorou, *J. Phys. Chem.*, 98 (1994) 11948.
- [51] G. T. Barkema and N. Mousseau, *Phys. Rev. Lett.*, 77 (1996) 4358.
- [52] G. T. Barkema and N. Mousseau, *Phys. Rev. Lett.*, 81 (1998) 1865.
- [53] G. T. Barkema and N. Mousseau, *Computational Physics Communications*, 122 (1999) 206.
- [54] G. T. Barkema and N. Mousseau, *Phys. Rev. B*, 62 (2000) 4985.
- [55] G. T. Barkema, N. Mousseau and S. W. de Leeuw, *J. Chem. Phys.*, 112 (2000) 960.
- [56] N. Mousseau and G. T. Barkema, *Phys. Rev. B*, 61 (2000) 1898.
- [57] Z. Li and H. A. Scheraga, *Proc. Natl. Acad. Sci. USA*, 84 (1987) 6611.
- [58] D. J. Wales and J. P. K. Doye, *J. Phys. Chem. A*, 101 (1997) 5111.
- [59] N. Mousseau, cond-matt/0004356.
- [60] X. P. Tang, U. Geyer, R. Busch, W. L. Johnson and Y. Wu, *Nature*, 402 (1999) 160.

- [61] H. Jonsson and H. C. Andersen, Phys. Rev. Lett., 60 (1988) 2295.
- [62] H. Bässler, Phys. Rev. Lett., 58 (1987) 767.
- [63] M. A. Miller, J. P. K. Doye and D. J. Wales, Phys. Rev. E, 60 (1999) 3701.
- [64] J. P. K. Doye and D. J. Wales, J. Chem. Phys., 111 (1999) 11070.
- [65] D. J. Wales and J. P. K. Doye, Phys. Rev. B, 63 (2001) 214204.

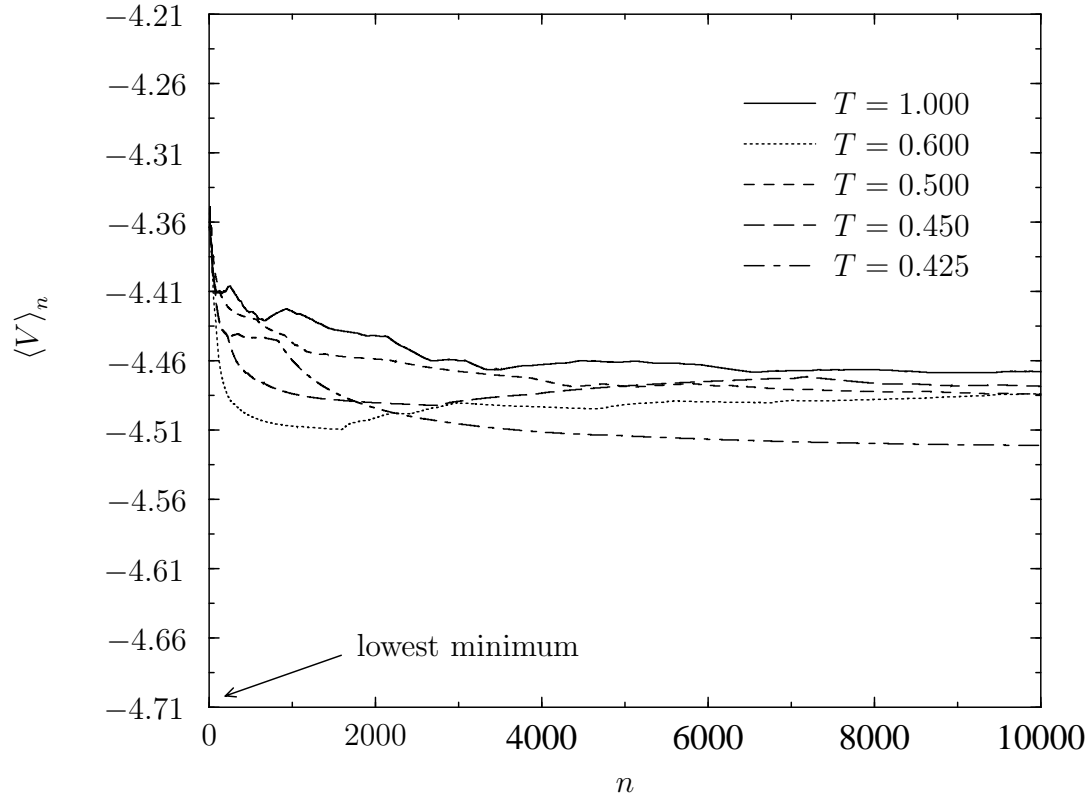


Figure 1: Running average of the potential energy per atom,  $\langle V \rangle_n$ , as a function of the number of KMC steps,  $n$ , at temperatures  $T = 1, 0.6, 0.5, 0.45$  and  $0.425$ . We indicate with an arrow the energy of the lowest minimum that we have found.




Figure 2: Lowest minimum found for the binary Lennard-Jones mixture. The 48 A atoms and 12 B atoms are shaded gray and black, respectively.

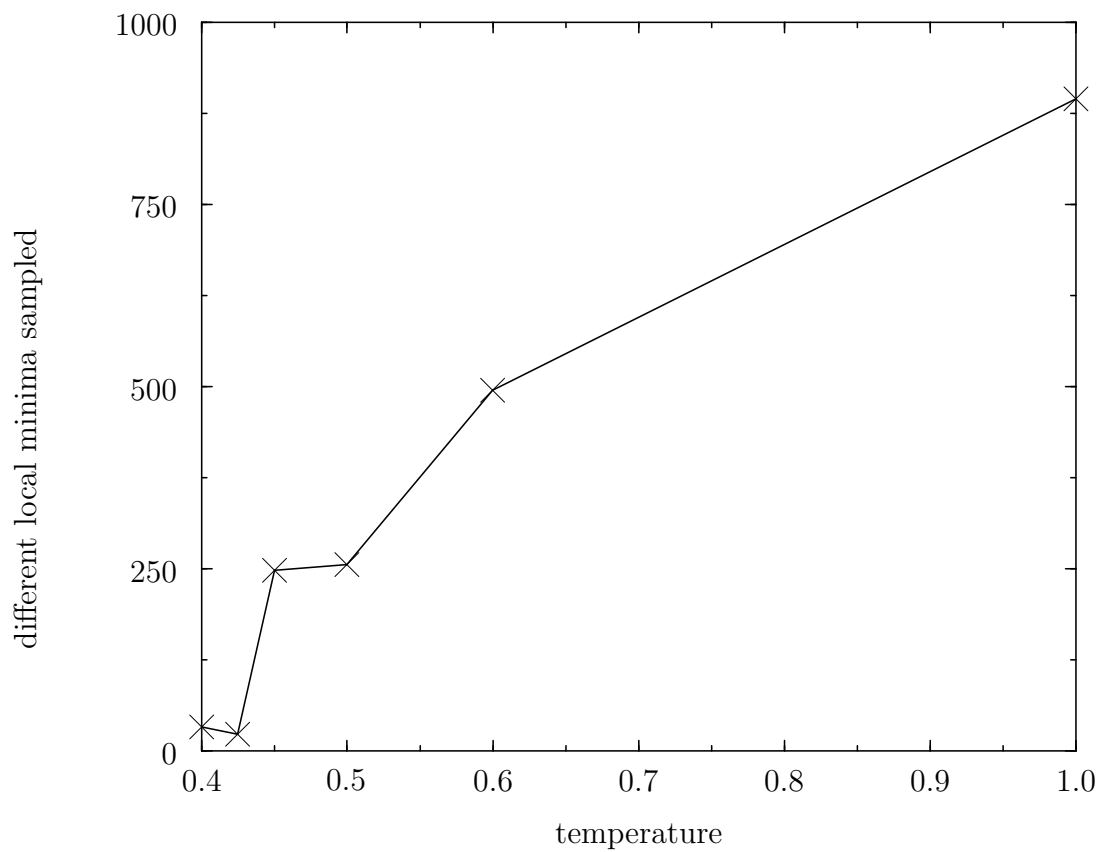


Figure 3: Number of different local minima visited in the last 5000 KMC steps as a function of the temperature.



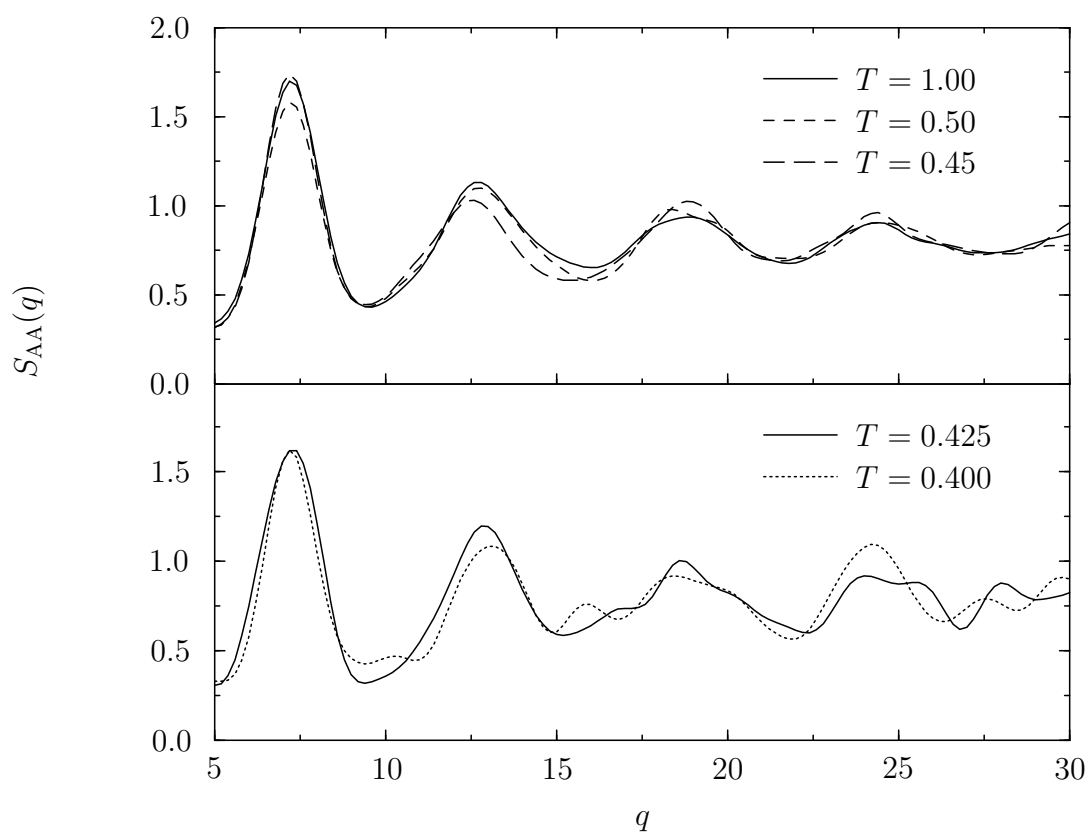


Figure 4: Partial structure factor for A atoms as a function of temperature.

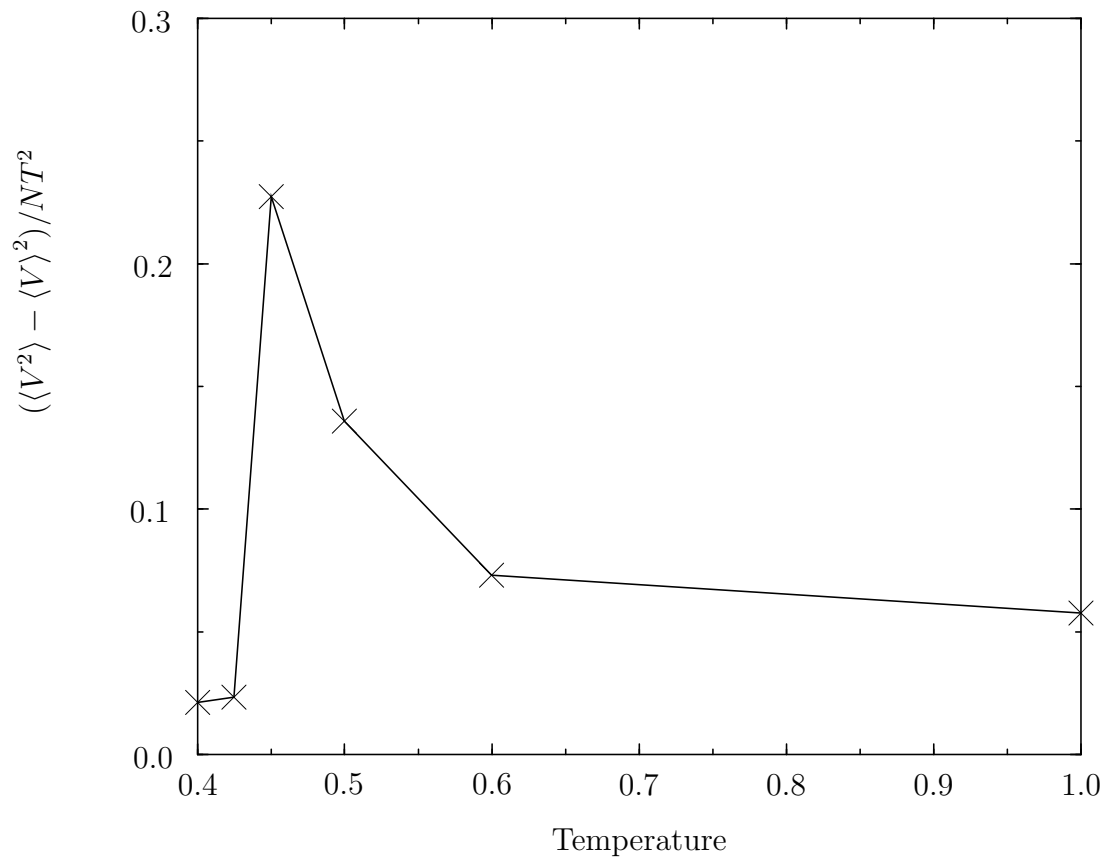


Figure 5: Mean square fluctuation of the potential energy divided by  $T^2$  as a function of  $T$ .

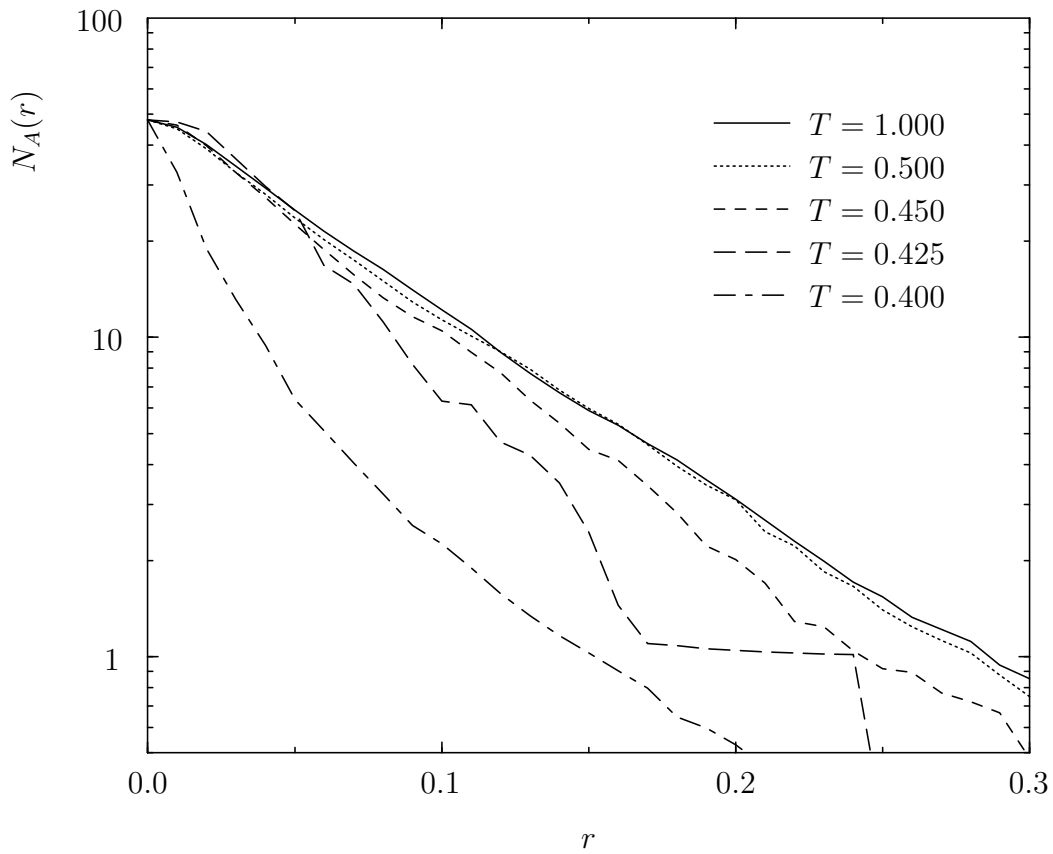


Figure 6: Linear-log plot of the mean number of A atoms moving through a distance  $r$ ,  $N_A(r)$ , for KMC runs at five temperatures.

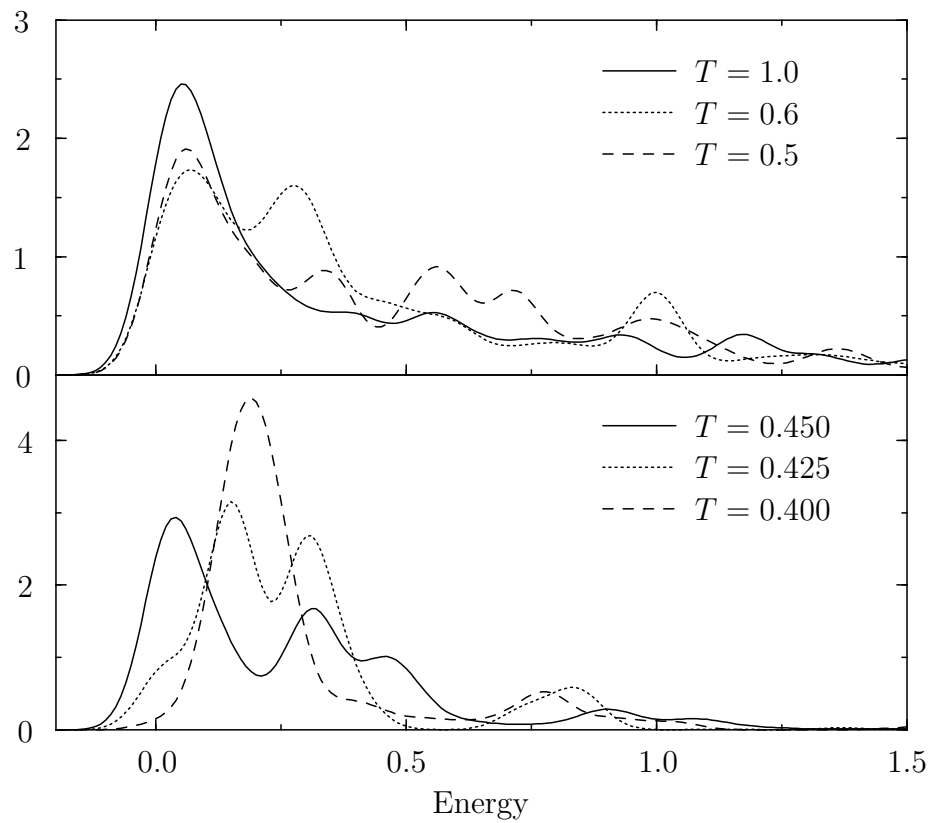


Figure 7: Normalised barrier distributions for accepted KMC moves as a function of temperature. Only the barriers corresponding to forward jumps (not backward) are included.