

Non-normal parameter blow out bifurcation: an example in a truncated mean field dynamo model

Eurico Covas¹, Peter Ashwin^{2y} and Reza Tavakoli^{1z}

1. Astronomy Unit
School of Mathematical Sciences
Queen Mary & Westfield College
Mile End Road
London E1 4NS, UK

and
2. Department of Mathematical and Computing Sciences
University of Surrey
Guildford GU2 5XH, UK
(January 20, 2022)

We examine global dynamics and bifurcations occurring in a truncated model of a stellar mean field dynamo. This model has symmetry-forced invariant subspaces for the dynamics and we find examples of transient type I intermittency and blow out bifurcations to transient on-off intermittency, involving laminar phases in the invariant submanifold. In particular, our model provides examples of blow out bifurcations that occur on varying a non-normal parameter; that is, the parameter varies the dynamics within the invariant subspace at the same time as the dynamics normal to it. As a consequence of this we find that the Lyapunov exponents do not vary smoothly and the blow out bifurcation occurs over a range of parameter values rather than a point in the parameter space.

I. INTRODUCTION

There has recently been a great deal of work on deterministic dynamical systems possessing invariant submanifolds, motivated by symmetric systems, and in particular some coupled systems. Such systems have been shown to be capable of producing a range of interesting and robust dynamical modes of behaviour, such as riddled basins [1] and on-off intermittency [2], shown to be related by the blow out bifurcation [3], as well as transient on-off intermittency [4]. We denote the manifold on which such a system is defined by M and the corresponding invariant submanifold by M_I . An attractor is said to have a riddled basin if every open set intersecting the basin also intersects the basin of another attractor in a set of positive measure; such basins can arise robustly for M invariant attractors [5] contained in M_I .

On-off intermittency to a state in M_I is characterised by dynamics that comes arbitrarily close to the state in M_I but that also has intermittent large deviations from M_I . Transient on-off intermittency is a transient dynamics exhibiting characteristics of on-off intermittent behaviour. Namely, it has an average distribution of laminar phases that satisfies a power law with exponent $-3/2$ [4]. All these phenomena arise as different aspects of blow out bifurcations, where a maximum normal Lyapunov exponent of an attractor in M_I passes through zero and thus causes a loss of stability. To date, most mathematical understanding of such systems is limited to cases where there are a number of simplifying assumptions:

- (H1) The control parameters are assumed to be normal [6], in the sense that the dynamics of the invariant submanifold is independent of the bifurcation parameter. Such parameters preserve the dynamics on the invariant submanifold, but allow it to vary in the rest of the phase space;
- (H2) The attractor which becomes transversely unstable in the M_I and hence causes the blow out bifurcation is usually assumed to be chaotic.

(Note however that [7] find blow out type bifurcations from quasiperiodic dynamics on T^2 .)

As many physical systems of interest are unlikely to possess normal parameters (a notable exception to this being some coupled systems), we expect that (H1) is not usually applicable. This is particularly expected to be true in

^{E-mail} E.O.Covas@qmw.ac.uk

^yE-mail P.Ashwin@mc.surrey.ac.uk

^zE-mail reza@maths.qmw.ac.uk

truncations of partial differential equations that arise in fluid and dynamo equations (as well as astrophysical models in general). Thus, by studying the behaviour of a specific example where (H1) does not hold, we hope we throw some light on the dynamics of general systems of this type.

To this end we examine a system where (H1) does not hold, i.e. where the control parameter varies the dynamics within the invariant subspace as well as that normal to it. We see that this has the effect of 'spreading' the blowout bifurcation out over an interval of parameter values due to the existence of periodic windows where (H2) does not hold; however, we conjecture that there is a positive measure subset of parameters on which the blowout resembles the case for normal parameters.

The model we describe in Section II arises as the truncation of a stellar axisymmetric mean-field dynamo model where the natural control parameters are not normal. There is also more than one invariant manifold forced by the spatial symmetries of the system, although this does not appear to affect the behaviour in the cases examined, in the sense that it is only one of these manifolds, namely the antisymmetric one, which seems to dominate the attracting dynamics.

In Section III we discuss numerical results from simulations of the model; we discuss the basic bifurcational behaviour in the full system and the antisymmetric subspace before discussing examples of type I intermittency, transient on/off intermittency and non-normal parameter blowout bifurcation in the model. In the final Section IV the implications of the results are discussed for more general systems of this type as well as for the dynamo problem.

II. MODEL

A. Galerkin model for the mean-field dynamo

The dynamo model considered here is the so-called mean-field dynamo model, with a dynamic α -effect, given by Schmalz & Stix [8] (see also Covas et al. [9] for details). We assume a spherical axisymmetric configuration with one spatial dimension x (corresponding to the latitude and measured in terms of the stellar radius R) for which the magnetic field takes the form

$$\mathbf{B} = 0; B; \frac{1}{R} \frac{\partial A}{\partial x};$$

where A is the ϕ -component (latitudinal) of the magnetic vector potential and B is the θ -component of \mathbf{B} . The model is given by the mean-field induction equation

$$\frac{\partial \mathbf{B}}{\partial t} = \mathbf{v} \cdot \nabla \mathbf{B} + \nabla^2 \mathbf{B} - \tau_r \nabla^2 \mathbf{B}; \quad (1)$$

where \mathbf{B} is the mean magnetic field, \mathbf{v} is the mean velocity, τ_r is the turbulent magnetic diffusivity and ∇^2 is the coefficient of the α -effect [10]. In addition the α -effect, which is important in maintaining the dynamo action by relating the mean electrical current arising in helical turbulence to the mean magnetic field, is assumed to be dynamic and expressible in the form $\alpha = \alpha_0 \cos x - M(t)$, where α_0 is a constant and M is its dynamic part satisfying the equation

$$\frac{\partial M}{\partial t} = \tau_t \frac{\partial^2 M}{\partial x^2} + Q \mathcal{J} B; \quad (2)$$

where Q is a physical constant, \mathcal{J} is the electrical current and τ_t is the turbulent diffusivity. These assumptions allow Eq. (1) to be split into the following two equations:

$$\frac{\partial A}{\partial t} = \frac{\tau_t}{R^2} \frac{\partial^2 A}{\partial x^2} + B; \quad (3)$$

$$\frac{\partial B}{\partial t} = \frac{\tau_t}{R^2} \frac{\partial^2 B}{\partial x^2} + \frac{\alpha_0}{R} \frac{\partial A}{\partial x}; \quad (4)$$

Expressing these equations in a non-dimensional form, relabelling the new variables to

$$(A; B; M) \rightarrow (\tilde{A}; \tilde{B}; \tilde{C});$$

and using a spectral expansion of the form

$$A = \sum_{n=1}^N A_n(t) \sin nx;$$

$$B = \sum_{n=1}^N B_n(t) \sin nx;$$

$$C = \sum_{n=1}^N C_n(t) \sin nx;$$

where N determines the truncation order, reduces equations (2)-(4) to a set of ordinary differential equations, the dimension of which depends on the truncation order N . We consider the full system given in terms of the variables $A_n, B_n, C_n, n = 1; \dots, N$ in the form

$$\begin{aligned} \frac{\partial A_n}{\partial t} = & -n^2 A_n + \frac{D}{2} (B_{n-1} + B_{n+1}) \\ & + \sum_{m=1}^N \sum_{l=1}^N F(n; m; l) B_m C_l; \end{aligned} \quad (5)$$

$$\frac{\partial B_n}{\partial t} = -n^2 B_n + \sum_{m=1}^N G(n; m) A_m; \quad (6)$$

$$\frac{\partial C_n}{\partial t} = -n^2 C_n + \sum_{m=1}^N \sum_{l=1}^N H(n; m; l) A_m B_l; \quad (7)$$

where

$$F(n; m; l) = \frac{8nm}{(n+m+1)(n+m-1)(n-m+1)(n-m-1)};$$

if $n+m+1$ is odd and $F(n; m; l) = 0$ otherwise,

$$H(n; m; l) = \frac{4}{(n+l+m)(n+l-m)(n-l+m)(n-l-m)} \frac{nm}{(n^2+3m^2+l^2)};$$

if $n+m+1$ is odd and $H(n; m; l) = 0$ otherwise and

$$G(n; m) = \frac{4nm}{(n^2-m^2)}; \quad (8)$$

if $n+m$ is odd and $G(n; m) = 0$ otherwise. In these equations the control parameters are the so called dynamo number D (which is proportional to the square of the angular velocity gradient and to the square of the turnover time of the turbulent convection eddies) and the diffusivity ratio $\tau = \frac{\eta}{\nu}$.

B. Invariant subspaces for the model with $N = 4$

Covas et al. [9] confined themselves to the study of models that are antisymmetric with respect to the equator and found that the minimum truncation order N for which a similar asymptotic behaviour existed was $N = 4$. In this case, the equations have a twelve dimensional phase space and are symmetric under the four-element Abelian group that comprises the identity I , the reversal transformation

$$A_n(t) \rightarrow -A_n(t); \quad B_n(t) \rightarrow B_n(t); \quad C_n(t) \rightarrow -C_n(t);$$

the antisymmetric (or dipolar) transformations

$$A_n(t) \rightarrow (-1)^{n+1} A_n(t); \quad B_n(t) \rightarrow (-1)^n B_n(t); \quad C_n(t) \rightarrow (-1)^n C_n(t)$$

and the symmetric (or quadrupolar) transformations

$$A_n(t) \rightarrow (-1)^n A_n(t); \quad B_n(t) \rightarrow (-1)^{n+1} B_n(t); \quad C_n(t) \rightarrow (-1)^n C_n(t):$$

The trivial solution, given by $A_n = B_n = C_n = 0$, is the only one which possesses both the dipolar and quadrupolar symmetries while symmetric solutions come in pairs and asymmetric solutions come in quadruples.

The antisymmetric part of these equations, which is obtained by putting $B_1 = C_1 = A_2 = B_3 = C_3 = A_4 = 0$, was studied in [11]. We refer to this dynamically invariant subspace

$$M_A = f(A_1; 0; 0; 0; B_2; C_2; A_3; 0; 0; 0; B_4; C_4)g$$

as the antisymmetric subspace. There is also a six dimensional symmetric invariant subspace

$$M_S = f(0; B_1; 0; A_2; 0; C_2; 0; B_3; 0; A_4; 0; C_4)g$$

although as we will see, the attractors are typically not contained within M_S . Throughout the paper we refer to the full system as the 12 { dimensional system .

III. DYNAMICAL BEHAVIOUR

The system considered here has a two dimensional parameter space $(D; \epsilon)$, neither of which is normal for the system restricted to M_A , as can be seen from equations (5)–(7). We confine ϵ to the range $[0; 1]$ on physical grounds, as otherwise there will be no dynamo action. Previous studies of these models have taken $\epsilon = 0.5$. Here we shall consider two distinct cases of ϵ given by 0.5 and 0.47 in this range and in each case allow D to vary. To study the dynamics of this system, we start by looking at the dynamics on the antisymmetric invariant submanifold M_A and then look at how this changes as the full system is switched on.

A. Basic bifurcation behaviour

To begin with, we consider the case of $\epsilon = 0.5$ and as a first step make a coarse study of the dynamics confined to M_A as well as the full (12 { dimensional) system by considering the averaged energy $\langle E / \int_0^1 \int_{\mathbb{S}^2} f dx \rangle$ as a function of the parameter D . The results of these calculations are summarised in Figs. (1) and (2) respectively. The figures were produced using a fourth order variable step size Runge-Kutta method to integrate a number of randomly selected initial conditions forward in time, and so get a selection of the possible attractors. After a time when transients were deemed to have decayed (which we took to be 1000 time units) we averaged the energy over a much longer time series i.e. 10000 time units. We have verified the following results using the continuation package AUTO 97 [12].

For small D ($D < 98.67$) all attracting dynamics of the full 12 { dimensional system is confined to the 6 { dimensional antisymmetric invariant submanifold M_A . The details of bifurcations are depicted in Figs. (1) and (2). As can be seen from these figures, as D is increased, the fixed point at the origin (the trivial solution for both system s) bifurcates at $D = 12.57$ to two fixed points, which are symmetric with respect to $A_n \rightarrow -A_n, B_n \rightarrow -B_n, C_n \rightarrow -C_n$. A subcritical pitchfork-type bifurcation stabilises the origin from $D = 77.25$ up to a supercritical Hopf bifurcation at $D = 98.67$.

For larger values of D the two system s will evolve differently. In M_A the supercritical Hopf bifurcation creates a stable periodic solution while the 12 { dimensional system evolves on a branch of stable periodic solution with quadrupolar symmetry that becomes unstable through a torus bifurcation at $D = 118.76$. In addition to this, at $D = 118.23$, the origin undergoes Hopf bifurcation creating a branch of dipolar periodic solutions that are stabilised by a torus bifurcation at $D = 127.78$, as shown in the inset of Fig. (2). Also shown in the inset is the appearance through a saddle-node bifurcation of a branch of periodic solutions in M_S at $D = 132.72$ that are stable up to $D = 135.42$. Here they lose stability at a torus bifurcation. All of these branches of solutions pass through the region from $D = 150$ to $D = 175$ without bifurcation; however they do not provide a complete picture of all that happens in this region.

There is a pair of periodic orbits in M_A that are created at a saddle-node bifurcation at $D = 170.25$. These are stabilised by a pitchfork bifurcation of periodic orbits at $D = 171.10$ creating a branch of stable periodic orbits with no symmetry continuing down to $D = 171.003$; these are important for the intermittent dynamics discussed in the next subsection (Fig. 4). For larger D , the periodic orbit undergoes a sequence of bifurcations preserving the dipolar symmetry (i.e. creating branches that remain within M_A) up until $D = 177.75$ where a branch of stable periodic orbits that bifurcate from M_A is created. We conjecture that the saddle node bifurcation creating this series of periodic orbits is associated with breakdown of a quasiperiodic flow on a two-torus created at one of the torus bifurcations but have not been able to check this.

We investigated two cases; $\epsilon = 0.5$ and $\epsilon = 0.47$. Note that for physically meaningful results we require $\epsilon > 0.5$. We have examined the transverse stability of attractors in M_A by calculating the corresponding transverse Lyapunov exponent (λ_T). Fig. 3 summarises the results of calculations of the λ_T for the periodic orbit which is created at $D = 170.25$, as shown in the inset in Fig. (1). The important feature in this behaviour of λ_T is the presence of the two crossings through zero. The transverse stability of the other attractors do not change in this range of D .

1. The case of $\epsilon = 0.5$

For the case $\epsilon = 0.5$ we examined the behaviour of the full system over a parameter interval in the neighbourhood of $D = 171$. The loss of stability of the periodic orbit described in the previous section, does not induce on-off intermittency as we first suspected. Instead, the bifurcation at $D = 171.10$ is a pitchfork bifurcation that creates an asymmetric periodic orbit which survives up to $D = 171.003$ and is then destroyed by a collision with an unstable orbit in a saddle node bifurcation, which is shown in Fig. 4.

For $D < 171.003$, we have a transient type-I intermittency, as can be seen in Fig. 5. We also calculated the scalings of the transient times and average times between the bursts (as shown in Fig. 6 and Fig. 7) and found them to be in good agreement with the known $\tau \sim 2$ scaling. The behaviour between bursts shown in Fig. 5, resembles the 12D periodic orbit discussed above, except that the amplitude of the symmetric part of the oscillations between the bursts grow slowly towards the bursts and return, after the bursts, close to the invariant submanifold. The intermittent behaviour is transient, in the sense that the orbit returns to the fixed point in the invariant submanifold. The spectrum of Lyapunov exponents for these transient forms of intermittency is in the form $(+; 0; \dots)$, until the transient dies out, becoming attracted to a stable fixed point (note: there are two such fixed points, located symmetrically with respect to the A and B variables).

On the negative side of the crossing of the transverse Lyapunov exponent, shown in Fig. 3, we observe a basin boundary for the full 12-dimensional system with a dimension close to that of the phase space. This is shown in Fig. 8 which demonstrates which asymptotic attractor on the invariant submanifold the initial conditions get attracted to. Both basins seem to be made up of open sets (supported by the fact that calculations indicate an integer box counting dimension). This conclusion is further supported by the calculation of the exterior dimension [13] shown in Fig. 9.

It is also interesting to note, from both physical and mathematical points of view, that even if the full (12-dimensional) system does have any new attractors, nevertheless it will in general alter the relative size of the basins of attraction; most initial points seem to get attracted to only the fixed points or one of the cycles, as opposed to initial conditions starting in the invariant submanifold.

2. The case of $\epsilon = 0.47$

By making ϵ slightly smaller than 0.5 we were able to change the order of the bifurcation to chaos in the invariant submanifold relative to the loss of transverse stability. To study the behaviour of the system with $\epsilon = 0.47$, we looked at the parameter region in which the system with $\epsilon = 0.5$ had a chaotic attractor (as depicted in Fig. 3). For our calculations, we chose our initial conditions to lie in the basin of the chaotic attractors for $\epsilon = 0.5$ system. We then studied the evolution of the system for $\epsilon = 0.47$ by changing the control parameter and taking the initial conditions at each step to lie in the basin of the attractor for the previous parameter value. The results of these calculations for the λ_T and the largest Lyapunov exponents of the full 12-dimensional system are given in Fig. 10 and Fig. 11. As can be seen, the chaotic behaviour is now interspersed with periodic windows. Within these windows the periodic solutions co-exist with chaotic repellers.

Another crossing of the transverse Lyapunov exponent, from negative to positive, shown in Fig. 3, occurs at $D = 178.71$, and for $177.10 < D < 178.71$ there are stable periodic orbits restricted to the invariant submanifold. This crossing is also related to a bifurcation of periodic orbits and therefore there is no indication of on-off intermittency or riddled basins. The periodic orbit on the invariant submanifold becomes chaotic just after $D = 178.76$, not close enough to the transverse stability bifurcation at $D = 177.71$ to induce on-off intermittency. This suggests that there is likely to be a blowout at nearby parameters in the two parameter space, as we discuss in the next section. To substantiate this, we calculated the scaling of the probability distribution of the ϕ phases (corresponding to when the distance to the invariant submanifold is less than 10^{-3}) as a function of their length. As can be seen in Fig. 13, the

scaling agrees with the power law behaviour proposed in [2] with an index of $\beta=2$. At this parameter value transient on-off trajectories appear to be induced by a chaotic invariant set that is a repeller within the invariant submanifold.

C. Generic behaviour for non-normal parameters

There are a number of interesting dynamical phenomena that occur here, that are related to the fact that the system parameters are not normal.

(I) The chaotic behaviour in the invariant submanifold appears to be of the non-uniformly hyperbolic variety, and in particular the chaotic attractors are not structurally stable; they are destroyed by arbitrarily small perturbations. Notwithstanding this, we find numerical evidence (Fig. 10 and Fig. 11) that there is a family of chaotic attractors with similar properties defined on a subset of parameter space with positive (Lebesgue) measure but open (even dense) complement. This is what is found, for example, in the logistic map [14]. In the open dense complement we expect to see periodic windows and many bifurcations, for example period doubling cascades, which we have found numerically. This is consistent with the conjecture of Barreto et al. [16] on noting that the attractors here have only one positive Lyapunov exponent. In this parameter region the system may be said to be fragile [17], in the sense that arbitrarily small changes in the control parameter D can force a chaotic attractor to be replaced by a nearly attracting periodic orbit.

(II) In the light of (I), there is no reason why there should be a unique parameter value D_c at which blow out occurs. In particular, the attractor in M_A varies discontinuously, and its tangential and normal Lyapunov exponents vary discontinuously with D except within the periodic windows. This explains the presence of smooth segments in the curves of Fig. 11 within regions where the attracting dynamics is periodic.

(III) In this system the passage of λ_T through zero is fairly simple. Firstly, the value of λ_T can be bracketed between upper and lower bounds that also pass through zero. This is presumably due to the fact that certain periodic orbits in the attractor will typically maximise and minimise transverse Lyapunov exponents [15]. Secondly, there is evidence that there is a positive measure Cantor set S in parameter space where chaotic behaviour exists. On S the Lyapunov exponents are continuous in the sense that there is a continuous function λ_T^0 of parameter that is equal to λ_T on S and passes through zero at about $D = 177.75$ (see Fig. 10 and also Fig. 14). Even for parameter values not in S we can get transient on-off intermittent behaviour (see Fig. 12).

On the basis of our results we conjecture that properties (I)–(III) are typical behaviour at blow out on varying a non-normal parameter and (III) is a typical simple scenario of how this can occur.

For the case $\beta = 0.47$ we note that the transverse Lyapunov exponent (of the chaotic invariant set that attracts within M_A) becomes positive and causes the appearance of transient on-off intermittency.

IV. DISCUSSION

We have studied global dynamics and bifurcations occurring in a 12-dimensional truncation of a stellar mean field dynamo model which possesses two six dimensional invariant submanifolds corresponding to dipolar and quadrupolar symmetries respectively. An essential feature of this model is that its control parameters are non-normal, allowing the dynamics to vary both within the invariant submanifolds as well as in the directions normal to them.

Depending upon the region of the parameter space considered, we find a diverse set of dynamical modes of behaviour, including different forms of intermittency. In addition to transient type I intermittency, we find transient on-off intermittency induced by blow out bifurcations. In the parameter range where we observe the latter behaviour, the invariant submanifold possesses a family of chaotic attractors on a subset of parameter space with positive (Lebesgue) measure but open (even dense) complement. On the basis of our numerical calculations these attractors seem to be structurally unstable, which is consistent with the conjecture of Barreto et al. [16]. We also find that as a consequence of the non-normality of the control parameters the blow out bifurcation seems to occur over an interval rather than a point in the parameter space.

These results can be of potential significance for the dynamical behaviour of systems with non-normal parameters. Given the fact that the model considered here was derived directly from dynamo equations, the forms of intermittency found here can also be of potential importance in understanding the mechanism of production of the so-called grand or Maunder-type minima in solar and stellar activity, during which the amplitudes of stellar cycles are greatly diminished [18,19]. We do not however wish to imply that the forms of intermittency responsible for such stellar behaviour are necessarily transient.

ACKNOWLEDGMENTS

EC is supported by grant BD/5708/95 { Program PRAXIS XXI, from JNICT { Portugal. PA is partially supported by a "Newly appointed science lecturer" grant. RT benefited from PPARC UK Grant No. H09454. This research also benefited from the EC Human Capital and Mobility (Networks) grant "Late type stars: activity, magnetism, turbulence" No. ERBCHRXCT 940483.

-
- [1] Alexander, J., Kan, I., Yorke, J. and You, Z. Riddled Basins. *Int. Journal of Bifurcations and Chaos* 2, 795 (1992)
 - [2] Platt, M., Spiegel, E. and Tresser, C. On-onset intermittency; a mechanism for bursting. *Phys. Rev. Lett.* 70, 279 (1993)
 - [3] Ott, E. and Sommerer, J. Blowout bifurcations: the occurrence of riddled basins and on-onset intermittency. *Phys. Lett. A* 188, 39 (1994)
 - [4] Xie F. and Hu, G. Transient on-onset intermittency in a coupled map lattice system. *Phys. Rev. E* 53, 1232 (1996)
 - [5] Milnor, J. *Commun. Math. Phys.* 99, 177 (1985)
 - [6] Ashwin, P., Buescu, J. and Stewart, I. Bubbling of attractors and synchronisation of oscillators. *Phys. Lett. A* 193 126 (1994); Ashwin, P., Buescu, J. and Stewart, I. From attractor to chaotic saddle: a tale of transverse instability. *Nonlinearity* 9 703, (1996)
 - [7] Yalcinkaya, T. and Lai, Y.-C. Blowout bifurcation route to strange nonchaotic attractors. *Phys. Rev. Lett.* 77, 5039 (1996)
 - [8] Schmalz, S. and Stix, M. A dynamo with order and chaos. *Astronomy & Astrophysics* 245, 654 (1991)
 - [9] Covas, E., Tworkowski, A., Brandenburg, A., and Tavakol, R. Dynamics with different formulations of a dynamical effect. *Astronomy & Astrophysics* 317, 610 (1996)
 - [10] Krause, F. and Radler, K.-H., 1980, *Mean Field Magnetohydrodynamics and Dynamo Theory*, Pergamon, Oxford
 - [11] Covas, E. and Tavakol, R. Crisis-induced intermittency in truncated mean field dynamos. *Phys. Rev. E* 55, 6641 (1997)
 - [12] Doedel, E., Champneys, A., Fairgrieve, T., Kuznetsov, Y., Sandstede, B. and Wang, X. AUTO 97: Continuation and bifurcation software for ordinary differential equations. (available via FTP from directory pub/doedel/auto at ftp.cs.concordia.ca) (1997)
 - [13] For a discussion of exterior dimension see Lai, Y.-C. and Grebogi, C. Characterizing riddled fractal sets. *Phys. Rev. E* 53, 1371, reference 3 (1996)
 - [14] Jakobson, M. V. Absolutely continuous invariant measures for one-parameter families of one-dimensional maps. *Commun. Math. Phys.* 81, 39 (1981)
 - [15] Hunt, B. and Ott, E. Optimal periodic orbits of chaotic systems. *Phys. Rev. Lett.* 76, 2254 (1996)
 - [16] Barreto, E., Hunt, B., Grebogi, C. and Yorke, J. From high dimensional chaos to stable periodic orbits: the structure of parameter space. *Phys. Rev. Lett.* 78, 4561 (1997)
 - [17] We note in passing that the term "fragile" was used in essentially the same sense also in Tavakol, R. K. and Ellis G. F. R., On the question of cosmological modelling. *Phys. Lett. A* 130, 217 (1988)
 - [18] Weiss, N. O., in *Lectures on Solar and Planetary Dynamos*, edited by Proctor, M. R. E. and Gilbert, A. D., Cambridge University Press, Cambridge (1994)
 - [19] Spiegel, E., Platt, N. and Tresser, C. The Intermittent Solar Cycle. *Geophys. and Astrophys. Fluid Dyn.* 73, 146 (1993)

FIG. 1. Diagram showing attractors for a random selection of initial conditions within M_A for $\epsilon = 0.5$. TFP stands for trivial fixed point, FP for non-trivial fixed point, PA for antisymmetric periodic orbit and CA for antisymmetric chaotic orbit. Continuation using DSTOOL shows that the break in the FP attractor uppermost in this diagram is just a feature of the choice of initial conditions; in fact it continues to be attracting over the whole range of D . The inset shows coexisting chaotic and periodic attractors over a range of D .

FIG. 2. Diagram showing attractors for randomly chosen initial conditions in the full phase space for $\epsilon = 0.5$. PS stands for symmetric periodic orbit (i.e. in M_S), PM for a periodic orbit neither in M_A nor M_S and QPA for antisymmetric quasiperiodic orbit. The notation of TFP, FP and PA are as in Fig. 1. Observe the existence of intermittent behaviour over a range of D .

FIG. 3. The leading (i.e. most positive) transverse Lyapunov exponent and the two leading Lyapunov exponents for the attractor of a particular initial condition for the system on M_A at $\epsilon = 0.5$. The attractor is a periodic orbit from $D = 170.25$ up to $D = 178.76$, although it undergoes a number of period doublings in this range to give a chaotic attractor for $D > 178.76$. The computed orbit is transversely stable in the range $171.10 < D < 178.71$. By reducing ϵ to 0.47 we can change order of the loss of transverse stability and the breakdown to chaos in M_A .

FIG. 4. Continuation of a periodic orbit showing breakdown to type I intermittency at $\epsilon = 0.5$. The abscissa shows a symmetric component of a branch of PM periodic orbits created at a pitchfork of a PA periodic orbit. This is destroyed at a saddle-node bifurcation giving rise to type I intermittency at $D < 170.003$.

FIG. 5. Time series showing a component transverse to M_A for transient type I intermittency series for $\epsilon = 0.5$ at $D = 170$. Observe the long but irregular periods of lingering near a small amplitude periodic orbit interspersed by large fluctuations. After a long time, the trajectory is asymptotic to a stable fixed point.

FIG. 6. Scaling of transient time of the transient type I intermittency for $\epsilon = 0.5$ against the unfolding parameter $D - D_c$.

FIG. 7. Scaling of transient burst time of the transient type I intermittency for $\epsilon = 0.5$.

FIG. 8. Two dimensional slice through phase-space obtained by setting all components zero except for A_1 and B_1 . The basins of attraction of the fixed point (black) and the periodic orbit (white) that are coexisting attractors at $D = 171.12$ and $\epsilon = 0.5$.

FIG. 9. Approximation of the exterior dimension D_x of the basin shown in black in Fig. 8. This is very close to the dimension of the slice through phase-space indicating that the basin boundary is highly convoluted, even though it is not riddled.

FIG. 10. Largest transverse Lyapunov exponent (λ_T) and the two leading Lyapunov exponents (λ_1 and λ_2) for a family of attractors on the antisymmetric invariant submanifold for $\epsilon = 0.47$. Note the existence of periodic windows and general trend of λ_T through zero indicate a blow out bifurcation near $D = 177.75$. The lack of smoothness of these curves is indicative of the fact that D is not a normal parameter.

FIG. 11. Amplification of the transverse Lyapunov exponent and the two leading Lyapunov exponents for the antisymmetric subset of equations for $\epsilon = 0.47$. This shows the existence of a "window" in parameter space where the attractor within the invariant subspace is periodic and transversely repelling.

FIG. 12. Time series showing transient on-off intermittency for $\epsilon = 0.47$ and $D = 177.70$. The on-off intermittent behaviour is induced by a chaotic repeller which is present within the periodic windows. After a long transient, the trajectory is asymptotic to a stable fixed point within M_A (not shown).

FIG. 13. Scaling of the laminar phases over an on-o transient orbit segment for $\beta = 0.47$ and $D = 177:70$. The $3=2$ scaling is evidence of an on-o intermittent state.

FIG. 14. Average of the variable B_2 measuring average distance from M_A over an on-o transient orbit segment that eventually ends at a fixed point (for $\beta = 0.47$). The discontinuous nature of this presumably reflects the discontinuous change in τ illustrated in Figure 10.

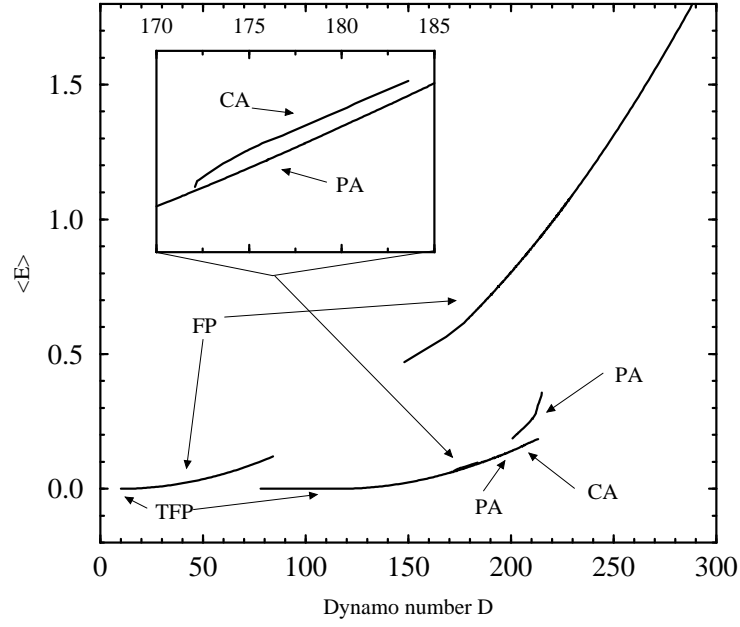


Figure 1

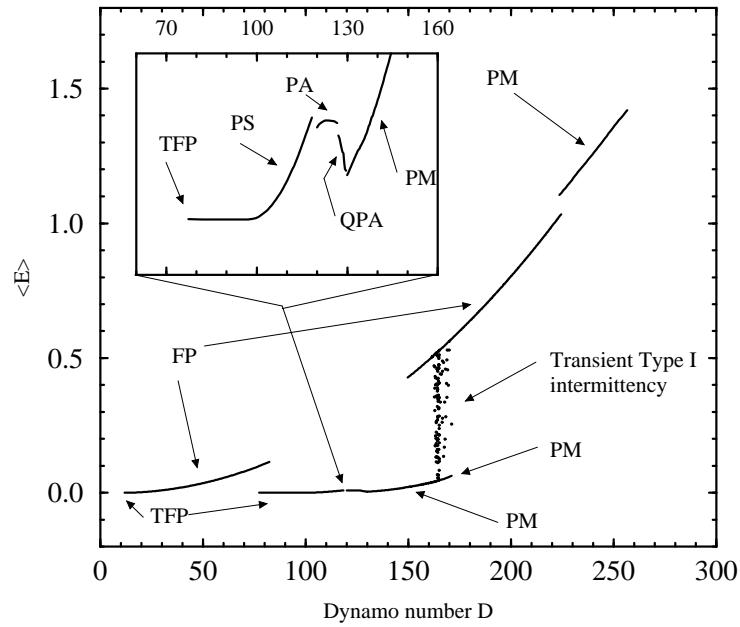


Figure 2

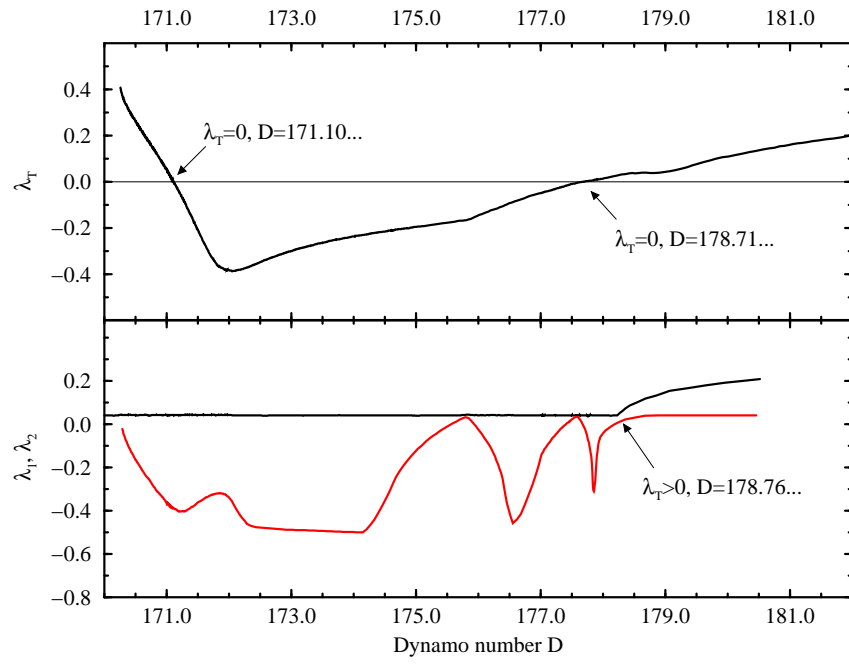


Figure 3

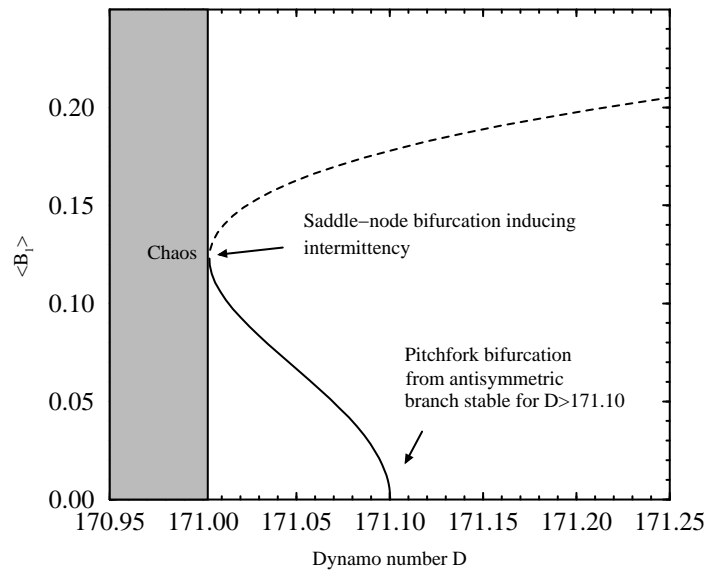


Figure 4

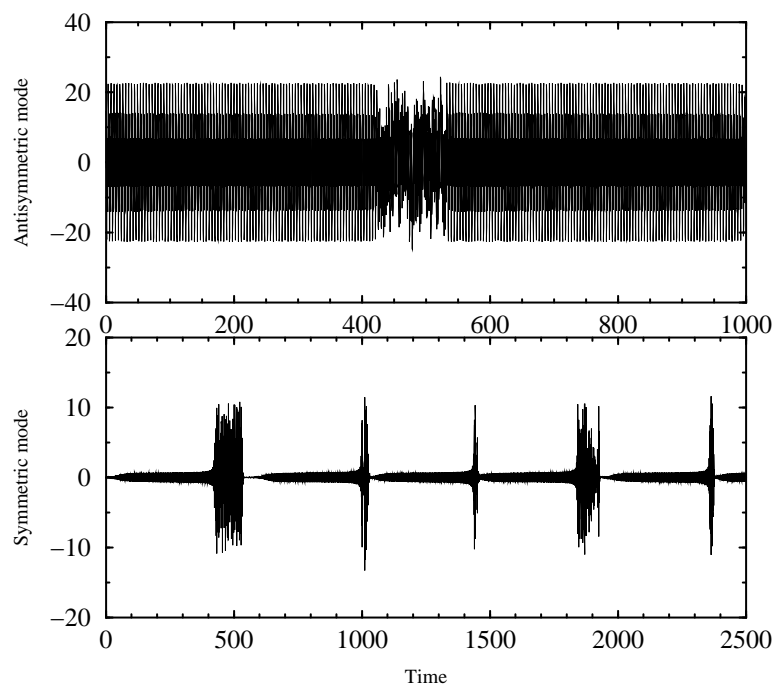


Figure 5

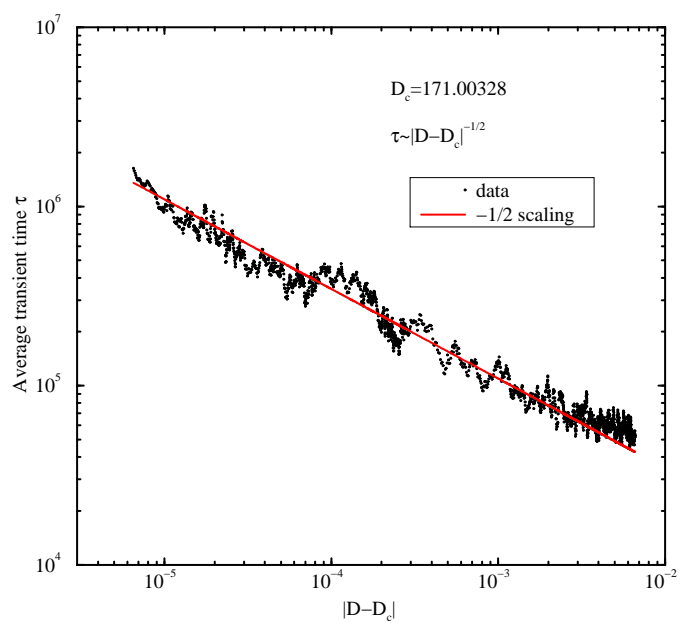


Figure 6

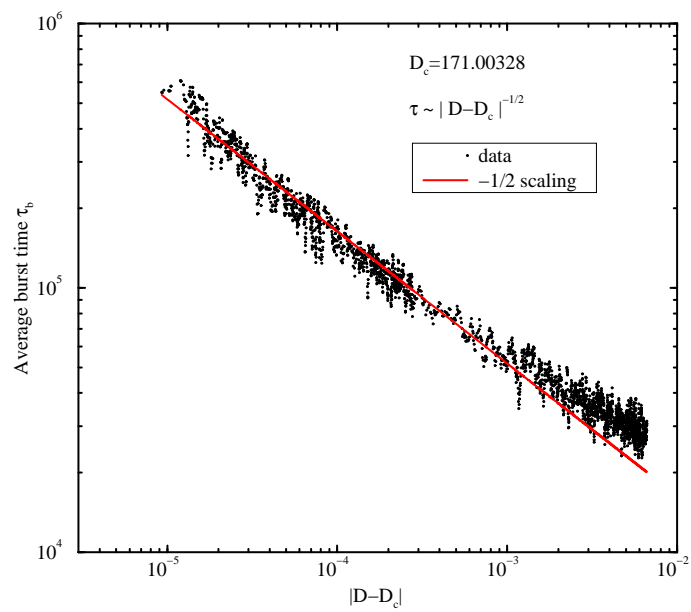


Figure 7

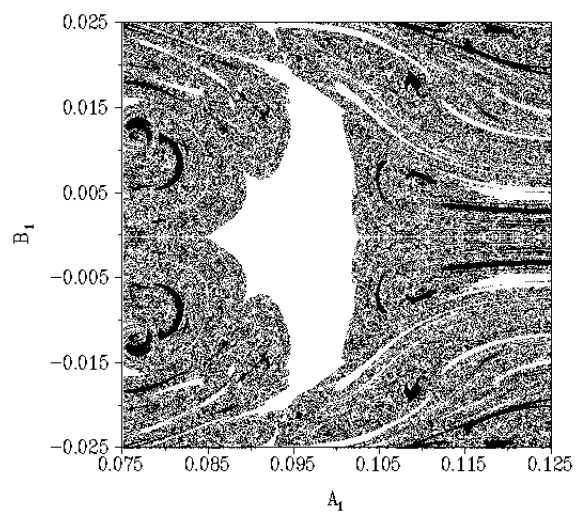


Figure 8

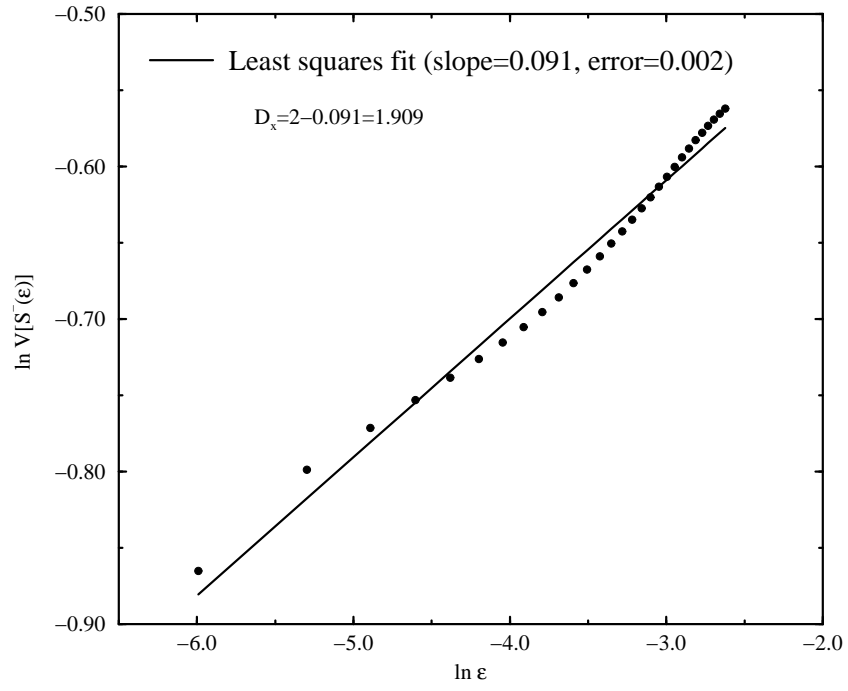


Figure 9

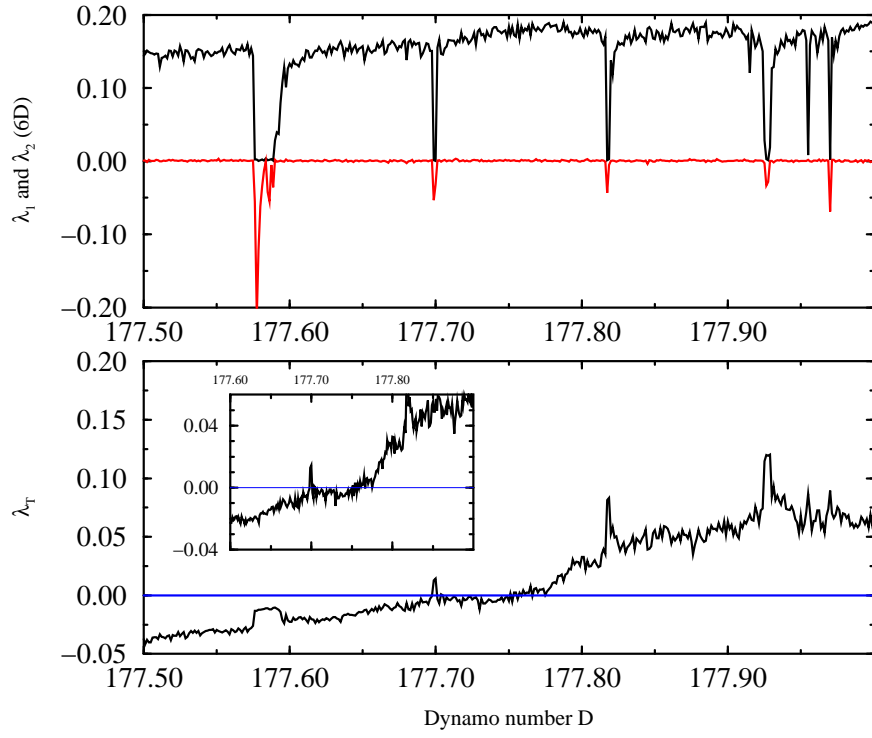


Figure 10

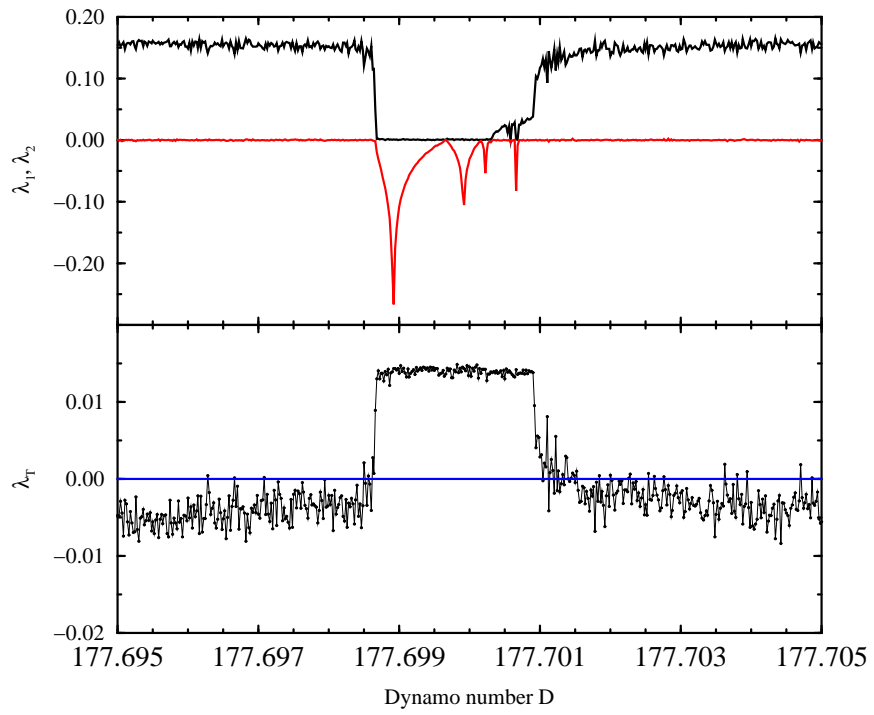


Figure 11

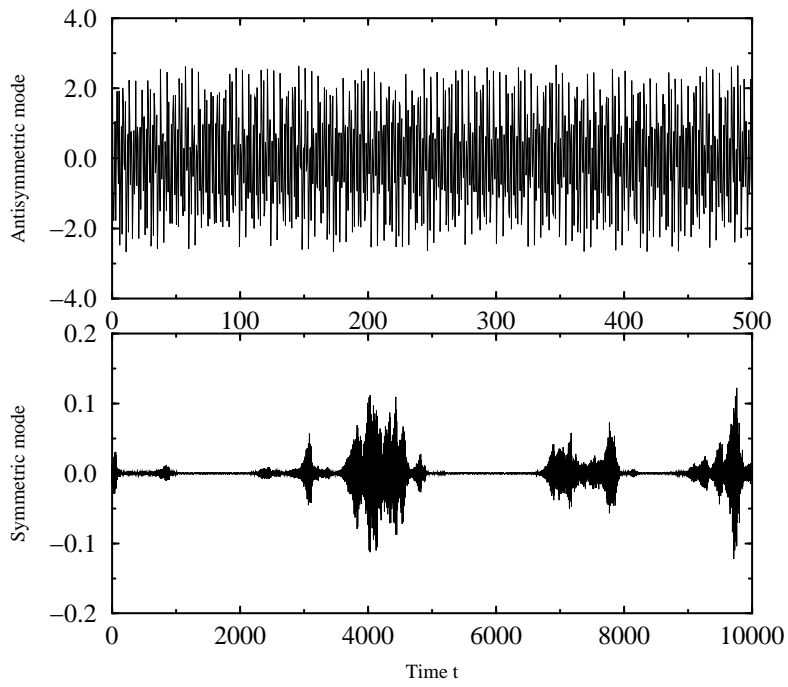


Figure 12

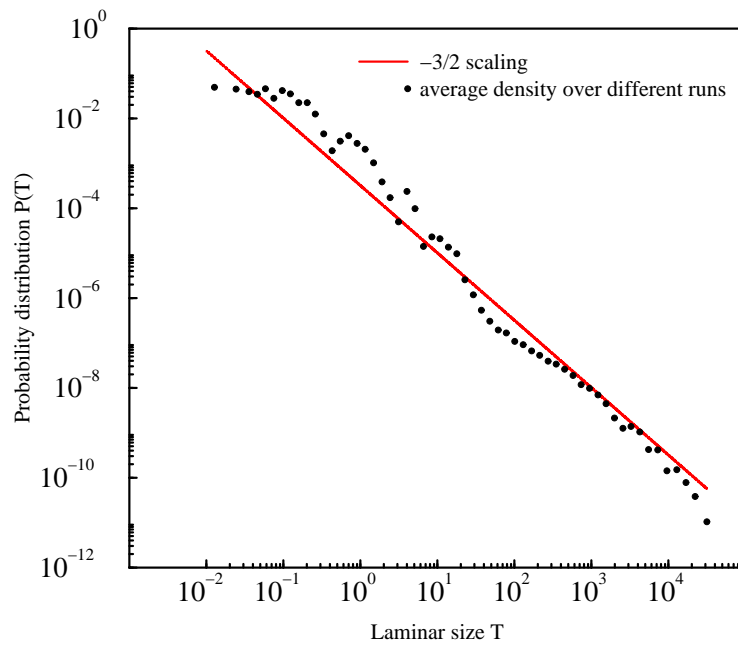


Figure 13

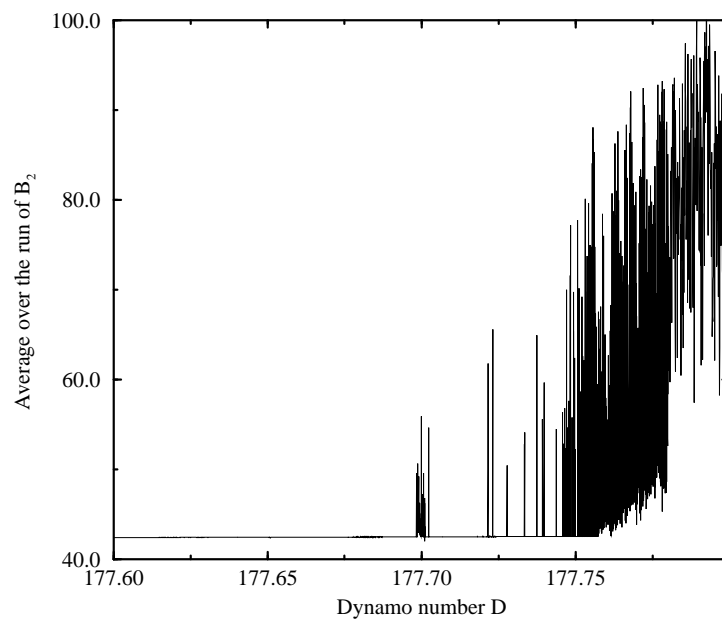


Figure 14

