

# Slow-roll reconstruction for running spectral index

Qing-Guo Huang

*School of physics, Korea Institute for Advanced Study,  
207-43, Cheongryangri-Dong, Dongdaemun-Gu,  
Seoul 130-722, Korea*

huangqg@kias.re.kr

## ABSTRACT

We not only reconstruct the slow-roll parameters for fit to the running spectral index from WMAP three-year data in the usual slow-roll inflation model and noncommutative inflation model, but also investigate the evolution of these slow-roll parameters. Requiring slow-roll inflation lasts more than 20 e-folds after CMB scales leave the horizon suggests that the potential at the last stage of inflation takes the form  $V(\phi) = V_0(1 + \frac{\eta_c}{2} \frac{(\phi - \phi_c)^2}{M_p^2})$ , where  $\eta_c$  is a constant. A natural mechanism to end inflation at  $\phi = \phi_c$  is hybrid type inflation.

# 1 Introduction

Inflation model [1] not only interprets the large-scale homogeneity and isotropy of the universe, but also provides a natural mechanism for explaining the observed level of inhomogeneity. The quantum fluctuations generated within horizon stretch outside the Hubble horizon to be classical during the period of inflation. During the deceleration phase after inflation they re-enter the horizon, and seed the matter and the radiation density fluctuations observed in the universe.

There are two distinct problems for cosmology. One is to extract the amplitude of the power spectrum, including the scale dependence, from observational data. The other is to understand the origin of the inflation model in fundamental theories. In the last decade thousands of inflation models have been proposed [2]. However we still can not pick out a realistic model among them. With the development of cosmological observations, such as WMAP [3] and Sloan Digital Sky Survey [4] etc., it is time to ask what the observations imply. A useful method to try to answer this question is slow-roll reconstruction, which has been investigated for more than ten years [5–7]. Unfortunately, we have not worked out any suggestive implications for the potential of inflaton.

The  $\Lambda$ CDM model is still an excellent fit to WMAP three-year data. A near scale-invariant, adiabatic primordial power spectrum generated during inflation can be taken as the seeds for the anisotropy of CMB. Even though a red power spectrum for the curvature perturbations is a nice fit to WMAP data, a running spectral index slightly improves the fit [3]. The values of the spectral index and its running and the upper bound on the tensor-scalar ratio are respectively [3]

$$n_s = 1.21_{-0.16}^{+0.13}, \quad \alpha_s = -0.102_{-0.043}^{+0.050}, \quad r \leq 1.5, \quad (1.1)$$

at  $k = 0.002\text{Mpc}^{-1}$ . Combining with SDSS, a more stringent constraint on the tensor perturbations  $r \leq 0.67$  is obtained. The running not only contains in the WMAP data, but also in combination with other CMB and/or large scale structure information, such as 2dFGRS [8] and the Sloan Digital Sky Survey [4]. Further analysis of a possible running spectral index is discussed in [9]. Many theoretical discussions on WMAP results are proposed in [10–17].

The analysis of WMAP data also implies that a red power spectrum ( $n_s < 1$ ) at  $k = 0.05\text{Mpc}^{-1}$  is favored and the running of the spectral index is not required at more than the 95% confidence level. Thus not only the spectral index runs, but the running is also scale-dependent. In [13], we suggested a new parameter, the running of running,

which is defined as

$$\beta_s = \frac{d\alpha_s}{d \ln k}, \quad (1.2)$$

to describe the feature of the scale-dependent running. The value of  $\beta_s$  is estimated at the linear approximation level as

$$\beta_s \simeq \frac{\Delta\alpha_s}{\Delta \ln k} \simeq \frac{0 - (-0.102)}{\ln(0.05/0.002)} \simeq 0.0318. \quad (1.3)$$

A running of running with the order of magnitude  $10^{-2}$  is expected. In [16], the authors also pointed out the running of the spectral index should not be a constant.

We use the Horizon Flow Functions [5, 6, 18] to compute the spectral index and its running and running of running. One of the advantages of this approach is that it directly translates between the slow-roll parameters and the running spectral index. A further virtue of this approach is that when the slow-roll hierarchy is truncated at finite order, the truncation is preserved by the evolution equations.

Our paper is organized as follows. In section 2, we calculate the spectral index and its running and running of running in usual slow-roll inflation model and reconstruct the slow-roll parameters. In section 3, we compute the modification of running spectral index in noncommutative inflation model and reconstruct the slow-roll parameters and the non-commutative parameter. The evolution of the slow-roll parameters are also investigated in section 2 and 3. In section 4, we conclude a suggestive potential for the inflaton at the last stage of inflation. Section 5 contains some concluding remarks.

## 2 Spectral index in usual inflation model

In this paper, we only focus on inflation governed by single inflaton field  $\phi$ . In FRW universe, Friedmann equation and the equation of motion for the homogeneous inflaton  $\phi$  are respectively

$$H^2 = \frac{1}{3M_p^2} \left( \frac{1}{2}\dot{\phi}^2 + V(\phi) \right), \quad (2.1)$$

$$\ddot{\phi} = -3H\dot{\phi} - V', \quad (2.2)$$

where  $M_p$  is the reduced Planck mass scale,  $V(\phi)$  is the potential of inflaton. When  $\dot{\phi}^2 \ll V$  and  $|\ddot{\phi}| \ll 3H|\dot{\phi}|$ , inflaton slowly rolls down its potential. To be simple, we define some slow-roll parameters as

$$\epsilon \equiv \frac{3\dot{\phi}^2}{2} \left( V + \frac{1}{2}\dot{\phi}^2 \right)^{-1} = 2M_p^2 \left( \frac{H'}{H} \right)^2, \quad (2.3)$$

$$\eta \equiv -\frac{\ddot{\phi}}{H\dot{\phi}} = 2M_p^2 \frac{H''}{H}, \quad (2.4)$$

where prime denotes the derivative with respect to  $\phi$ . The slow-roll conditions become

$$\epsilon \ll 1, \quad \text{and} \quad |\eta| \ll 3. \quad (2.5)$$

In the whole paper, we assume, without loss of generality,  $\dot{\phi} < 0$ , so that  $H'/H > 0$ . The number of e-folds  $N$  before the end of inflation is given by

$$\frac{dN}{d\phi} = -\frac{H}{\dot{\phi}} = \frac{1}{\sqrt{2\epsilon}M_p}. \quad (2.6)$$

The slow-roll parameter  $\epsilon$  determines how fast the inflaton field evolves. If  $\epsilon \ll 1$ , inflaton rolls down its potential very slowly.

At the first order expansion around an exact solution, the amplitudes of the scalar and tensor power spectra are respectively [2, 5, 19–21]

$$\Delta_{\mathcal{R}}^2 = (1 - (2C + 1)\epsilon + C\eta)^2 \frac{H^2/M_p^2}{8\pi^2\epsilon}, \quad (2.7)$$

$$\Delta_T^2 = (1 - (C + 1)\epsilon)^2 \frac{H^2/M_p^2}{\pi^2/2}, \quad (2.8)$$

where  $C = -2 + \ln 2 + \gamma \simeq -0.73$  and  $\gamma$  is the Euler constant originating in the expansion of the gamma function. The tensor-scalar ratio is

$$r = \frac{\Delta_T^2}{\Delta_{\mathcal{R}}^2} = 16\epsilon(1 + 2C(\epsilon - \eta)). \quad (2.9)$$

Using the slow-roll condition, we find

$$\frac{d}{d \ln k} = -M_p \frac{\sqrt{2\epsilon}}{1 - \epsilon} \frac{d}{d\phi}. \quad (2.10)$$

The evolution of the slow-roll parameters are given by

$$\frac{d\epsilon}{d \ln k} = \frac{2\epsilon^2 - 2\epsilon\eta}{1 - \epsilon}, \quad (2.11)$$

$$\frac{d\eta}{d \ln k} = \frac{-\xi + \epsilon\eta}{1 - \epsilon}, \quad (2.12)$$

$$\frac{d\xi}{d \ln k} = \frac{2\epsilon\xi - \eta\xi - \zeta}{1 - \epsilon}, \quad (2.13)$$

$$\frac{d\zeta}{d \ln k} = \frac{-\theta - 2\eta\zeta + 3\epsilon\zeta}{1 - \epsilon}, \quad (2.14)$$

where

$$\xi \equiv 4M_p^4 \frac{H'H^{(3)}}{H^2}, \quad (2.15)$$

$$\zeta \equiv 8M_p^6 \frac{H'^2 H^{(4)}}{H^3}, \quad (2.16)$$

$$\theta \equiv 16M_p^8 \frac{H'^3 H^{(5)}}{H^4}, \quad (2.17)$$

and  $H^{(n)} = d^n H / d\phi^n$ . The above equations for the evolution of the slow-roll parameters preserve the slow-roll hierarchy truncations. For example, if  $\xi = \zeta = \theta = \dots = 0$ ,  $d\xi/d\ln k = d\zeta/d\ln k = \dots = 0$ .

Using these equations, we calculate the spectral index and its running and running of running which respectively take the form

$$n_s \equiv \frac{d \ln \Delta_{\mathcal{R}}^2}{d \ln k} = 1 - 4\epsilon + 2\eta - 2C\xi - 8(C+1)\epsilon^2 + (6+10C)\epsilon\eta, \quad (2.18)$$

$$\alpha_s \equiv \frac{dn_s}{d \ln k} = -2\xi - 8\epsilon^2 + 10\epsilon\eta - (8+14C)\epsilon\xi + 2C\eta\xi + 2C\zeta, \quad (2.19)$$

$$\begin{aligned} \beta_s \equiv \frac{d\alpha_s}{d \ln k} &= -14\epsilon\xi + 2\eta\xi - 2C\xi^2 + 2\zeta - 2C\theta \\ &- 32\epsilon^3 + 62\epsilon^2\eta - 20\epsilon\eta^2 - (46+56C)\epsilon^2\xi + (26+48C)\epsilon\eta\xi \\ &- 2C\eta^2\xi + (10+20C)\epsilon\zeta - 6C\eta\zeta. \end{aligned} \quad (2.20)$$

We will use (2.9), (2.18), (2.19) and (2.20) to reconstruct slow-roll parameters for fit to the running spectral index. In order to describe the evolution of the slow-roll parameters, we introduce a new number of e-folds  $n$  which is related to the value of the scale factor by

$$a(n) = a_{0.002}e^n, \quad (2.21)$$

where  $a_{0.002}$  is the scale factor at the time when the comoving fluctuation mode with wave number  $k = 0.002\text{Mpc}^{-1}$  crossed the Hubble horizon during the period of inflation. Using eq. (2.6), (2.10) and  $dn = -dN$ , we find

$$(1 - \epsilon)\frac{d}{d \ln k} = \frac{d}{dn}. \quad (2.22)$$

For  $k = 0.05\text{Mpc}^{-1}$ ,  $n_{0.05} \simeq \ln(0.05/0.002) = 3.2$ . Following we will reconstruct the slow-roll parameters with different slow-roll hierarchy truncations respectively.

## 2.1 $\xi = \zeta = \theta = 0$

In this case we set  $\xi = \zeta = \theta = 0$ . There are two free parameters  $\epsilon$  and  $\eta$  for fit to the two observational parameters  $n_s$  and  $\alpha_s$ . Solving eq. (2.18), we find

$$\eta = \frac{s + 4\epsilon + 8(1+C)\epsilon^2}{2 + (6+10C)\epsilon}, \quad (2.23)$$

where  $s = n_s - 1$ . The running of the spectral index becomes

$$\alpha_s = \frac{\epsilon(5s + 12\epsilon + 16\epsilon^2)}{1 + (3+5C)\epsilon}, \quad (2.24)$$

which is positive for blue spectrum ( $n_s > 1$ ) if  $\epsilon < -1/(3+5C) \simeq 1.5$ . Slow-roll condition requires  $\epsilon \ll 1$  and the running of spectral index must be positive for blue tilt power spectrum. Thus two slow-roll parameters  $\epsilon$  and  $\eta$  can not provide a negative running of the spectral index with large absolute value.

## 2.2 $\zeta = \theta = 0$

We take another slow-roll parameter  $\xi$  into account, but still set  $\zeta$  and  $\theta$  to be zero. First we use three slow-roll parameters  $\epsilon$ ,  $\eta$  and  $\xi$  to fit the spectral index and its running. Taking the spectral index and its running as input, we show the constraint on these three slow-roll parameters and corresponding running of running in fig.1. These three slow-roll

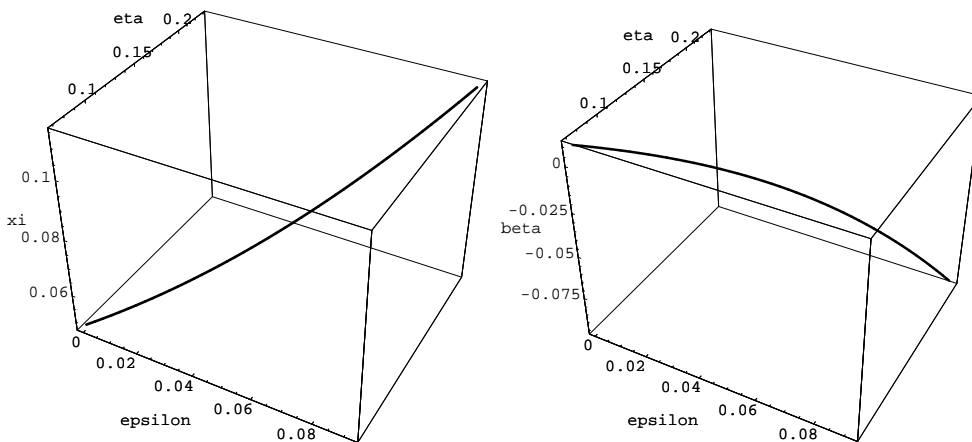


Figure 1: Ignoring  $\zeta$  and  $\theta$ , the constraints on the slow-roll parameters and the corresponding running of running are showed for  $n_s = 1.21$  and  $\alpha_s = -0.102$ , where  $r \simeq 16\epsilon < 1.5$ .

parameters can fit the spectral index and its running nicely. However they are roughly evaluated at the same order of magnitude. We can not reach a reliable truncation of the slow-roll hierarchy and higher order parameters should be taken into account. The figure on the right hand side of fig. 1 implies that these three slow-roll parameters cannot provide a large enough running of running.

The evolution of slow-roll parameters are governed by (2.11), (2.12), (2.13) and (2.14). Solving these equations, we can describe how the slow-roll parameters and spectral index and its running evolve. Since there are only two constraints ( $n_s$  and  $\alpha_s$ ), but three free parameters, we can not fix the value of  $\epsilon$ ,  $\eta$  and  $\xi$  at  $k = 0.002\text{Mpc}^{-1}$ . We scan the corresponding value along the line in the figure on the left hand side of fig. 1. The similar behaviors for the evolution of the slow-roll parameters and spectral index and its running are obtained for different values of the slow-roll parameters at  $k = 0.002\text{Mpc}^{-1}$ . Here,

for example, we take  $\epsilon = 0.01$ ,  $\eta = 0.088$  and  $\xi = 0.052$  and show the evolution of the slow-roll parameter and the spectral index and its running in fig. 2. According to fig.

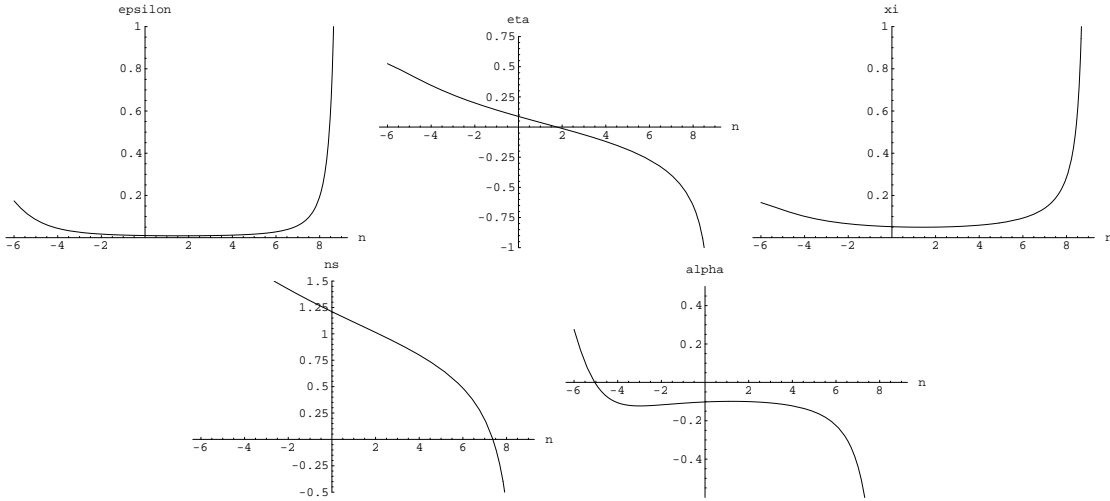


Figure 2: Ignoring  $\zeta$  and  $\theta$ , the evolution of the slow-roll parameters and spectral index and its running are showed.

2, we find that a large enough number of e-folds after the CMB scales leave the horizon can not be obtained. In [15,16], the authors also pointed out that the running of spectral index cannot be obtained if we only consider these three slow-roll parameters and require that the slow-roll inflation lasts not shorter than 30 e-folds after the CMB scales leave the horizon.

### 2.3 $\theta = 0$

In this case we take the fourth slow-roll parameter  $\zeta$  into account for fit to the spectral index and its running and running of running. In [7], the authors also suggested this parameters for fit to the running spectral index. The results are showed in fig. 3. A premature truncation of the slow-roll hierarchy appears if  $\zeta \sim \mathcal{O}(10^{-3})$ . For example, for  $\zeta < 10^{-2}$ , constraints on the other slow-roll parameters are respectively  $\epsilon \in [0, 0.002]$ ,  $\eta \in [0.075, 0.078]$  and  $\xi \simeq 0.042$ . Now the tensor-scalar ratio is smaller than 0.04.

We also investigate the evolution of the slow-roll parameters and the spectral index and its running. The similar behaviors of these parameters are obtained for taking different values of slow-roll parameters at  $k = 0.002\text{Mpc}^{-1}$  along the line in fig. 3. For example, we take  $\epsilon = 0.02$ ,  $\eta = 0.112$ ,  $\xi = 0.047$  and  $\zeta = 0.014$  and the evolution of the parameters are showed in fig. 4. An interesting result is that all of the slow-roll parameters go to zero within roughly 15 e-folds after  $k = 0.002\text{Mpc}^{-1}$  leaves the horizon, except  $\eta$  which

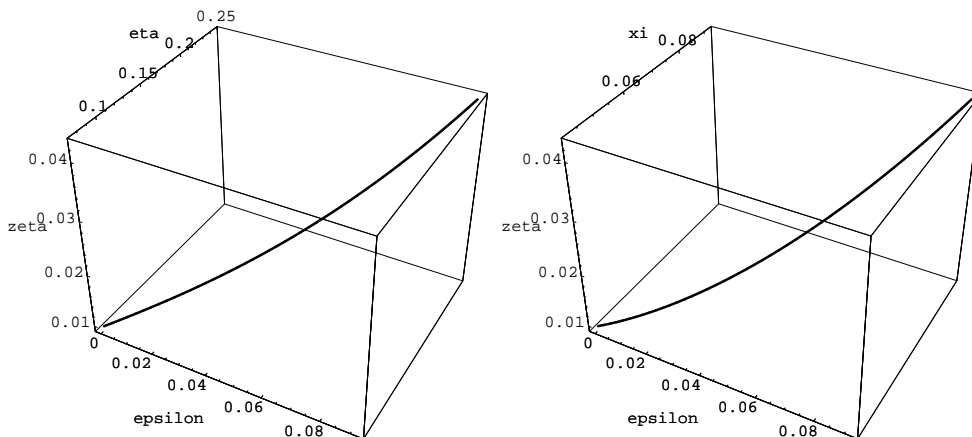


Figure 3: Ignoring  $\theta$  only, constraints on the slow-roll parameters are showed for  $n_s = 1.21$ ,  $\alpha_s = -0.102$  and  $\beta_s = 0.0318$ , where  $r \simeq 16\epsilon \leq 1.5$ .

approaches to a positive constant  $\eta_c$ . Since  $\eta_c$  is still much less than 3, the slow-roll inflation will not end. How to end inflation will be discussed in section 4.

We need to make one point clear here. If we only consider the spectral index and the running to reconstruct the slow-roll parameters, the constraints is looser, since there are four parameters, but only two constraints. Taking the fourth slow-roll parameter for a nice fit the running of running, we find that a large enough number of e-folds is obtained.

## 2.4 Summary

To summarize, the slow-roll reconstruction shows that one more parameter is needed for nice fit to the observational parameters, e.g. three slow-roll parameters is needed for fit to the spectral index and its running and four slow-roll parameters are required if we also want to fit the running of running. Including the fourth slow-roll parameter  $\zeta$ , a premature truncation of the slow-roll hierarchy is obtained for a small value of  $\epsilon$ ; otherwise, we should take care of the contribution from higher order slow-roll parameters even for the spectral index and its running. We also need to keep in mind that we still have not built such an inflation model in a fundamental theory.

Here we only fit the central value of the observational parameters. In order to get more precise results, we should use Monte Carlo Markov Chain analysis. We hope we can do it in the near future.



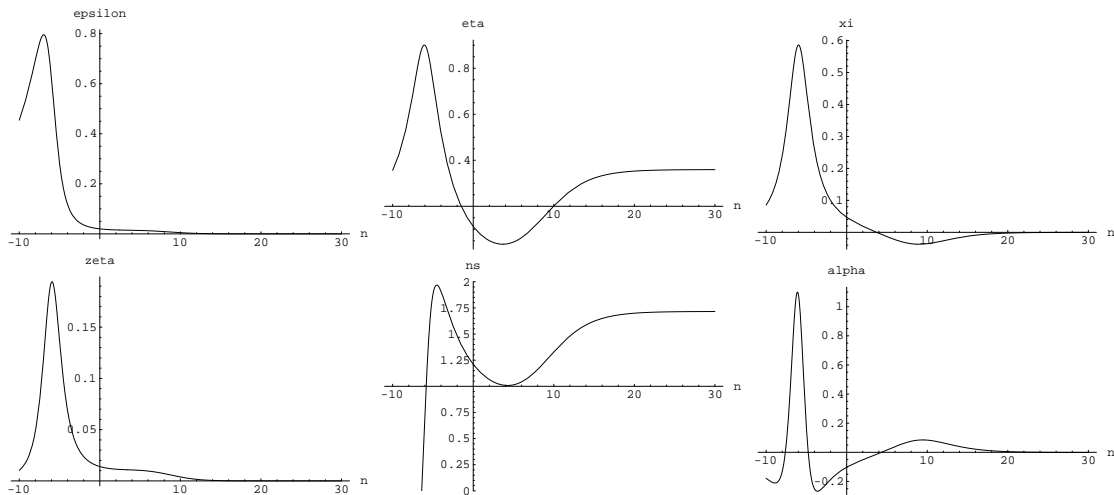


Figure 4: Ignoring  $\theta$  only, the evolution of the slow-roll parameters and spectral index and its running are showed.

### 3 Spectral index in noncommutative inflation model

Since there is not a realistic inflation model providing a negative running of the spectral index with large enough absolute value, one question we shall ask is what is related to the running spectral index from the viewpoint of fundamental theory. In [12, 13, 23–26], the authors proposed that the inflation model in noncommutative spacetime open a window to improve the fit to the running spectral index for the typical inflation models. The other relevant trans-Planckian physics [27] and non-minimal coupled inflation model [28] have also been discussed widely.

In this section, we compute the amplitude of the scalar and tensor power spectra in noncommutative inflation model and discuss the truncation of the slow-roll hierarchy for fit to the running spectral index.

#### 3.1 Spectral index in noncommutative inflation model

Noncommutative spacetime naturally emerges in string theory [29], which implies a new uncertainty relation

$$\Delta t_p \Delta x_p \geq l_s^2, \quad (3.1)$$

where  $t_p$  and  $x_p$  are the physical time and space,  $l_s$  is uncertainty length scale or string scale in string theory. To make this paper self-consistent, we briefly review the calculation of the primordial power spectrum [25] for noncommutative inflation model. The spacetime noncommutative effects are encoded in a new product among functions, namely the star

product, replacing the usual algebra product. Since the evolution of the background is homogeneous, the standard cosmological equations of the inflation does not change.

In order to make the uncertainty relationship in (3.1) clear in FRW background, we introduce a new time coordinate  $\tau$  as

$$ds^2 = dt^2 - a^2(t)d\vec{x}^2 = a^{-2}(\tau)d\tau^2 - a^2(\tau)d\vec{x}^2. \quad (3.2)$$

Now the uncertainty relationship (3.1) for the coordinates in the above metric becomes

$$\Delta\tau\Delta x \geq l_s^2. \quad (3.3)$$

The star product can be explicitly defined as

$$f(\tau, x) * g(\tau, x) = e^{-\frac{i}{2}l_s^2(\partial_x\partial_{\tau'} - \partial_{\tau}\partial_{x'})} f(\tau, x)g(\tau', x')|_{\tau'=\tau, x'=x}. \quad (3.4)$$

Because the comoving curvature perturbation  $\mathcal{R}$  not only depends on time, but also depends on the position in the space, the equation of motion for  $\mathcal{R}$  is modified by the noncommutative effects,

$$u_k'' + \left(k^2 - \frac{z_k''}{z_k}\right)u_k = 0, \quad (3.5)$$

where

$$\begin{aligned} z_k^2(\tilde{\eta}) &= z^2 y_k^2(\tilde{\eta}), \quad y_k^2 = (\beta_k^+ \beta_k^-)^{\frac{1}{2}}, \\ \frac{d\tilde{\eta}}{d\tau} &= \left(\frac{\beta_k^-}{\beta_k^+}\right)^{\frac{1}{2}}, \quad \beta_k^{\pm} = \frac{1}{2}(a^{\pm 2}(\tau + l_s^2 k) + a^{\pm 2}(\tau - l_s^2 k)), \end{aligned} \quad (3.6)$$

$z = a\dot{\phi}/H$ ,  $\mathcal{R}_k(\tilde{\eta}) = u_k(\tilde{\eta})/z_k(\tilde{\eta})$  is the Fourier modes of  $\mathcal{R}$  in momentum space and the prime in (3.5) denotes the derivative with respect to the modified conformal time  $\tilde{\eta}$ . The deviation from the commutative case encodes in  $\beta_k^{\pm}$  and the corrections from the noncommutative effects can be parameterized by  $\frac{Hk}{aM_s^2}$ . After a lengthy but straightforward calculation, we get

$$\begin{aligned} \frac{z_k''}{z_k} &= 2(aH)^2 \left(1 + \epsilon - \frac{3}{2}\eta - 2\mu + \mathcal{O}(\xi, \epsilon^2, \epsilon\eta, \eta^2)\right), \\ aH &\simeq \frac{-1}{\tilde{\eta}}(1 + \epsilon + \mu), \end{aligned} \quad (3.7)$$

where

$$\mu = \frac{H^2 k^2}{a^2 M_s^4} \quad (3.8)$$

is the noncommutative parameter and  $M_s = l_s^{-1}$  is the noncommutative mass scale or string mass scale. Solving eq. (3.5) yields the amplitude of the scalar comoving curvature fluctuations in noncommutative spacetime

$$\Delta_{\mathcal{R}}^2 = \frac{k^3}{2\pi^2} |\mathcal{R}_k(\tilde{\eta})|^2 = (1 - (2C + 1)\epsilon + C\eta)^2 \frac{H^2/M_p^2}{8\pi^2\epsilon} (1 + \mu)^{-4}, \quad (3.9)$$

where  $H$  takes the value when the fluctuation mode  $k$  crosses the Hubble radius ( $z_k''/z_k = k^2$ ) and  $k$  is the comoving Fourier mode. Using (3.8) and (2.10), we obtain

$$\frac{d\mu}{d \ln k} = \frac{-4\epsilon\mu}{1-\epsilon}. \quad (3.10)$$

The spectral index and its running and running of running are respectively

$$n_s = 1 - 4\epsilon + 2\eta - 2C\xi - 8(C+1)\epsilon^2 + (6+10C)\epsilon\eta + 16(\epsilon + \epsilon^2)\mu, \quad (3.11)$$

$$\alpha_s = -2\xi - 8\epsilon^2 + 10\epsilon\eta - (8+14C)\epsilon\xi + 2C\eta\xi + 2C\zeta - 32(\epsilon^2 + \epsilon\eta)\mu, \quad (3.12)$$

$$\begin{aligned} \beta_s = & -14\epsilon\xi + 2\eta\xi - 2C\xi^2 + 2\zeta - 2C\theta \\ & - 32\epsilon^3 + 62\epsilon^2\eta - 20\epsilon\eta^2 - (46+56C)\epsilon^2\xi + (26+48C)\epsilon\eta\xi \\ & - 2C\eta^2\xi + (10+20C)\epsilon\zeta - 6C\eta\zeta \\ & + 160\epsilon\eta^2\mu + 64\epsilon^2\eta\mu + 32\epsilon\xi\mu. \end{aligned} \quad (3.13)$$

Similarly, the amplitude of the tensor perturbations and the tensor-scalar ratio are respectively given by

$$\Delta_T^2 = (1 - (C+1)\epsilon)^2 \frac{H^2/M_p^2}{\pi^2/2} (1+\mu)^{-4}, \quad (3.14)$$

$$r = \frac{\Delta_T^2}{\Delta_{\mathcal{R}}^2} = 16\epsilon(1+2C(\epsilon-\eta)). \quad (3.15)$$

When  $\mu = 0$  or  $H \ll M_s$ , all of the above results in noncommutative inflation come back to those in usual inflation model.

### 3.2 Slow-roll reconstruction and slow-roll hierarchy in noncommutative inflation model

In this subsection, we reconstruct the slow-roll parameters and the noncommutative parameter  $\mu$  for fit to the running spectral index from WMAP three-year data.

First, we consider the case with  $\xi = \zeta = \theta = 0$ . Now there are three free parameters:  $\epsilon$ ,  $\eta$  and  $\mu$ . For fit to the spectral index and its running and running of running, we find  $\epsilon = 0.077$ ,  $\eta = 0.072$ ,  $\mu = 0.3$  and the tensor-scalar ratio is 1.23. Naively, this result seems trivial, because we use three free parameters to fit three observational parameters. But the non-trivial thing is that the slow-roll parameters and  $\mu$  are evaluated within the reasonable region. Previously, we have showed that three slow-roll parameters cannot

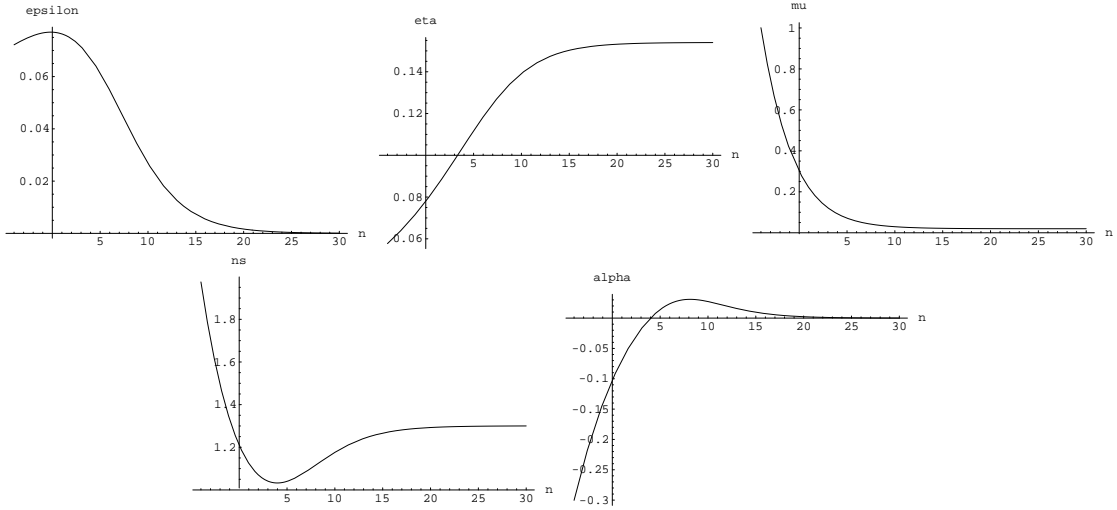


Figure 5: Setting  $\xi = \zeta = \theta = 0$ , the evolution of the slow-roll parameters and spectral index and its running are showed.

provide a large running of running at all. The evolution of these parameters are showed in fig. 5. After fluctuation mode  $k = 0.002\text{Mpc}^{-1}$  stretched outside the Hubble horizon,  $\epsilon$  and  $\mu$  approach to zero; however,  $\eta$  goes to a positive constant  $\eta_c$  which is much smaller than 3. The mechanism to end inflation will be discussed in section 4.

Second, we consider the case with only setting  $\zeta = \theta = 0$ . The constraints on the slow-roll parameters and  $\mu$  for fit to the spectral index and its running and running of running are showed in fig. 6. We are also interested in the evolution of the slow-

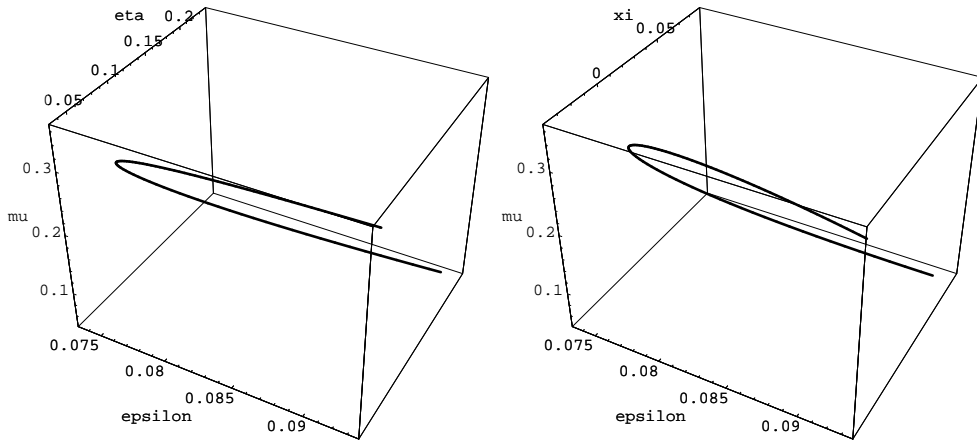


Figure 6: Ignoring  $\zeta$  and  $\theta$ , the constraints on the slow-parameters and  $\mu$  are showed for fit to  $n_s = 1.21$ ,  $\alpha_s = -0.102$  and  $\beta_s = 0.0318$ .

roll parameters and spectral index and its running. We scan the corresponding value

of the slow-roll parameters and  $\mu$  in fig. 6. If we require slow-roll inflation lasts more than 20 e-folds after CMB scales leave the horizon, the constraints on these parameters are  $\epsilon \in [0.076, 0.094]$ ,  $\eta \in [0.044, 0.078]$ ,  $\xi \in [-0.039, 0.005]$  and  $\mu \in [0.284, 0.352]$  at  $k = 0.002\text{Mpc}^{-1}$ . Within the permitted region for these parameters at  $k = 0.002\text{Mpc}^{-1}$ , for example, we take  $\epsilon = 0.081$ ,  $\eta = 0.062$ ,  $\xi = -0.01$  and  $\mu = 0.318$ , and the evolution of the slow-roll parameters and spectral index and its running are showed in fig. 7. Similar

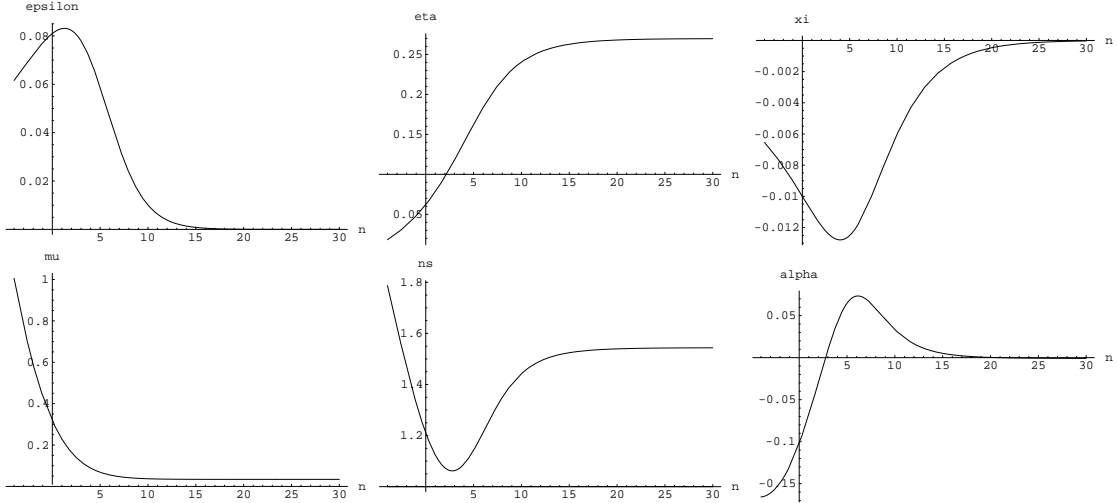


Figure 7: Setting  $\zeta = \theta = 0$ , the evolution of the slow-roll parameters and spectral index and its running are showed.

behaviors for  $\epsilon$ ,  $\eta$ ,  $\xi$  and  $\mu$  are obtained for different value of the slow-roll parameters and  $\mu$  evaluated within the allowed region. As a universal result, the slow-roll parameters go to zero, except  $\eta$  which approaches to a positive value  $\eta_c$ .

To summarize, noncommutative inflation can provide a running spectral for fit to WMAP three-year data and the slow-roll hierarchy is obtained. A feature for the noncommutative inflation model is that a large amplitude of the tensor perturbations is required ( $r \geq 1.22$ ).

## 4 The last stage of inflation

In section 2 and 3, requiring slow-roll inflation lasts more than twenty e-folds after CMB scales leave the horizon, we reconstruct the slow-roll parameters for usual inflation model and noncommutative inflation respectively. Our numerical results show that the slow-roll parameters approach to zero in the last stage of inflation, besides  $\eta \rightarrow \eta_c$ , a positive constant. Assume the value of inflaton and Hubble parameter are respectively  $\eta_c$  and  $H_c$

at the end of inflation. Eq. (2.4) can be written as

$$\eta_c = 2M_p^2 \frac{1}{H} \frac{d^2 H}{d\phi^2}. \quad (4.1)$$

Since Hubble parameter  $H$  and the value of  $\phi$  monotonically decrease, eq. (4.1) becomes

$$\frac{dH}{d\phi} = \left( \frac{\eta_c}{2M_p^2} (H^2 - H_c^2) \right)^{1/2}. \quad (4.2)$$

The solution of above equation is given by

$$H = H_c \cosh \left( \sqrt{\frac{\eta_c}{2}} \frac{\phi - \phi_c}{M_p} \right) \quad \text{for } \phi > \phi_c. \quad (4.3)$$

Since  $\epsilon \rightarrow 0$  and then  $\dot{\phi} \rightarrow 0$  in the last stage of inflation, the asymptotical behavior of the potential  $V(\phi)$  takes the form

$$V(\phi) \rightarrow 3M_p^2 H^2 = V_0 \cosh^2 \left( \sqrt{\frac{\eta_c}{2}} \frac{\phi - \phi_c}{M_p} \right), \quad (4.4)$$

where  $V_0 = 3M_p^2 H_c^2$ . This potential can be trusted only when  $\phi \rightarrow \phi_c$  and then we expand this potential around  $\phi_c$  as

$$V(\phi) \simeq V_0 \left( 1 + \frac{\eta_c (\phi - \phi_c)^2}{2 M_p^2} \right). \quad (4.5)$$

We need to stress that this is only the potential dominated the last stage of inflation. We can not figure out a simple function of the potential for the stage with running spectral index.

Since  $\eta_c \ll 3$ , the inflation does not end by violating the slow-roll conditions. As we know, hybrid inflation provide a natural mechanism to end this kind of inflation [30]. A suggestive potential for hybrid inflation can be

$$V(\phi, \varphi) = V_0 \left( 1 + \frac{\eta_c (\phi - \phi_c)^2}{2 M_p^2} \right) + \frac{1}{2} g (\phi^2 - \phi_c^2) \varphi^2 + \frac{\lambda}{4} \varphi^4, \quad (4.6)$$

where both  $g$  and  $\lambda$  are positive constant. During the period of inflation,  $\phi > \phi_c$  and  $\varphi$  stays at its global minimum  $\varphi = 0$ . When inflaton  $\phi$  goes to  $\phi_c$ , the end of inflation is triggered by  $\varphi$ .

## 5 Conclusion

The slow-roll parameters are reconstructed in usual inflation model and noncommutative inflation model. Requiring that slow-roll inflation lasts more than 20 e-folds after CMB

scales leave the horizon yields a stringent constraint on the slow-roll parameters for fit to the running spectral index: the fourth slow-roll parameter is need for usual inflation model and  $\xi \leq 0.005$  for noncommutative inflation. If we also want to get the hierarchy for the slow-roll parameters, a small tensor-scalar ratio is required in usual inflation model, but a large tensor-scalar ratio which roughly saturates the upper bound with WMAP only is needed in noncommutative inflation model. Thus if  $r \ll 1$ , the usual inflation model is favored for fit to the running spectral index with large absolute value in WMAP three-years data; but the noncommutative is better for  $r \geq 1$ . In both cases, the potential of the inflaton in the last stage of inflation should take the form in eq. (4.5) and hybrid type inflation provides a natural mechanism to end the inflation. Combining with SDSS, the tensor-scalar ratio should be less than 0.67 and then the noncommutative is not a good fit to the WMAP+SDSS.

However the running spectral is still not strongly favored by observations. But we hope Planck or more years WMAP data can conclude whether the spectral index runs or not. If it runs, the observations can tell us more details on inflation.

## Acknowledgments

We would like to thank S. Kim, E.D. Stewart for useful discussions.

## References

- [1] A.H. Guth, Phys.Rev.D 23(1981)347; A.D. Linde, Phys.Lett.B 108(1982)389; A. Albrecht and P.J. Steinhardt, Phys.Rev.Lett. 48(1982)1220.
- [2] A.R. Liddle and D.H. Lyth, *Cosmological inflation and large-scale structure*, Cambridge University Press.
- [3] D.N. Spergel et al., astro-ph/0603449.
- [4] M. Tegmark et al., astro-ph/0608632.
- [5] J.E. Lidsey, A.R. Liddle, E.W. Kolb, E.J. Copeland, T. Barreiro and M. Abney, Rev.Mod.Phys. 69(1997)373, astro-ph/9508078.
- [6] S.M. Leach and A.R. Liddle, Phys.Rev.D 68(2003)123508, astro-ph/0306305.
- [7] C. Caprini, S. H. Hansen and M. Kunz, Mon.Not.Roy.Astron.Soc. 339(2003)212-214, hep-ph/0210095.
- [8] S. Cole et al., Mon.Not.Roy.Astron.Soc. 362(2005)505, astro-ph/0501174.
- [9] B. Feng, J.Q. Xia and J. Yokoyama, astro-ph/0608365.
- [10] Q.G. Huang, M. Li and J.H. She, hep-th/0604186;
- [11] B.M. Murray and Y.S. Myung, astro-ph/0605684; J.M. Cline and Loison Hoi, JCAP 0606(2006)007, astro-ph/0603403; G. Ballesteros, J.A. Casas and J.R. Espinosa, JCAP 0603(2006)001, hep-ph/0601134; J. Martin and C. Ringeval, JCAP 0608(2006)009, astro-ph/0605367; L. Alabidi, D. Lyth, JCAP 0608(2006)013, astro-ph/0603539; W. H. Kinney, E. W. Kolb, A. Melchiorri and A. Riotto, Phys.Rev.D 74(2006)023502, astro-ph/0605338.
- [12] Q.G. Huang, Phys.Rev.D 74(2006)063513, astro-ph/0605442; Q.G. Huang and M. Li, Nucl.Phys.B 755(2006)286, astro-ph/0603782; X. Zhang and F.Q. Wu, astro-ph/0604195; X. Zhang, hep-th/0608207.
- [13] Q.G. Huang, astro-ph/0610389.
- [14] H. Peiris and R. Easther, JCAP 0607(2006)002, astro-ph/0603587.
- [15] R. Easther and H. Peiris, astro-ph/0604214.
- [16] H. Peiris and R. Easther, astro-ph/0609003.
- [17] F. Finelli, M. Rianna and N. Mandolesi, astro-ph/0608277.



- [18] S.M. Leach, A.R. Liddle, J. Martin and D.J. Schwarz, Phys.Rev.D 66(2002)023515, astro-ph/0202094; S.M. Leach and A.R. Liddle, Mon.Not.Roy.Astron.Soc. 341(2003)1151, astro-ph/0207213; C. Chen, B. Feng, X. Wang, Z. Yang, astro-ph/0404419.
- [19] A.R. Liddle, P. Parsons, J.D. Barrow, Phys.Rev.D 50(1994)7222, astro-ph/9408015.
- [20] D.H. Lyth and A. Riotto, Phys.Rept. 314(1999)1, hep-ph/9807278.
- [21] E.D. Stewart and D.H. Lyth, Phys.Lett.B 302(1993)171, gr-qc/9302019.
- [22] R. Brandenberger, P.M. Ho, Phys.Rev.D 66(2002)023517, hep-th/0203119.
- [23] Q.G. Huang and M. Li, JHEP 0306(2003)014, hep-th/0304203.
- [24] Q.G. Huang and M. Li, JCAP 0311(2003)001, astro-ph/0308458.
- [25] Q.G. Huang and M. Li, Nucl.Phys.B 713(2005)219, astro-ph/0311378.
- [26] S. Tsujikawa, R. Maartens and R. Brandenberger, astro-ph/0308169; E. Grezia, G. Esposito, A. Funel, G. Mangano, G. Miele, gr-qc/0305050; M. Fukuma, Y. Kono, A. Miwa, hep-th/0307029; D. Liu, X. Li, astro-ph/0402063; H. Kim, G. Lee, Y. Myung, hep-th/0402018; H. Kim, G. Lee, H. Lee, Y. Myung, hep-th/0402198; R. Cai, hep-th/0403134; G. Calcagni, hep-th/0406006; S. Alavi, F. Nasserri, astro-ph/0406477; Y. Myung, hep-th/0407066; G. Barbosa, N. Pinto-Neto, hep-th/0407111; G. Calcagni, S. Tsujikawa, astro-ph/0407543; G. Barbosa, hep-th/0408071; D. Liu, X. Li, hep-th/0409075; K. Bamba, J. Yokoyama, hep-ph/0409237; K. Bamba, J. Yokoyama, hep-ph/0502244; G. Calcagni, hep-ph/0503044; F. Lizzi, G. Mangano, G. Miele and M. Peloso, JHEP 0206 (2002) 049, hep-th/0203099.
- [27] K. Izawa, hep-ph/0305286; S. Cremonini, hep-th/0305244; E. Keski-Vakkuri, M. Sloth, hep-th/0306070; M. Yamaguchi, J. Yokoyama, hep-ph/0307373; J. Martin, C. Ringeval, astro-ph/0310382; K. Ke, hep-th/0312013; S. Tsujikawa, A. Liddle, astro-ph/0312162; L. Sriramkumar, T. Padmanabhan, gr-qc/0408034; N. Kogo, M. Sasaki, J. Yokoyama, astro-ph/0409052; G. Calcagni, A. Liddle, E. Ramirez, astro-ph/0506558; H. Kim, J. Yee, C. Rim, gr-qc/0506122; A. Ashoorioon, J. Hovdebo, R. Mann, gr-qc/0504135; G. Ballesteros, J. Casas, J. Espinosa, hep-ph/0601134; L. Sriramkumar, S. Shankaranarayanan, hep-th/0608224.
- [28] Miao Li, astro-ph/0607525; B. Chen, M. Li, T. Wang and Y. Wang, astro-ph/0610514.
- [29] M. Li and T. Yoneya, Phys.Rev.Lett. 78(1997)1219; T. Yoneya, Prog. Theor. Phys. 103(2000)1081, hep-th/0004074; J. Polchinski, *String Theory*, volume 2; J.H. She, hep-th/0509067, hep-th/0512299.

[30] A.D. Linde, Phys.Lett.B 259(1991)38.