

Determination Of The Orbit Of The Planetary Companion To The Metal Rich Star HD 45350¹

Michael Endl, William D. Cochran, Robert A. Wittenmyer

McDonald Observatory, The University of Texas at Austin, Austin, TX 78712

mike@astro.as.utexas.edu, wdc@astro.as.utexas.edu, robw@astro.as.utexas.edu

and

Artie P. Hatzes

Thüringer Landessternwarte, D - 07778 Tautenburg, Germany

artie@tls-tautenburg.de

ABSTRACT

We present the precise radial velocity (RV) data for the metal-rich star HD 45350 collected with the Harlan J. Smith (HJS) 2.7 m telescope and the Hobby-Eberly Telescope (HET) at McDonald Observatory. This star was noticed by us as a candidate for having a giant planetary companion in a highly eccentric orbit, but the lack of data close to periastron left the amplitude and thus mass of the planet poorly constrained. Marcy et al. (2005) announced the presence of the planet based on their Keck/HIRES data, but those authors also cautioned that the remaining uncertainties in the orbital solution might be large due to insufficient data near periastron passage. In order to close this phase gap we exploited the flexible queue scheduled observing mode of the HET to obtain intensive coverage of the most recent periastron passage of the planet. In combination with the long term data from the HJS 2.7 m telescope we determine a Keplerian orbital solution for this system with a period of 962 days, an eccentricity of $e = 0.76$ and a velocity semi-amplitude K of 57.4 m s^{-1} . The planet has a minimum mass of $m \sin i = 1.82 \pm 0.14 M_{\text{Jup}}$ and an orbital semi-major axis of $a = 1.92 \pm 0.07 \text{ AU}$.

Subject headings: stars: late-type | stars: individual HD 45350 | planetary systems
| techniques: radial velocities

1. Introduction

The majority of the extrasolar planets discovered by Doppler surveys (e.g. Marcy et al. 2005) with periods beyond the tidal circularization limit of a few days reside in eccentric orbits. Circular planetary orbits with periods of several years appear to be rather exceptional. Orbits with certain combinations of high eccentricity and longitudes of periastron can pose severe difficulties to the observer to characterize the true shape of the radial velocity (RV) orbit, because the maximum change in velocity near the periastron passage exhibits itself as a very sharp and narrow peak despite a long orbital period. All the information on the RV amplitude and thus on the minimum mass of the companion is contained in this part of the RV orbit. It is necessary to sample this orbital phase as densely as possible to determine the best orbital solution. Knowledge of the most precise orbital parameters for extrasolar planets can play a crucial role in the discovery and study of multiplanetary systems (e.g. McArthur et al. 2004, Rivera et al. 2005).

The HD 45350 planetary system represents such a case, where the high eccentricity and the periastron angle leads to the steep rise and fall of the RV orbit near periastron having a short duration of only a few weeks, despite an overall orbital period of more than 2.5 years. The star was added to the target list of our

Doppler planet search survey at the Harlan J. Smith (HJS) 2.7 m telescope (e.g. Cochran et al. 1997, Hatzes et al. 2003, Endl et al. 2004) as a promising planet host star, based on its high metallicity, as suggested by Laughlin (2000). Soon we detected a parabolic RV acceleration indicating a possible planetary companion. A preliminary orbital solution yielded $P = 973$ days and $m \sin i = 1.5 M_{\text{Jup}}$. However, the remaining uncertainties were large due to the insufficient sampling of the RV orbit close to periastron and through the RV maximum. Marcy et al. (2005) announced the presence of the planet based on their Keck/HIRES data and also noted that the remaining uncertainties of the orbital parameters (especially of the eccentricity) likely exceed the formal errors, because of the lack of data near periastron.

In this work we present the orbital solution and the $m \sin i$ value for the planet orbiting HD 45350 based on observations at McDonald Observatory. We were able to determine this solution by closely monitoring the most recent periastron passage and following the orbit through the RV maximum. Most of the data which sample this orbital phase were obtained with the HET, where we used the queue scheduled observing mode to achieve a dense sampling of the RV orbit, independent of our observing run schedule at the HJS 2.7 m telescope.

2. Parameters of the host star HD 45350

HD 45350 (= HIP 30860) is a $V = 7.9$ magnitude G-type star at a distance of 48.9 pc according to the Hipparcos parallax of 20.43 mas (ESA 1997). Laughlin (2000) determined a high metallicity of $[\text{Fe}/\text{H}] = 0.19$ and proposed the star as a

¹Based on observations obtained with the Harlan J. Smith Telescope and the Hobby-Eberly Telescope, which is a joint project of the University of Texas at Austin, the Pennsylvania State University, Stanford University, Ludwig-Maximilians-Universität München, and Georg-August-Universität Göttingen.

promising planet host based on its high metal content. Allende Prieto & Lambert (1999) give a stellar mass of $0.98 M_{\odot}$, while Marcy et al. (2005) adopt a slightly higher value of $1.02 \pm 0.1 M_{\odot}$ based on its high metallicity. For the same reason we also adopt the higher value for the primary mass.

Our HJS 2.7 m spectra also include the Ca II H&K lines, which can be used as a measure for the chromospheric emission and serve as proxies for the overall magnetic activity level. The McDonald S-index for HD 45350 is 0.159 ± 0.034 , consistent with an old quiescent star where activity modulations of RV data are negligible. This generally low activity level for HD 45350 was also found by Marcy et al. (2005).

3. Observations of HD 45350 at McDonald Observatory

RV monitoring of HD 45350 using the HJS 2.7 m telescope at McDonald observatory started in 2000 November. We have collected a total of 45 measurements as of 2006 January with this telescope. The precise RV results are obtained with the standard I_2 -cell technique (e.g. Endl, Kurster, & Els 2000). The left hand column of table 1 lists our HJS 2.7 m telescope RV measurements for HD 45350. The data have a total rms scatter of 31.5 m s^{-1} and a mean formal internal error of 8.9 m s^{-1} .

At the end of 2003 we noticed a turnaround in the overall RV trend of HD 45350 which apparently was caused by a highly eccentric orbit, where we had just missed the periastron because the star was unobservable. A preliminary orbit predicted the next periastron passage at the end of 2005.

We therefore added HD 45350 to our observing queue at the HET in order to follow the RV orbit through this periastron passage and RV maximum. The right hand columns of table 1 contains the 28 velocity measurements from the HET. Instrument configuration and data reduction procedures for the HET data are described in detail in Cochran et al. (2004).

4. The orbital solution of the system

The program Gaussfit (Jeerys et al. 1988) has proven to be a powerful tool to determine orbital solutions by combining several different RV data sets (e.g. Hatzes et al. 2003). We used Gaussfit to find a Keplerian orbital solution to the combination of the HJS 2.7 m telescope and HET data, including the arbitrary zero-points (velocities) of both data sets as fit parameters in the model. We determined an orbital solution with the following parameters: $P = 962.1 \pm 4.4$ days, $K = 57.4 \pm 1.8 \text{ m s}^{-1}$, $e = 0.764 \pm 0.01$, $T_{\text{per}} = 2451827.4 \pm 9.4 \text{ JD}$, and $i = 338.7 \pm 4.1$ degrees. The fit yields a χ^2_{red} of 1.35. Figure 1 displays our RV data along with our Keplerian orbital solution. Figure 2 shows an expanded view of the RV maximum near periastron passage.

We derive a mass function for this system of $f(m) = 5.0636 \pm 0.2032 \times 10^{-9} M_{\odot}$. Assuming a mass for the host star of $1.02 \pm 0.1 M_{\odot}$ we derive a minimum mass for the planet of $m \sin i = 1.82 \pm 0.14 M_{\text{Jup}}$ at an orbital semimajor axis of $a = 1.92 \pm 0.069 \text{ AU}$. Due to the high eccentricity the planet has a periastron distance to the star of only 0.453 AU and the apastron is at

3.39 AU. Table 3 summarizes the orbital parameters of the system.

The total rms scatter around the orbit is 9.05 m s^{-1} , the residual rms scatter of the HJS 2.7 m data alone is 10.3 m s^{-1} and of the HET data 6.7 m s^{-1} . Both values are slightly larger than the formal internal errors. There are several possible explanations for this: the star might be intrinsically variable, there are additional companions in this system, or the errors of some spectra are underestimated (or even a combination of all these effects). As mentioned before, HD 45350 shows no sign of an enhanced chromospheric activity, which makes the first explanation unlikely. In the next section we will discuss the possibility of additional companions. Since we have used all available spectra of HD 45350, taken at different airmasses and during varying seeing conditions at McDonald Observatory, and did not perform any pre-selection (e.g. according to signal-to-noise ratio) of the data set, we think the third explanation is the most likely one.

4.1. Comparison to the Keck data

A comparison of the orbit derived from the McDonald data with the published 30 Keck/HIRES velocities from Marcy et al. (2005) is shown in Figure 3. The residual rms scatter of 5.5 m s^{-1} is now slightly higher than the rms scatter around the orbit presented by Marcy et al. (4.6 m s^{-1}), but the Keck data are consistent with the orbit we have determined.

We have also performed a combined orbital solution using both the two McDonald data sets and the Keck data. The orbital parameters derived from using all three available data sets are also given in

Tab. 3. This solution is consistent within the uncertainties of the orbit determined with the McDonald data alone.

5. Searching for additional planets in this system

Because the residual scatter around the orbit is slightly larger than expected we performed a period search to look for indications of additional companions in this system. The Lomb-Scargle periodogram (Lomb 1976; Scargle 1982) of the McDonald Observatory RV residuals is shown in Figure 4. The highest point in the power spectrum is at a period of 4.07 days, but has an estimated false-alarm probability of 29%. Due to the lack of any statistically significant signal in the residuals we see no evidence for a second (inner) planet in this system. The small periastron distance of the $1.8 M_{\text{Jup}}$ planet probably creates a dynamically unstable region for planets inside 0.4 AU. A dynamical study of this system will show at what semimajor axes planetary orbits interior to HD 45350 b remain stable for a significant period of time.

In order to detect additional exterior planets, it will take many more observations of the full orbital cycle of the first planet to find modulations of the RV maxima in time. Again, a dynamical study should show at what separation planetary orbits outside the first companion will remain stable.

6. Conclusion

We determined the precise orbit of the planet around HD 45350. The peculiar shape of the RV orbit, caused by the combination of high eccentricity and longitude

of periastron, made it difficult to determine the amplitude and thus the mass of the companion without good sampling of the RV maximum. Marcy et al. (2005) carefully noted that the remaining uncertainties of their orbital parameters likely exceed their formal errors, because of the lack of Keck data near periastron. Our results confirm their suspicion since the minimum value of the planet is almost twice the value they have obtained. We also performed a search for periodic signals in the residuals from the orbit to look for additional inner companions, but found no statistically significant periodicities.

This result demonstrates again that the HET is a powerful tool to perform time critical observations of extrasolar planetary systems. The observations of HD 45350 were similar to the case of HD 37605 (Cochran et al. 2004), where a highly eccentric orbit made dense sampling of crucial orbital phases necessary.

We thank the referee Geo Marcy for his positive comments on the manuscript. We are grateful to the McDonald Observatory Time-Allocation-Committee for generous allocation of observing time. This material is based upon work supported by the National Aeronautics and Space Administration under Grants NNG 04G 141G and NNG 05G 107G. The Hobby-Eberly Telescope (HET) is a joint project of the University of Texas at Austin, the Pennsylvania State University, Stanford University, Ludwig-Maximilians-Universität München, and Georg-August-Universität Göttingen. The HET is named in honor of its principal benefactors, William P. Hobby and Robert E. Eberly.

REFERENCES

- Allende Prieto, C. & Lambert, D. L. 1999, *A & A*, 352, 555
- Cochran, W. D., Hatzes, A. P., Butler, R. P., Marcy, G. W. 1997, *A & A*, 483, 457
- Cochran, W. D., Endl, M., McCarthy, B., Paulson, D. B., et al. 2004, *ApJ*, 611, L133
- Endl, M., Kurster, M., & Els, S. 2000, *A & A*, 362, 585
- Endl, M., Hatzes, A. P., Cochran, W. D., McCarthy, B., Allende Prieto, C., Paulson, D. B., Guenther, E., & Bedalov, A. 2004, *ApJ*, 611, 1121
- ESA 1997, *The Hipparcos and Tycho Catalogues*, ESA SP-1200
- Hatzes A. P., Cochran W. D., Endl M., McCarthy B., Paulson D. B., Walker G. A. H., Campbell B., & Yang S. 2003, *ApJ*, 599, 1383
- Jerjes, W. H., Fitzpatrick, M. J., McCarthy, B. E. 1988, *CeMec*, 41, 39
- Laughlin, G. 2000, *ApJ*, 545, 1064
- Lomb, N. R. 1976, *Ap&SS*, 39, 477
- Marcy, G. W., Butler, R. P., Vogt, S. S., Fischer, D. A., Henry, G. W., Laughlin, G., Wright, J. T., & Johnson, J. A. 2005, *ApJ*, 619, 570
- McArthur, B. E., Endl, M., Cochran, W. D., Benedict, G. F., et al. 2004, *ApJ*, 614, L81

Rivera, E., Lissauer, J., Butler, R.P.,
Marcy, G.W., Vogt, S., Fischer, D.A.,
Brown, T., & Laughlin, G. 2005, ApJ,
634, 625

Scargle, J.D. 1982, ApJ, 263, 835

Table 1
Differential radial velocities for HD 45350 from the HJS 2.7 m telescope
and HET

HJS 2.7 m			HET		
JD [2,400,000+]	dRV [m s ⁻¹]	[m s ⁻¹]	JD [2,400,000+]	dRV [m s ⁻¹]	[m s ⁻¹]
51862.80903	55.2	9.54	53628.96521	-44.6	3.95
51918.85994	16.9	8.48	53633.92327	-42.2	4.80
51920.78122	30.0	8.52	53663.85563	-44.5	3.59
51987.70230	10.0	8.53	53675.83402	-36.0	3.63
52185.00333	-17.4	8.09	53679.81294	-36.1	3.63
52249.88814	-14.2	8.59	53682.81009	-30.4	3.79
52328.72557	-10.0	8.50	53683.79466	-24.9	3.64
52331.64911	-9.1	8.80	53685.80867	-28.8	4.02
52354.65723	-21.7	8.12	53701.76042	-18.3	4.43
52386.61170	-25.9	9.38	53706.74234	-20.1	4.34
52541.95920	-28.2	8.52	53708.76689	-20.9	3.90
52576.92374	-19.8	9.05	53710.94995	-17.4	3.57
52577.94127	-31.6	9.03	53712.96788	-17.5	4.98
52597.94784	-17.8	7.94	53712.97523	-11.7	5.54
52599.95755	-27.1	8.34	53719.92874	-19.6	4.44
52600.96018	-27.9	7.65	53721.71659	-7.3	4.23
52619.91330	-9.8	8.37	53723.68371	-13.4	4.73
52658.84819	-2.5	7.99	53725.93705	1.6	4.03
52661.63313	-1.9	10.14	53727.92978	6.9	4.18
52688.80484	-33.2	9.74	53731.68362	6.6	3.93
52688.81984	-16.9	8.55	53734.66350	15.9	4.58
52742.66242	6.6	9.03	53738.64973	34.4	4.31
52742.67395	2.0	8.98	53749.85322	66.0	4.27
52743.63340	11.4	8.21	53753.85074	67.3	4.45
52743.64146	9.2	8.91	53754.62678	69.3	4.33
52930.94794	19.1	8.54	53758.60945	66.2	4.76
52959.93133	3.2	8.57	53765.81048	61.6	4.76
53015.82992	11.2	14.81	53771.59327	45.5	5.62
53035.79226	6.8	9.09			
53067.65125	-6.9	8.15			
53073.67958	-2.1	8.36			
53319.96635	-20.1	9.16			
53392.72016	-5.7	9.03			
53423.78226	-21.4	8.30			
53425.76844	-28.7	9.32			
53425.78190	-43.9	10.01			
53433.68634	-39.8	7.95			
53464.64883	-19.1	10.94			
53465.61972	-4.2	8.25			
53655.93450	10.3	9.54			
53691.96418	-1.4	8.45			
53745.81221	78.8	9.48			
53745.85423	79.4	9.04			
53746.82785	91.5	8.37			
53748.78906	66.8	9.34			

Table 2
The orbital parameters for the HD 45350 planetary system

parameter	value	uncertainty	value	uncertainty	unit
	HJS+HET	HJS+HET	HJS+HET+Keck	HJS+HET+Keck	
Period	962.1	4.4	963.6	3.4	days
K	57.4	1.8	58.0	1.7	m s^{-1}
e	0.764	0.011	0.778	0.009	
T_{per}	2451827.4	9.4	2451825.3	7.1	JD
λ	338.7	4.1	343.4	2.3	degrees
$f(m)$	5.0636	0.2032	4.8305	0.1847	$10^{-9} M$
$m \sin i$	1.82	0.14	1.79	0.14	M_{Jup}
a	1.92	0.069	1.92	0.067	AU

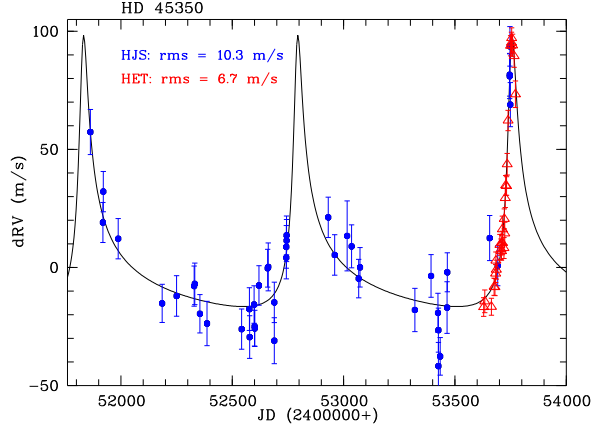


Fig. 1. RV measurements for HD 45350 (G5 V), from the HJS 2.7 m telescope (dots) and from the HET (triangles). The solid line displays our best-fit orbital solution (see table 3 for the orbital parameters).

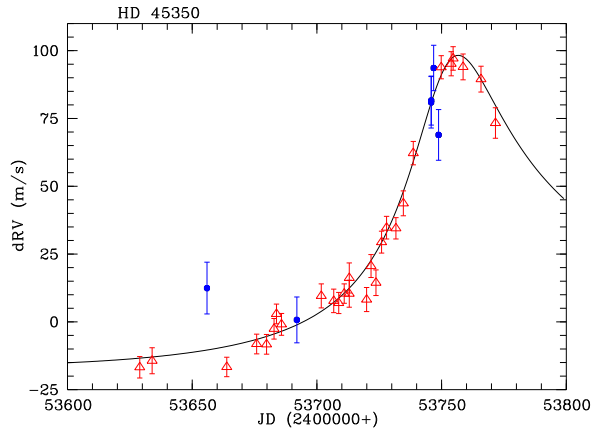


Fig. 2. Expanded view of figure 1 showing the critical orbital phase near the periastron passage of the planet. Again, the dots represent HJS 2.7 m data and the triangles are the HET data. The stars changes its RV by 100 m s^{-1} in about 61 days despite an overall orbital period of 962 days.

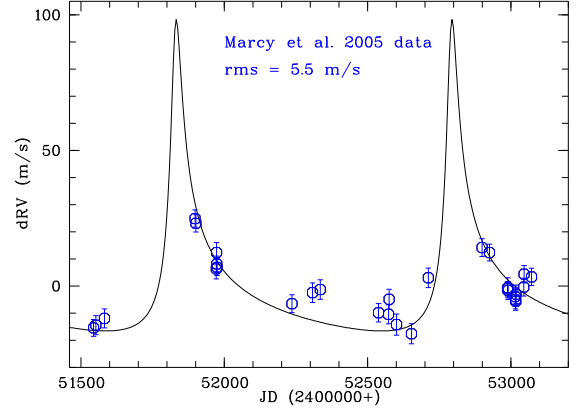


Fig. 3. Comparison of the orbital solution based on the McDonald Observatory data (solid line) to the published Keck/HIRES velocities from Marcy et al. 2005.

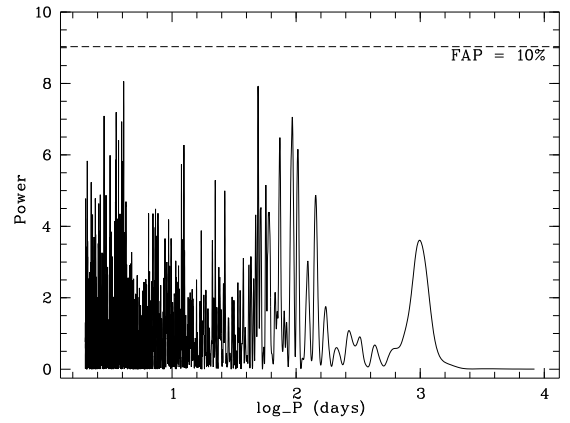


Fig. 4. Lomb-Scargle periodogram of the RV residuals (HJS + HET) after subtraction of the best-fit orbital solution. The horizontal dashed line displays the power level corresponding to a false-alarm probability (FAP) of 10%. The highest peak in the power spectrum is around 4 days and has a FAP of 29%.