

# Binary Merger Progenitors for Gamma-ray Bursts and Hypernovae

Chris L. Fryer<sup>1</sup> and Alexander Heger<sup>2</sup>

Theoretical Astrophysics, Los Alamos National Laboratories,  
Los Alamos, NM 87545

## ABSTRACT

The collapsar model, the now leading model for the engine behind gamma-ray bursts and hypernovae, requires that a star collapses to form a black hole surrounded by an accretion disk of high-angular momentum material. The current best theoretical stellar models, however, do not retain enough angular momentum in the core of the star to make a centrifugally supported disk. In this paper, we present the first calculations of the helium-star/helium-star merger progenitors for the collapsar model. These progenitors invoke the merger of two helium cores during the common envelope inspiral phase of a binary system. We find that, in some cases, the merger can produce cores that are rotating 3-10 times faster than single stars. He-star/He-star gamma-ray burst progenitors have a very different redshift distribution than their single-star gamma-ray burst progenitors and we discuss how gamma-ray burst observations can constrain these progenitors.

*Subject headings:* black hole physics—stars: black holes—stars: supernovae—stars: neutron—gamma rays: bursts

## 1. Introduction

The accurate localizations of long-duration gamma-ray bursts (GRBs) have led to an increasing set of data indicating that these phenomena are associated with the deaths of massive stars (see Zhang et al. 2004 for a review). Some of the most convincing evidence is the simultaneous (both spatially and temporally) occurrence of a GRB (GRB 030329)

---

<sup>1</sup>Also at: Physics Department, University of Arizona, Tucson, AZ, 85721

<sup>2</sup>Also at: Enrico Fermi Institute, University of Chicago, 5640 S. Ellis Ave, Chicago, IL 60637

with a bright, energetic Type Ic supernova, SN 2003dh (Price et al. 2003; Hjorth et al. 2003; Stanek et al. 2003). At the same time, a class of supernovae, characterized by strong explosions and possibly large asymmetries (Maeda et al. 2003) and a set of X-ray flashes with weak gamma-ray signals (e.g., Fynbo et al. 2004) were both discovered in the data.

These explosive phenomena have many similarities and are generally grouped into a large class termed “hypernovae” with GRBs making up a subset of this class. It has been argued that non-GRB hypernovae are GRBs not directed along our line-of-sight or GRB-like jet explosions where the jet is no longer relativistic when, and if, it breaks out of the star (e.g., MacFadyen et al. 2001; Fynbo et al. 2004; Zhang et al. 2004). The collapsar model (Woosley 1993, MacFadyen & Woosley 1999) is gradually becoming the favored engine behind all types of hypernova explosions.

The collapsar model can not explain all supernova observations (Fryer et al. 1999), and there is growing observational evidence showing that these explosions are rare. Radio observations suggest that at most 5% of all Type Ib/Ic supernovae can be produced in GRBs (Berger et al. 2003). Likewise, optical observations (correcting for observational biases) of hypernovae suggest that this fraction is less than 1% (Podsiadlowski et al. 2004). Because the event rate is so small, the progenitor evolution can be much more exotic. Here we focus on progenitors for the collapsar engine alone.

The collapsar model is part of a class of models invoking accretion disks around black holes (Popham et al. 1999; Fryer et al. 1999). In the collapsar mechanism, the black hole is formed when the collapse of a massive star fails to produce a strong supernova explosion, leading to the ultimate collapse into a black hole. If the stellar material falling back and accreting onto the black hole has sufficient angular momentum, it can hang up, forming a disk. This disk, by neutrino annihilation or magnetic fields, is thought to produce the jet which finally results in a GRB or a hypernova that we observe (Popham et al. 1999; MacFadyen & Woosley 1999). For such a mechanism to work, the star must satisfy three criteria:

- I:** The star must collapse to a black hole. This can occur in stars that *initially* produce weak or no explosions.
- II:** The star must have sufficient angular momentum to form a disk around that black hole. The ideal range of angular momentum,  $j$ , in the core lies between  $10^{16} < j < 10^{18} \text{cm}^2 \text{s}^{-1}$ .
- III:** The star must lose its hydrogen envelope. This criterion is necessary for the jet to remain relativistic (Zhang et al. 2004). Some hypernovae may not need to satisfy this criterion.

In principal, massive single stars can satisfy these criteria. In the absence of winds, massive stars above  $\sim 18 - 25M_{\odot}$  are all believed to collapse to form black holes (Fryer 1999). With the inclusion of mass loss from winds, binary interactions, or both, many massive stars will still collapse to form black holes (Fryer et al. 2002; Heger et al. 2003). A sizable fraction of single stars, easily enough to produce the rates required to form hypernovae and gamma-ray bursts, will collapse after losing their entire hydrogen envelope. If single stars are the dominant GRB progenitor, the GRB rate should decrease dramatically at high redshift where winds don't eject the hydrogen envelope as effectively. In general, single stars that do lose their hydrogen envelope also lose a lot of their angular momentum, so it is not clear that single stars can match all three criteria.

To solve this angular momentum deficiency, in particular caused by the angular momentum loss from stellar winds, Fryer et al. (1999) proposed that the cores of massive stars in binaries would merge in a common envelope phase, leaving behind a merged core and ejecting much of the hydrogen envelope without slowing down the rotation of the core. But what kind of binary scenario will cause the merged core to rotate rapidly? Figure 1 shows two evolutionary paths of binaries that lead to a merged core. In the first path (I), the primary star engulfs its companion and the two stars merge while the companion is still on the main sequence. This scenario is akin to the leading scenario for the progenitor of supernova 1987A (Podsiadlowski 1992), which can spin up the outer part of the core (Ivanova et al. 2002). Alternatively, the stars may not merge in the first common envelope phase. If the companion has nearly the same mass as its primary, it may also evolve off the main sequence before the primary collapses, leading to a second common envelope phase. If these two helium stars merge (II), considerable angular momentum would be deposited into the merged core. Fryer et al. (1999) termed these mergers the He-merger formation scenario (merger of two helium cores) for collapsars and it is these objects that we study in this paper.

How do these objects fit into the grand scheme of binary populations? Figure 2 shows a chart of the fates of massive stars. X-ray binaries are formed in systems where the two stars do not merge. The progenitor of SN 1987A may have formed from a binary of a massive star and a low mass companion that merged and retained much of its hydrogen envelope. Although it may seem unlikely that many binaries consisting of two stars of nearly the same mass exist, these binaries may be the primary scenario for forming double neutron star systems (Brown 1995; Fryer et al. 1999; Belczynski et al. 2002). Such incidences may be rare, but they easily can form the observed hypernova population (Belczynski et al. 2002 found that this rate could exceed 10 mergers per Myr).

In this paper, we present the first in a series of simulations studying the actual merger

of helium cores to determine whether such a merger phase can produce a collapsar, and ultimately a hypernova or gamma-ray burst. In §2, we describe the combination of codes used to model the merger and stellar evolution of these binary systems. The results of these calculations are given in §3, the fate of the merged cores is discussed in §4, and their implications for gamma-ray bursts are given in §5.

## 2. Computations

Determining whether binary mergers (of the He-He merger class) play a role in collapsars requires a range of physics and numerical techniques including implicit hydro codes capable of modeling the evolution of a star through its entire life and simulations following the multi-dimensional effects of the merger itself. As such, this study, by necessity, is a multi-step process:

- **I:** Evolve each component star of the binary system from birth to the point that the common envelope phase, and hence the merger, begins (e.g., after the stars have moved off the main sequence). This provides the structure of the stars for the next step.
- **II:** Model the actual merger process as the two stars evolve through a common envelope to determine the thermodynamic and composition structure and angular momentum distribution of the merged core for the next step.
- **III:** Evolve the merged star through the rest of its life to the collapse of its iron core. These simulations will produce the detailed structure and angular momentum profiles with which we can compare these binary collapsar progenitors with their single star counterparts.

Steps I and III require full stellar evolution codes, and for these steps we use a modified version of the stellar evolution code KEPLER (Weaver et al. 1978; Heger et al. 2000; Woosley et al. 2002). The actual merger process (Step II) requires multi-dimensional hydrodynamic calculations, and for this step we use the 3-dimensional smooth particle hydrodynamics code SNSPH (Fryer & Warren 2002; Warren et al. 2004). Below we discuss the details of each of these steps individually, including a discussion describing our technique to map each preceding step with the next.

## 2.1. Initial Star Evolution

In this first paper, we focus on a two different helium cores: 8 and 16  $M_{\odot}$  helium stars at the onset of central helium burning. It is likely that the more massive star has evolved beyond a pure helium core. Test calculations of the more evolved cores find that nuclear burning during the merger can be important. We will delay merger calculations of evolved cores until we have better tested the network in our SNSPH code (paper II).

The stars are evolved to this state as single stars using the stellar evolution code KEPLER (Weaver et al. 1978; Woosley et al. 2002). We follow this single star evolution until the onset of mass transfer, before helium ignition for our pure helium cores, at carbon ignition for our compact star. These stellar models are the input for our multi-dimensional merger calculations.

## 2.2. The Merger Process

To study the merger of these stars, we must map these stars into 3-dimensional binary systems at the onset of mass transfer. We have three different merged systems: 8+8 $M_{\odot}$ , 16+16 $M_{\odot}$ , and 8+16 $M_{\odot}$  binaries. Because both stars have to evolve nearly at the same time, the equal massed systems are the most-likely systems for the He-merger GRB scenario that we are considering here. If the secondary star gains considerable mass from the primary during a first mass transfer phase (prior or instead of the common envelope pictured in Fig. 1), the secondary helium core could actually be more massive than the primary helium core. The merger of a 8+16 $M_{\odot}$  system represents an extreme case of this scenario. We map the stars into shells of smooth particle hydrodynamics (SPH) particles. For this multi-dimensional evolution, we use a simplified version of the parallel SNSPH code (Fryer & Warren 2002, Warren et al. 2004). This simplified code using a polytropic equation of state (assuming ideal gas:  $\gamma = 5/3$ ) and neglects nuclear burning. Because the merger process is so rapid (a few orbit cycles) and the particle temperatures do not increase significantly during the merger, our assumption that nuclear burning is unimportant holds. Both our mapping and our simplified equation of state lead to initial oscillations in the star. We first model these stars as single systems, adiabatically damping the oscillations until the star is stable.

After the stars have stabilized, we map them into a binary system. To test our angular momentum conservation and stability, we have run these stars for over 10 orbits in systems roughly 2-3 times beyond their Roche-overflow separation. The total angular momentum was conserved to better than 1 part in a million at the end of this simulation and the stars

remained stable with no further oscillations (see Warren et al. 2004 for details).

For our actual merger calculations, we first assume that we can ignore the hydrogen envelope aside from its viscous forces that drive the merger. The friction caused by the hydrogen envelope is driving these two cores together. Our initial binary is set with the two cores just beyond their Roche overflow separations, but with slightly decreased angular momenta (corresponding to the additional angular momentum that will be lost to friction with the hydrogen envelope). These angular momenta are given in Table 1. In this manner, we can mimic the effects of the hydrogen common envelope while concentrating our resolution on the helium cores themselves. We assume that much of the hydrogen envelope has been ejected in the hydrogen common envelope phase, and the rest is ejected during the core merger or due to winds during subsequent evolution without affecting the structure of the core. Given the low binding energy of the hydrogen envelope with respect to the core, this assumption is valid <sup>3</sup>.

Within a few orbit timescales, the cores merge (Figs. 3,4). Figure 3 shows density isosurfaces of the merger of two  $16M_{\odot}$  helium stars  $1.1 \times 10^4, 3.3 \times 10^4$ s after the start of the simulation. Note that as the cores merge, an excretion disk is ejected along the orbital plane. This disk will sweep up any remaining hydrogen envelope and continue to expand as the star evolves. Indeed, as the star evolves, it will lose mass in a wind, and the excretion disk will slowly accelerate throughout the last phase of the star’s life. Note also that most of the mass ejected in this merger flows out in the orbital plane, not along the orbital axis (and hence rotation axis) where the collapsar jet is likely to lie. Figure 3 shows density isosurfaces for the merger of the 8 and  $16M_{\odot}$  helium stars, 5100,8100s after the start of the simulation. The ejecta out of this merger is much less symmetric. These merged systems must then be mapped back into our stellar evolution code to follow their subsequent evolution to collapse.

### 2.3. Final Evolution

Mapping the multi-dimensional simulations back into 1-dimension proved much more difficult. In the simplest mapping conserving mass, energy and angular momentum, we choose a radial grid and sum the relevant quantities for all the particles in each radial zone. This mapping of a multi-dimensional simulation into 1-dimensional code with different equations of state conserves energy but not pressure gradients, however. Not surprisingly,

---

<sup>3</sup>The main effect of any residual hydrogen envelope is to reduce the total mass lost due to winds. We mimic this effect by altering the mass loss in the subsequent evolution of the star.

the new 1-dimensional star was not in equilibrium. We adjusted the temperature such that for the given density structure, which we preserved, a hydrostatic model resulted. We then simulated the remaining evolution till onset of core collapse using the KEPLER code including angular momentum transport and rotationally induced mixing (Heger et al. 2000).

After the mapping step the star relaxes to thermal equilibrium on a Kelvin-Helmholtz time scale. At this point, another difficulty of the mapping became apparent: The outer layers of the relaxed model were vastly super-Keplerian when contracting to a non-rotating (not considering centrifugal forces) thermal equilibrium density structure. We tested different techniques to remove this unphysical situation. The three most prominent are: 1) removing the entire super-Keplerian outer layer after the stars has reached thermal equilibrium (removing the material at an earlier stage of higher density could have caused excessive mass loss); 2) rotationally induced enhancement of the mass loss rate. In particular, as long as the star exceeds the “Omega-limit” (Langer 1997), high mass loss rates could occur, formally diverging in Langer’s prescription, but here we limited the mass loss to  $100\times$  the normal non-rotational mass loss rate. This ensures that the outer super-Keplerian layers are lost on a time-scale short compared to the evolutionary time-scale but at the same time allows the star to adjust its structure to the mass reduction. 3) remove super-Keplerian angular momentum in the outer layers without removing mass. The physical motivation for this mode of angular momentum loss is the possibility that an excretion disk could form around that star and transport angular momentum away while removing only very little mass. (The general idea behind disks, though accretion disks in most pictures studied, is that they transport mass in while transporting angular momentum outward.) In this paper, we focus on the results using assumption 1: Series “a”, assumption 2: Series “b”, and assumption 3 without any mass loss: Series “c” (see Table 1).

Our different techniques of treating the super-Keplerian outer layers after the remapping produce different stellar structures at core collapse due to different amounts of mass loss and different rotationally induced mixing. These differences reflect part of the errors in these calculations and we will review the results from both in our analysis (Table 1). In addition, the mass-loss from winds is uncertain. For our fast rotating merged systems, this mass-loss is even less known. The effects of rotation on mass-loss is just now being studied. In addition, we have assumed that the hydrogen envelope is ejected during the merger. But this assumption may not be true. The existence of a hydrogen envelope will not effect the hydrodynamic merger calculations, but this hydrogen envelope must be blown off before the He-core will lose mass, effectively delaying the Wolf-Rayet phase. Hence, we have also run some of our stars assuming no mass loss from the system after the binary merger (Series “c” - see Table 1). Such a simulation mimics what we might expect if the hydrogen envelope is not entirely ejected during the merger process.

### 3. Simulation Results

From Figures 3 and 4, we see that much of the initial mass and angular momentum is lost in the ejecta from the merger. Even so, the merged cores still retain 1-2 orders of magnitude more angular momentum than necessary to form an accretion disk around the nascent black hole. Figure 5 shows the equatorial angular momentum profile of all our models, both right after the merger and at collapse (after its final evolution). Note that most cores lose 99% of their angular momentum in the evolution after the merger. Without mass loss, the angular momentum is a factor of 3-10 times greater. This is because it is the mass loss from winds that carries away much of the angular momentum.

Also plotted on Figure 5 is the angular momentum necessary for the infalling material to hang up at the Schwarzschild radius in a centrifugally supported disk ( $j = \sqrt{2GM r_{\text{sc}}}$  where  $r_{\text{sc}} = 3GM/c^2$ ,  $G$  is the gravitational constant,  $M$ , the enclosed mass, and  $c$ , the speed of light). If the angular momentum of the star roughly exceeds this value, a disk will form during collapse<sup>4</sup>. The mass position where this occurs gives us the rough mass of the black hole at disk formation. We see that although some shells of material below  $3M_{\odot}$  have sufficient angular momentum to hang up in a disk, it is not until beyond  $3M_{\odot}$  ( $4M_{\odot}$  for the he1616 and he816 models) that the infalling material will consistently hang up in a disk of material for our models with mass loss. Hence, for most of our systems, we expect black hole masses for the collapsar engine above  $3M_{\odot}$ .

To determine the true fate of the star (e.g., whether it forms a black hole or neutron star; if, and when, a collapsar jet is launched, etc.), we must also study the density and entropy profiles of these stars. Figure 6 shows the entropy versus enclosed mass for all our models. It is the entropy in the core that determines the strength of the bounce when the core collapses down to a proto-neutron star. In general, the entropy of the Series “c” models (no mass loss) is higher in the inner  $1M_{\odot}$  core and lower just beyond that core, but these differences are neither absolute or very strong. Figure 7 shows the density profiles for these same models. Those compact stars where the density remains high to masses beyond  $2M_{\odot}$  (namely the models with no mass loss - Series “c”) are more difficult to explode and will more-likely collapse to form black holes. We discuss this in more detail in section 4.

Lastly, we show the nuclear abundances at collapse of 4 of our models which give the full range of possible composition structures for these merged cores (Fig. 8). The smallest

---

<sup>4</sup>Note that if the black hole has angular momentum, this minimum angular momentum value will lower, to as little as  $1/\sqrt{6}$  for a maximally rotating black hole. On the other hand, for any engine to work, the disk must form beyond the innermost stable circular orbit. How large a disk depends on the still uncertain collapsar engine.



iron core ( $\sim 1.8M_{\odot}$ ) is produced by the merger of the two smallest stars (He88), but note that the iron cores (and silicon layers) for the He816a and He1616a models are nearly identical ( $\sim 2M_{\odot}$ ). This is because there is such mass loss in the He1616a model that its core reflects that of a much smaller star. With mass loss turned off (He1616c), the iron core for the 16+16 $M_{\odot}$  models is even larger ( $\sim 2M_{\odot}$ ) and the C-free (oxygen burning) layer extends to 6 $M_{\odot}$  (compared to  $\sim 1.8M_{\odot}$  for the He88a model and  $\sim 2.5M_{\odot}$  for the He816a, He1616a models). This large silicon shell will ultimately play a major role in the fate of these stars.

#### 4. The Fate of Merged Cores

From the results of our simulations, we can now estimate i) if the collapse of such stars will produce a neutron star or black hole, ii) assuming a black hole is formed, if, and when, an accretion disk will form and iii) the delay between collapse and jet formation. As we go through each of these steps, we study an increasingly select set of merged systems, ultimately determining the ideal set of collapsar candidates. We can then use the conditions required to make these candidates as a constraint on the population of gamma-ray burst progenitors (Section 5.4).

The success or failure of core-collapse supernovae remains an unsolved problem in astrophysics (Herant et al. 1994; Burrows, Hayes, & Fryxell 1995; Janka & Müller 1996; Mezzacappa et al. 1998; Fryer 1999; Buras et al. 2003), and core-collapse theorists have not yet identified all of the factors that determine the fate of a progenitor star. However, Fryer (1999) has found that the density profile is a good indicator on whether an explosion can occur or not. He argued that the sharp drop in density for the collapsed core of stars between 8-20 $M_{\odot}$  is what allows the convective region above the proto-neutron star to expand and drive a supernova explosion. Fryer (1999) used the accretion rates on the convective core as a function of time after core bounce as a diagnostic of the fate of massive stars. This accretion exerts a ram pressure that must be overcome to drive an explosion. Low accretion rates mean a weaker ram pressure which is easier to explode. The corresponding accretion rates for our merger models are plotted in Figure 9. The rates for the 15 $M_{\odot}$  and 25 $M_{\odot}$  stars are plotted for comparison.

Many of the merger models with mass-loss in this paper have very similar accretion rates to the 15 $M_{\odot}$  star. In Fryer (1999), the 15 $M_{\odot}$  exploded quickly (strong explosion, neutron star compact remnant). Observational evidence also suggests that 15 $M_{\odot}$  stars do produce strong supernova explosions and neutron star remnants. It is likely that merger models that have accretion profiles similar to the 15 $M_{\odot}$  star (He88a, He88b, He1616b,

He1616b) also produce strong explosions with neutron star remnants. Fryer (1999) found that the  $25M_{\odot}$  star took longer to explode, producing a weak explosion and a black hole forming from fallback. The remaining models are much more similar to the  $25M_{\odot}$  star and it is likely that these models form black holes either directly (collapsar Type I) or through fallback (collapsar Type II).

Our merger models, by ansatz, satisfy Criterion III (loss of hydrogen envelope - §1) of GRB progenitors. In the last paragraph, we found that He816a, He1616a, and “c” series all seem to satisfy Criterion I (collapse to black hole). The final criterion that must be satisfied is the angular momentum constraint: the infalling material must have enough angular momentum to form a disk around the black hole. Figure 10 compares the angular momenta from the black-hole forming mergers with massive single stars. From Figure 5, we see that there is sufficient angular momentum to form a disk in all our black-hole forming models. Models he1616a and he1616b do not have dramatically more angular momentum than massive single stars. Those models without mass loss (“c” series), however, collapse with angular momenta 3-10 times higher than single star models. Recall that these zero mass-loss models mimic the situation where a hydrogen envelope persists around the helium core after the merger or those evolved systems that have little mass-loss before collapse. It is likely that this hydrogen will be removed prior to the collapse of the core. But it could delay the Wolf-Rayet stage long enough to minimize the effects of mass-loss.

Another way to reduce the post-merger mass-loss is to assume the primary system has evolved. If the core has already undergone some helium burning, the time between merger and collapse will be shorter. This will both reduce the mass-loss and hopefully reduce the amount of angular momentum lost through viscous forces. We expect such systems to rotate faster than those of our current study.

The angular momentum in these black-hole forming stars is so high that the black hole formed in these collapses is close to be maximal rotation. This formation process begins with the collapse of the core to a rapidly spinning proto-neutron star. The fast rotating core (Fig. 5) collapses to a proto-neutron star spinning nearly at break-up. This support leads to a more massive maximum neutron star mass. But because the angular momentum increases with radius, the increase in the maximum mass will not be much more than the 20% expected for a uniform rotator (Cook et al. 1994; Morrison et al. 2004). We expect the black hole to form from a roughly  $3M_{\odot}$  neutron star with enough angular momentum to produce a maximally rotating black hole. Such high angular momentum will aid both the magnetic field and neutrino annihilation engines driving collapsar jets.

For magnetically-driven collapsars, the launch of the jet can occur as soon as an accretion disk is formed. For example, Katz 1997 argues that it takes only a few differential

revolutions of the disk to build up the magnetic field strength necessary to produce a jet. With the large amount of angular momentum in the black hole and the disk, the magnetically-driven jet model has a large reservoir of rotational energy to drive an explosion. In this scenario, the delay between the GRB jet and the initial neutrino/gravitational wave signal can be very short (limited to the time it takes for the proto-neutron star to collapse to a black hole  $<1$  s).

Neutrino annihilation is a different matter. The efficiency of energy deposition via neutrino annihilation is very low. Hence, neutrino annihilation will not drive a jet until sufficient accretion along the axis of rotation has occurred to clear out a funnel. As the axis clears, the energy deposition will be sufficient to drive an explosion (Fryer & Meszaros 2003). Fryer & Meszaros (2003) showed that the black hole mass at, and the delay from collapse to, black hole formation can be solved semi-analytically for a given stellar density profile. Figure 11 shows the density profiles for our merged cores in comparison to single star models. From these densities, we derive the accretion rate along the rotation axis as a function of time (Fig. 12). When this rate falls below the critical rates derived by Fryer & Meszaros (2003), the jet is launched<sup>5</sup>. Note that these estimates all predict black hole masses above  $\sim 10M_{\odot}$  and delay times above 50s (Table 1). It is unlikely that the neutrino driven mechanism will work for these stars. The neutrino driven mechanism may not work for any stars that will ultimately form black holes.

## 5. Implications for Neutron Star, Black Hole, and GRB Populations

Close binaries are observed. Systems that don't merge produce X-ray binaries and double neutron star binaries such as the Hulse-Taylor pulsar system. Those that do merge may produce equally interesting objects, from SN 1987A to GRBs. This paper focuses on the evolution of a class of progenitors for GRBs known as He-star/He-star-mergers (Fryer et al. 1999). We find that, under conditions with little mass-loss, He-star/He-star-mergers systems have 3-10 times more angular momentum than single star collapsar progenitors. Nevertheless, if the mass loss is high, these merged systems form neutron stars, not black holes. Unfortunately, the true fate of any binary is extremely sensitive to mass loss, and our capability to predict this, in turn, is limited by our knowledge of, or lack thereof, wind mass loss in rotating stars as well as the amount of hydrogen left in these merged systems

---

<sup>5</sup>For a given neutrino energy deposition (which depends on viscosity in the disk and accretion rate through the disk), exists a critical density below which a neutrino-driven jet is launched. This critical density has a corresponding critical accretion rate along the rotation axis.

which depends upon the specifics of the merger event itself. Even with these uncertainties, we can already use our current results to predict the neutron stars, black holes and GRBs formed by these binaries. Before we do, let’s review once more the mass loss uncertainties.

### 5.1. Mass-Loss Uncertainties

The subject of mass loss from winds has long been in dispute between the stellar and X-ray binary communities. The stellar community has long argued that both observations of stars and the number of Wolf-Rayet stars require high wind mass loss rates. The smooth mass-loss prescriptions produced for stellar theorists generally cause most massive stars to lose most of their mass prior to collapse. Solar metallicity stars in binaries that lose their mass during Case B mass transfer (during the expansion off of the main sequence) have no chance of forming black holes without artificially lowering the currently predicted mass-loss rates (see Fryer et al. 2002 for a review). And yet Case B mass-transfer binaries dominate the production of X-ray binaries and X-ray binaries are observed in considerable numbers in the Galactic disk.

The situation is such that either a) mass-loss rates are lower (which stellar theorists argue can not be the case because then they can not make Wolf-Rayet stars) or b) binary population synthesis theorists have not found the correct path for making X-ray binaries. Solving this problem is essential to understanding the progenitors of GRBs and requires a better physical understanding of mass loss (which may include pulsational studies - Joyce Guzik, private communication), we believe lower mass loss rates, at least for some stars, will be the ultimate solution. This is, in part, because of the false assumption that the numbers of Wolf-Rayet stars require high mass-loss rates. Recall (Fig. 2) that binaries can also make Wolf-Rayet stars. Indeed, Podsiadlowski et al. (1992) have shown that binaries can dominate the Wolf-Rayet rate. On the other hand, Meynet & Maeder (2003) argue that the fractions of Wolf-Rayet stars as a function of metallicity is better fit by single star models than binary systems, implying that single stars are the dominant Wolf-Rayet progenitor. So the progenitors of Wolf-Rayet stars remains a matter of contention.

There are additional uncertainties in binary merger calculations. In this paper, it was assumed that the hydrogen envelope provided the last bit of friction to merge the binaries, but was otherwise ignored. It could be that even after the merger, some hydrogen remained on top of the star. Although this does not affect the hydrodynamical merger process significantly, it will change the mass-loss dramatically as the star will not enter the Wolf-Rayet phase until after this hydrogen is shed. Unfortunately, the amount of hydrogen remaining will depend upon the binary characteristics. It is likely that our studies, in the

near future, will be limited to qualitative trends. But even with these qualitative trends, we can say much about the resulting compact systems and explosions from these mergers.

## 5.2. Neutron Star Remnants

Those systems with small helium cores (either through smaller mergers not studied in this paper or those that lose considerable mass through winds) will form rapidly rotating neutron stars, with rotational velocities at least as large as the fastest rotating single stars. These stars will collapse to form proto-neutron stars surrounded by a disk (thermally and centrifugally supported) that is likely to dissipate the angular momentum before the material contracts and gains considerable kinetic energy (Fryer & Heger 2000; Fryer & Warren 2004). If large magnetic fields are produced in these proto-neutron stars, this angular momentum dissipation will occur even earlier. With our current understanding of the disk evolution, these objects will *not* produce GRBs (which require periods below 1 ms), but they will form fast-spinning pulsars.

Because the mass loss increases with metallicity, we should see more neutron star systems with increasing mass. Since the neutron star population will be dominated by smaller helium mergers, this increase may easily be hidden. The black hole formation rate, on the other hand will change dramatically.

## 5.3. Black Hole Remnants

Those mergers that don't lose considerable mass will collapse to form black holes. Because of the low mass-loss, these stars have 3-10 times more angular momentum just prior to collapse. The black holes will be born, preferentially at low metallicities (depending on our understanding of mass loss) with spin rates that are higher than those produced in single stars. The high angular momentum in the infalling star will form a disk around the black hole, possibly forming a GRB jet.

## 5.4. GRBs

The collapsar engine for Gamma-ray bursts has three possible progenitors (Fryer et al. 1999): single stars, the merger of a compact remnant and its binary companion (He-merger), and the merger of two helium cores (He-star/He-star merger) studied in this paper. Single star progenitors suffer from having too little angular momentum. As we

have seen in this paper, this angular momentum problem may be somewhat alleviated with He-star/He-star mergers. The He-merger model could possibly have the opposite problem: too much angular momentum (see Zhang & Fryer 2001, Di Matteo et al. 2002).

All three of these progenitors may be contributors to the GRB population, but they have very different redshift distributions. Both the helium-merger and He-star/He-star merger scenarios can occur at large redshifts (low metallicities). The single star progenitors decrease significantly with lower metallicity. If they are the sole contributor, there should be very few long-duration bursts at high redshifts and none from population III stars even though the initial mass function might be skewed toward massive stars at these high redshifts. This sharp decrease is because single stars can not blow off their hydrogen envelopes without metals. It is harder to determine the redshift evolution of binary systems without detailed population synthesis calculations. Lower mass-loss and the skewed initial mass function increase the number of close binaries that collapse to black holes. However, low and zero metallicity stars tend to expand less in their giant phases, leading to fewer mass transfer phases. Keeping in mind these uncertainties, we still predict the fraction of stars that form GRBs under binary scenarios increases with redshift. The redshift distribution of GRBs will allow us to easily distinguish between GRB progenitors.

If He-star/He-star mergers are the dominant progenitor of GRBs, we can make a few further predictions beyond the increase in GRB formation rate with redshift. The progenitors are more massive and have more angular momentum with increasing redshift. Hence, there should be a steady evolution of the GRB energy with increasing redshift. Although it is certainly plausible for these more massive, faster-rotating stars to make stronger bursts at higher redshifts, without a full understanding of the GRB engine, no reliable predictions can be made.

This work was funded under the auspices of the U.S. Dept. of Energy, and supported by its contract W-7405-ENG-36 to Los Alamos National Laboratory, by a DOE SciDAC grant number DE-FC02-01ER41176 and by NASA Grant SWIF03-0047-0037. The simulations were conducted on the Space Simulator at Los Alamos National Laboratory.

Table 1. Summary of Simulations

Model Name	Binary Masses ( $M_{\odot}$ )	Ang. Mom. ( $10^{57}$ erg s)	KEPLER <sup>a</sup> mapping	Remnant Fate
M88a	8+8	2.4	1	NS
M88b	8+8	2.4	2	NS
M88c	8+8	2.4	3-no wind	BH
M1616a	16+16	7.3	1	BH
M1616b	16+16	7.3	2	NS
M1616c	16+16	7.3	3-no wind	BH
M816a	8+16	2.3	1	BH
M816b	8+16	2.3	2	NS
M816c	8+16	2.3	3-no wind	BH

<sup>a</sup>The methods used to map from the SNSPH calculations to KEPLER are described in §2.3. Methods 1, 2, and 3 are described in detail in that section. Briefly, 1 corresponds to removing the super-Keplerian mass, 2 corresponds to using an enhanced rotational mass-loss, and 3 corresponds to reducing the angular momentum of the super-Keplerian material without removing the mass. In Series “c” we turn off mass-loss for the entire stellar life.

## REFERENCES

- Berger, E., Kulkarni, S. R., Frail, D. A., & Soderberg, A. M. 2003, *ApJ*, 599, 408
- Belczynski, K., Bulik, T., & Kalogera, V. 2002, *ApJ*, 571, L147
- Brown, G. E. 1995, *ApJ*, 440, 270
- Buras, R.; Rampp, M.; Janka, H.-Th.; Kifonidis, K. 2003, *PRL*, 90, 241101
- Burrows, A., Hayes, J., & Fryxell, B. A. 1995, *ApJ*, 450, 830
- Cook, G. B., Shapiro, S. L., & Teukolsky, S. A. 1992, *ApJ*, 398, 2003
- Di Matteo, T., Perna, R., & Narayan, R. 2002, *ApJ*, 579, 706
- Fryer, C. L., Burrows, A., Benz, W. 1998, *ApJ*, 496, 333
- Fryer, C. L. 1999, *ApJ*, 522, 413
- Fryer, C. L., Woosley, S. E., & Hartmann, D. H. 1999, *ApJ*, 526, 152
- Fryer, C. L., & Heger, A. 2000, *ApJ*, 541, 1033
- Fryer, C. L., Heger, A., Langer, N., & Wellstein, S. 2002, *ApJ*, 578, 335
- Fryer, C. L., & Mészáros, P. 2003, *ApJ*, 588, L25
- Fryer, C. L., & Warren, M. S. 2004, *ApJ*, 601, 391
- Fynbo, J. P. U., et al. 2003, *ApJ*, 609, 962
- Heger, A., Langer, N. Woosley, S.E. 2000, *ApJ*, 528, 368
- Heger, A., Fryer, C. L., Woosley, S. E., Langer, N., & Hartmann, D. H. 2003, *ApJ*, 591, 288
- Herant, M., Benz, W., Hix, W.R., Fryer, C.L. & Colgate, S.A. 1994, *ApJ*, 435, 339
- Hjorth, J., et al. 2003, *Nature*, 423, 847
- Ivanova, N., Podsiadlowski, Ph., & Spruit, H., *MNRAS*, 334, 819
- Janka, H.-Th., & Müller, E. 1996, *A&A*, 306, 167
- Katz, J. 1997, *ApJ*, 490, 633
- Langer, N. 1998, *A&A*, 329, 551



- MacFadyen, A. I. & Woosley, S. E. 1999, *ApJ*, 524, 262
- MacFadyen, A. I., Woosley, S. E., & Heger, A. 2001, *ApJ*, 550, 410
- Meynet, G. & Maeder, A. 2003, *A&A*, 404, 975
- Mezzacappa, A., Calder, A. C, Bruenn, S. W., Blondin, J. M., Guidry, M. W., Strayer, M. R., Umar, A. S. 1998, *ApJ*, 495, 911
- Morrison, I. A., Baumgarte, T. W., & Shapiro, S. L. 2004, *ApJ*, 610, 941
- Podsiadlowski, P. 1992, *PASP*, 104, 717
- Podsiadlowski, P., Joss, P. C., & Hsu, J. J. L. 1992, *ApJ*, 391, 246
- Podsiadlowski, P., Mazzali, P. A., Nomoto, K., Lazzati, D., & Cappellaro, E. 2004, *ApJ*, 607, L17
- Popham, R., Woosley, S. E., & Fryer, C. L. 1999, *ApJ*, 518, 356
- Price, P. A., et al. 2003, *Nature*, 423, 843
- Stanek, E. Z., et al. 2003, *ApJ*, 591, L17
- Warren, M. S., Rockefeller, G. & Fryer, C. L., in preparation
- Weaver, T. A., Zimmerman, G. B., & Woosley, S. E. 1978, *ApJ*, 225, 1021
- Woosley, S. E., *ApJ*, 405, 273
- Woosley, S. E., Heger, A., & Weaver, T. A. 2002, *Rev. Mod. Phys.*, 74, 1015
- Zhang, W. & Fryer, C. L. *ApJ*, 550, 357
- Zhang, W., Woosley, S. E., & Heger, A. 2004, *ApJ*, 608, 365

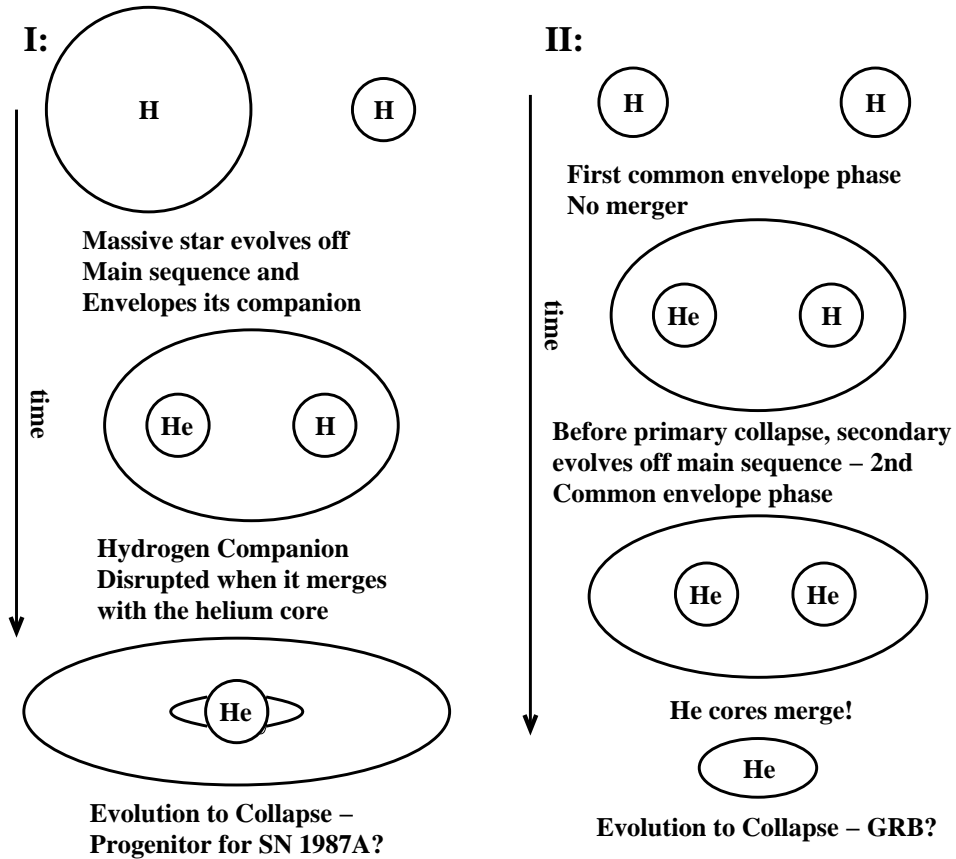


Fig. 1.— Two evolutionary paths for close binaries: I) a close binary system where the masses of the two stars differ by more the 10%, II) a close binary system where the masses of the two binary stars are nearly identical. In system I, the more massive star evolves off the main sequence and expands to envelope its companion. Friction causes the orbit in this system two decay. In some cases, the orbit will decay so much that the systems merge. The less massive hydrogen star is disrupted when it reaches the dense helium core of the more massive star. Podsiadlowski (1992) argued that SN 1987A formed in such a scenario. System II involves two stars of nearly identical mass. In the first common envelope phase, the system tightens, but does not merge. However, the similar masses of the two stars mean that the less massive star evolves off the main sequence before the more massive star collapses, leading to a second common envelope phase and the merger of the two helium cores. Fryer et al. (1999) proposed this scenario as a formation scenario for collapsars.

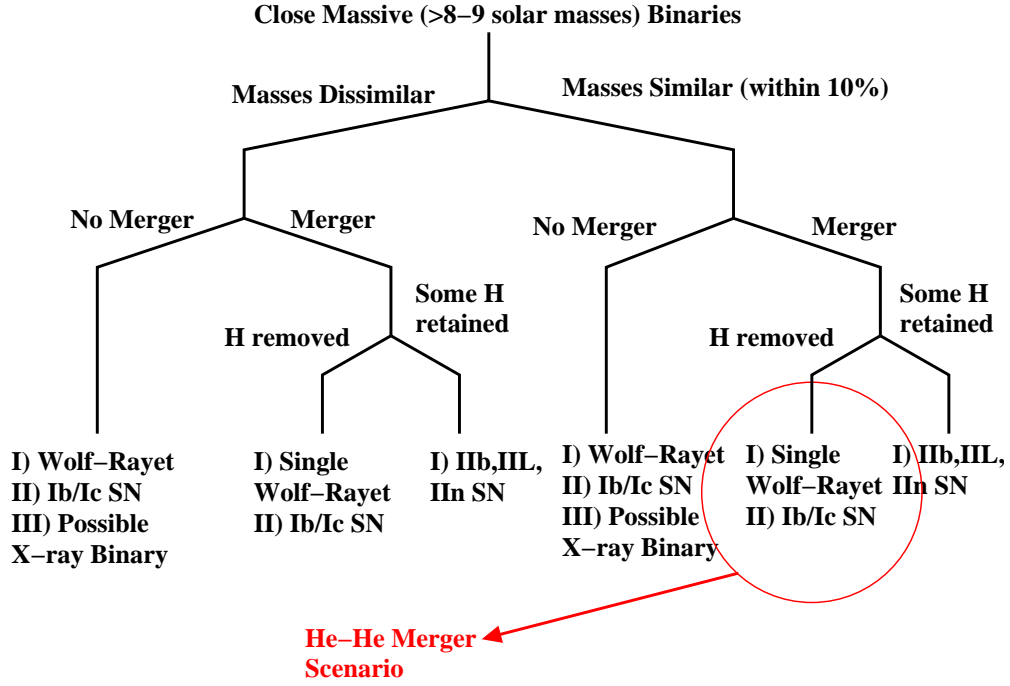


Fig. 2.— A diagram of the fates of close, massive binaries. X-ray binaries are formed in systems where the two stars do not merge. The traditional path for the formation of X-ray binaries would be a system with dissimilar stellar masses (masses dissimilar route). The common envelope phase removes the hydrogen envelope of the more massive star, turning it into a Wolf-Rayet star, but the system does not merge (no merger route). If the system remains bound after collapse, an X-ray binary is born. Many more (the exact number is sensitive to the population synthesis assumptions - see Fryer et al. 1998) of these dissimilar binaries lead to the ultimate merger of the two stars. The increased mass-loss due to this merger may be enough to allow a star, that would otherwise not become a Wolf-Rayet star, to lose its entire hydrogen envelope. Hence, these binary systems produce single Wolf-Rayet stars. We are more interested in those binaries that consist of stars that are very close in mass. The case where these stars do not merge is now considered to be one of the primary formation scenarios of double neutron star systems like the Hulse-Taylor pulsar system (Brown 1995; Fryer et al. 1999; Belczynski et al. 2002). Those systems that merge and ultimately lose their hydrogen envelope may be collapsar progenitors, the so-called He-star/He-star merger scenario (Fryer et al. 1999).

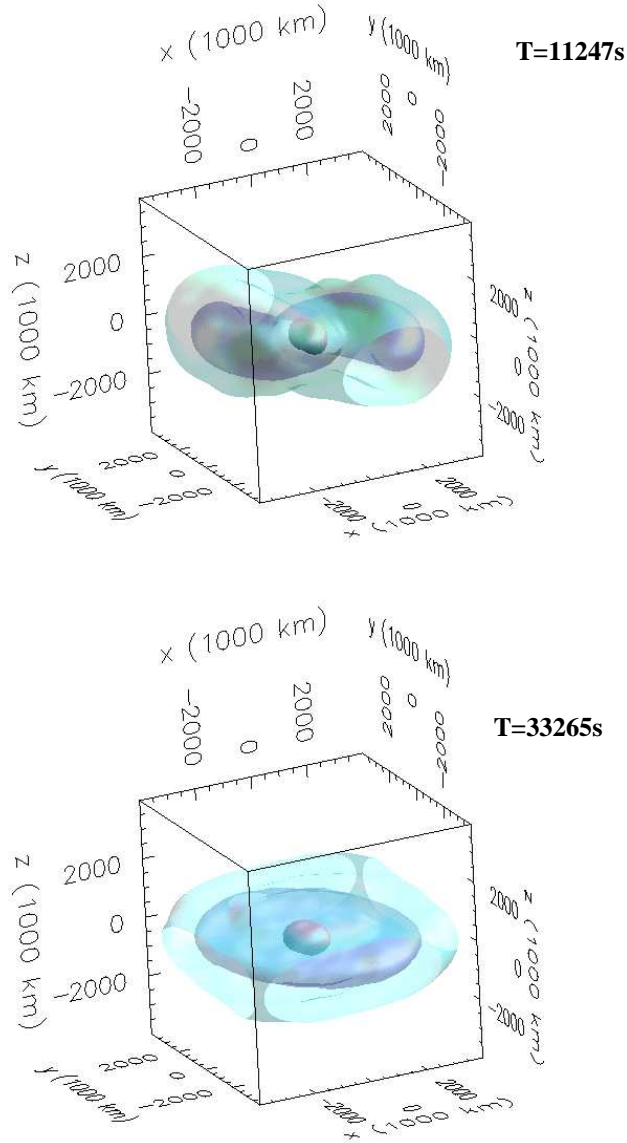


Fig. 3.— Density contours at 2 different times of the merger of 2  $16M_{\odot}$  stars. The contours correspond to (from inner to outer contour) densities of  $8 \times 10^{-2}$ ,  $10^{-4}$ ,  $10^{-5} \text{g cm}^{-3}$  respectively. For the mergers of identical mass stars, the matter is ejected in an axis-symmetric excretion disk.

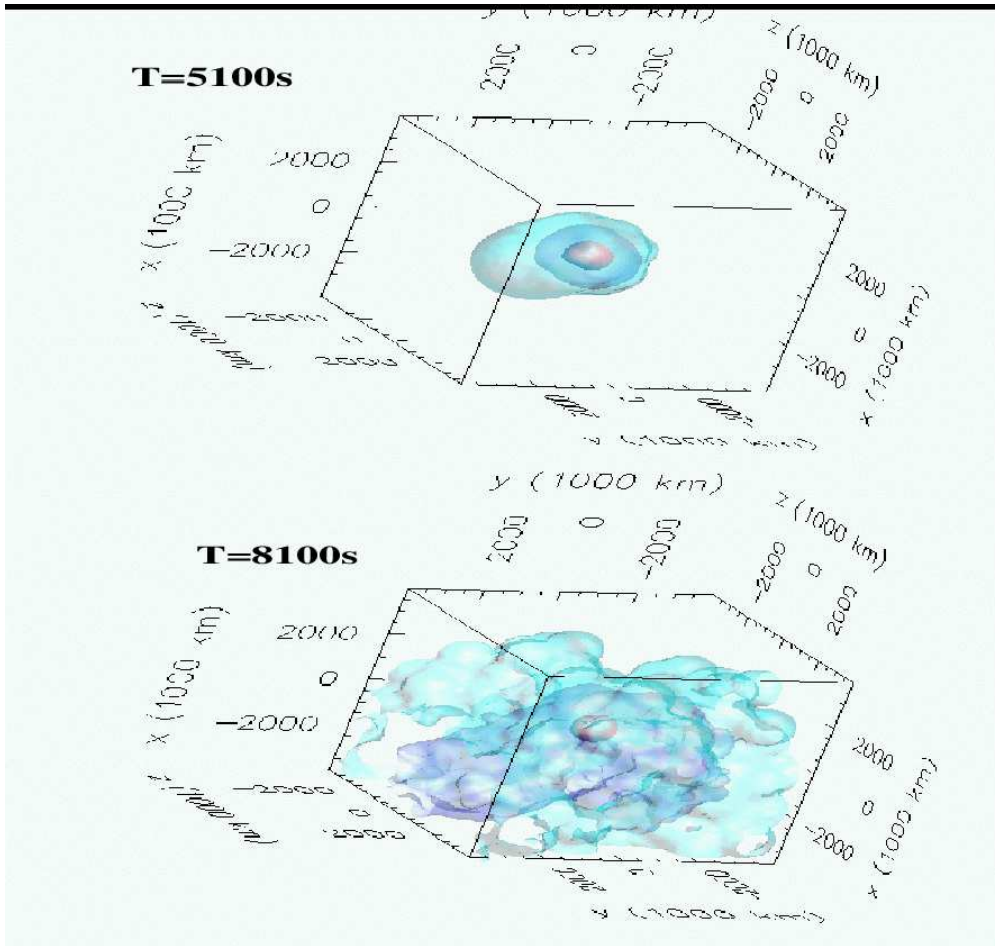


Fig. 4.— Density contours at 2 different times of the merger of an  $8M_{\odot}$  star with a  $16M_{\odot}$  star. The contours correspond to (from inner to outer contour) densities of  $8 \times 10^{-2}, 10^{-5}, 10^{-9} \text{g cm}^{-3}$  respectively. The merger of stars with different masses leads to a much less symmetric mass ejection than those of equal mass stars (Fig. 3).

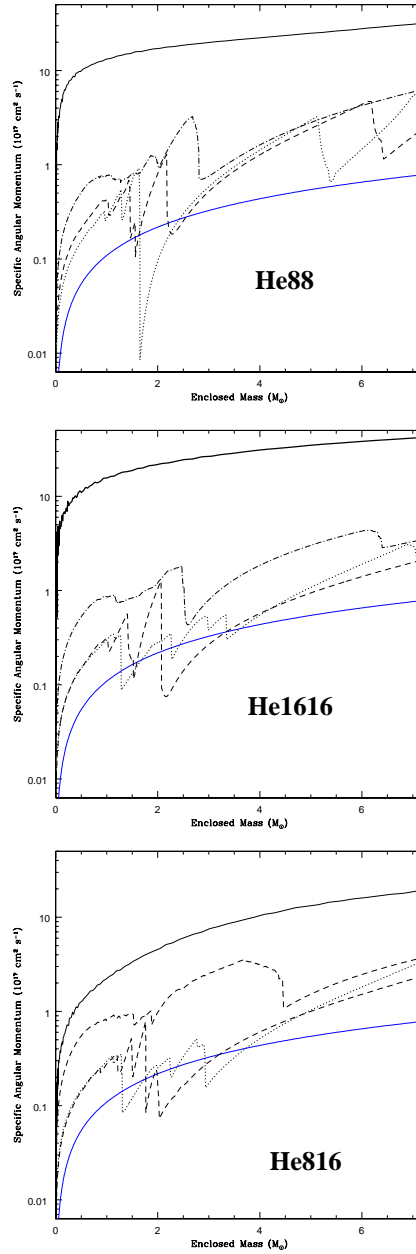


Fig. 5.— Mean angular momenta versus mass for all our models just after the merger and at collapse. The thick solid line at the top of the graph is the angular momentum just after merger. Dotted lines correspond to “a” series models, dashed lines correspond to “b” series models, and dot-dashed lines correspond to “c” series models. We’ve also plotted the angular momentum for material at innermost stable circular orbit for a non-rotating black hole versus mass (thin solid line). Although the criterion for the formation of a disk that can drive an explosion is uncertain, it is likely that the angular momentum must consistently exceed this value. For most of our models, this is above  $3\text{-}4 M_\odot$ .

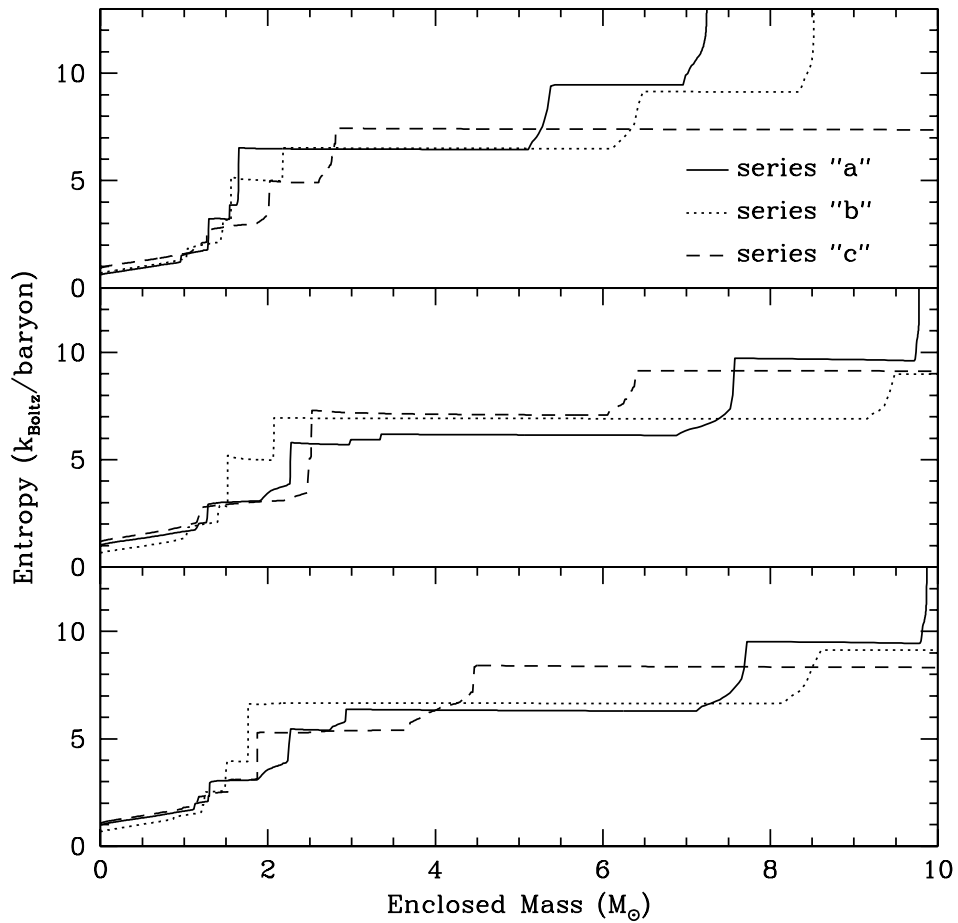


Fig. 6.— Entropy versus mass at collapse for all models (top panel: he88, middle panel: he1616, bottom panel he816). Solid lines, dotted lines, dashed lines correspond to Series “a”, “b”, and “c” respectively. Although there is considerable scatter, in general, the Series “c” models (no mass loss) have higher entropies in the inner  $1 M_{\odot}$  core with lower entropies beyond. This trend is consistent with the larger cores for these models.

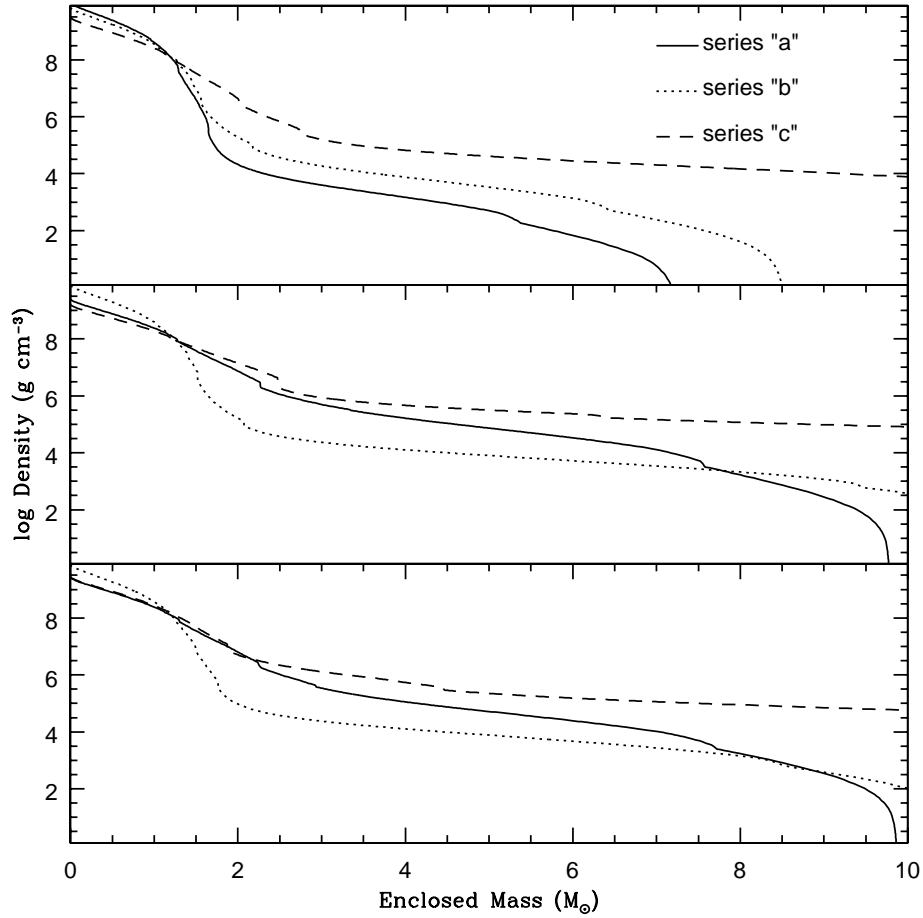


Fig. 7.— Density versus mass at collapse for all models (top panel: he88, middle panel: he1616, bottom panel he816). Solid lines, dotted lines, dashed lines correspond to Series “a”, “b”, and “c” respectively. As we could surmise from the entropy plot (Fig. 6), beyond  $\sim 1 M_{\odot}$ , the density is higher for the larger cores in the Series “c” models.



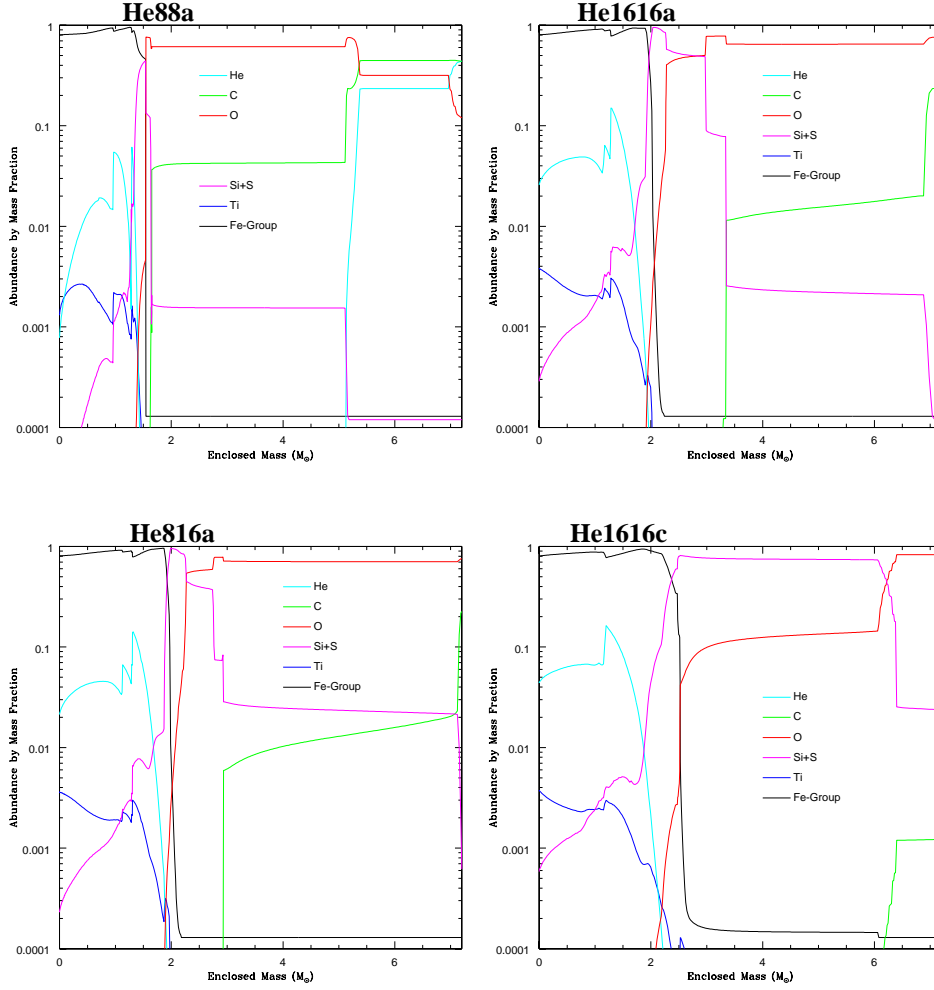


Fig. 8.— Abundance fractions versus mass for 4 merged cores just prior to collapse. The smallest iron core ( $\sim 1.8M_{\odot}$ ) is produced by the merger of the two smallest stars (He88). But the trend of smaller cores with smaller merged objects doesn’t seem to follow with our other models. Mass loss causes the iron cores (and silicon layers) for the He816a and He1616a models are nearly identical ( $\sim 2M_{\odot}$ ). The largest iron core arises from the merger of two  $16+16M_{\odot}$  stars without mass loss ( $\sim 2M_{\odot}$ ). Even more important for black hole formation is the size of the silicon/sulfur layer. This layer extends to  $6M_{\odot}$  for the He1616c model (compared to  $\sim 1.8M_{\odot}$  for the He88a model and  $\sim 2.5M_{\odot}$  for the He816a, He1616a models).

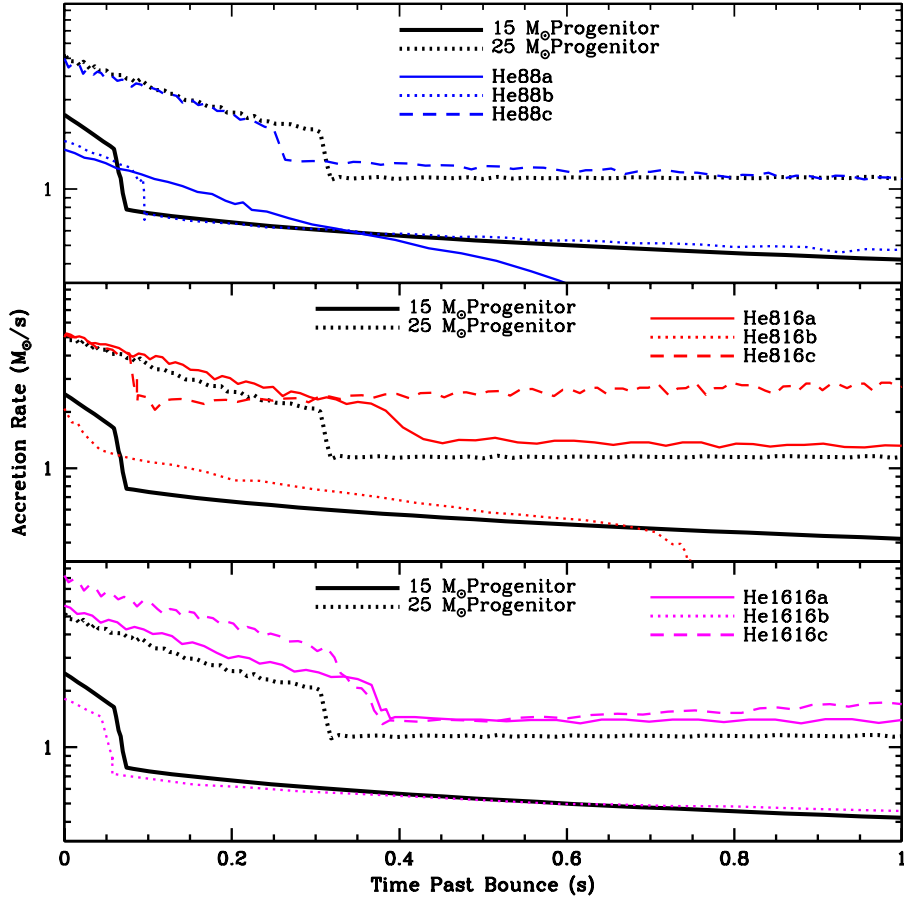


Fig. 9.— Accretion rates onto the proto-neutron star as a function of time after the bounce of the collapsed core for 15 and 25 $M_{\odot}$  stars (Fryer 1999) and for our new merger models. Fryer (1999) found that the 15 $M_{\odot}$  star exploded 90 ms after collapse when the accretion rate dropped dramatically as the silicon layer (with its lower density) hit the proto-neutron star. The merged stars with similar accretion rates are also likely to explode. Stars that mimic the 25 $M_{\odot}$  star are more likely to have weak or no explosions and collapse to form black holes (He1616a, He816a, Series “c” models).

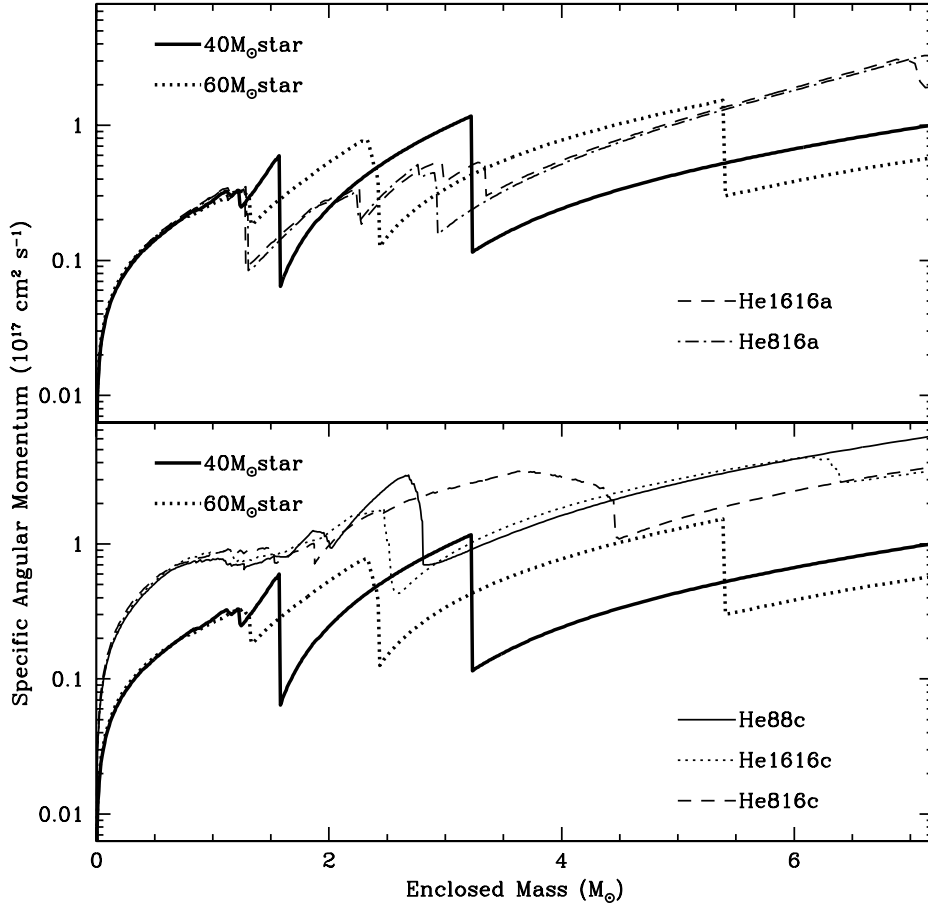


Fig. 10.— Angular momenta versus enclosed mass for the black-hole forming models compared to 40,60 $M_{\odot}$  single star models. He1616a and He816a (top panel) have angular momenta that are not too different from the single stars. Between 2 and 3 solar masse, the Series “c” models (bottom panel), however, can have angular momenta that are more than a factor of 3 higher than in single-star models. All models, however, have angular momenta that are sufficiently high to produce black hole accretion disks (Fig. 5).

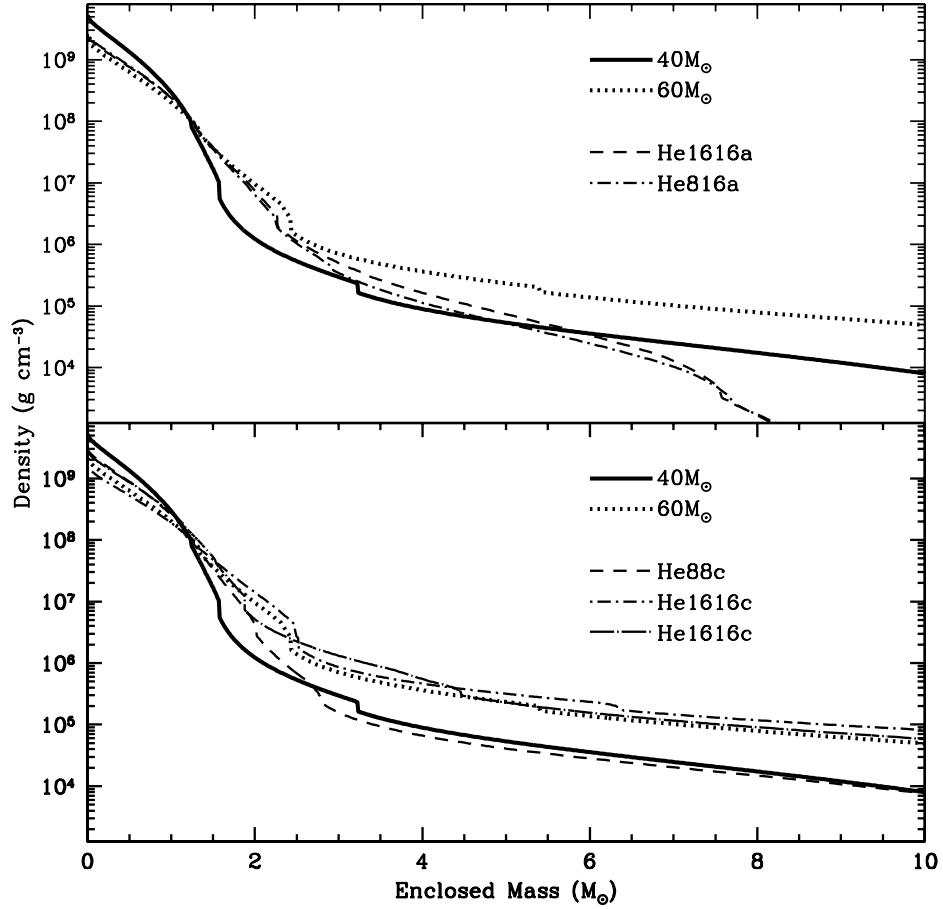


Fig. 11.— Density versus enclosed mass for the black hole forming models compared to 40,60M<sub>⊙</sub> single star models. Because of the high densities, similar to the single star models, the neutrino driven engine may fail to drive explosions for these models. We can see this more clearly in Fig. 12.

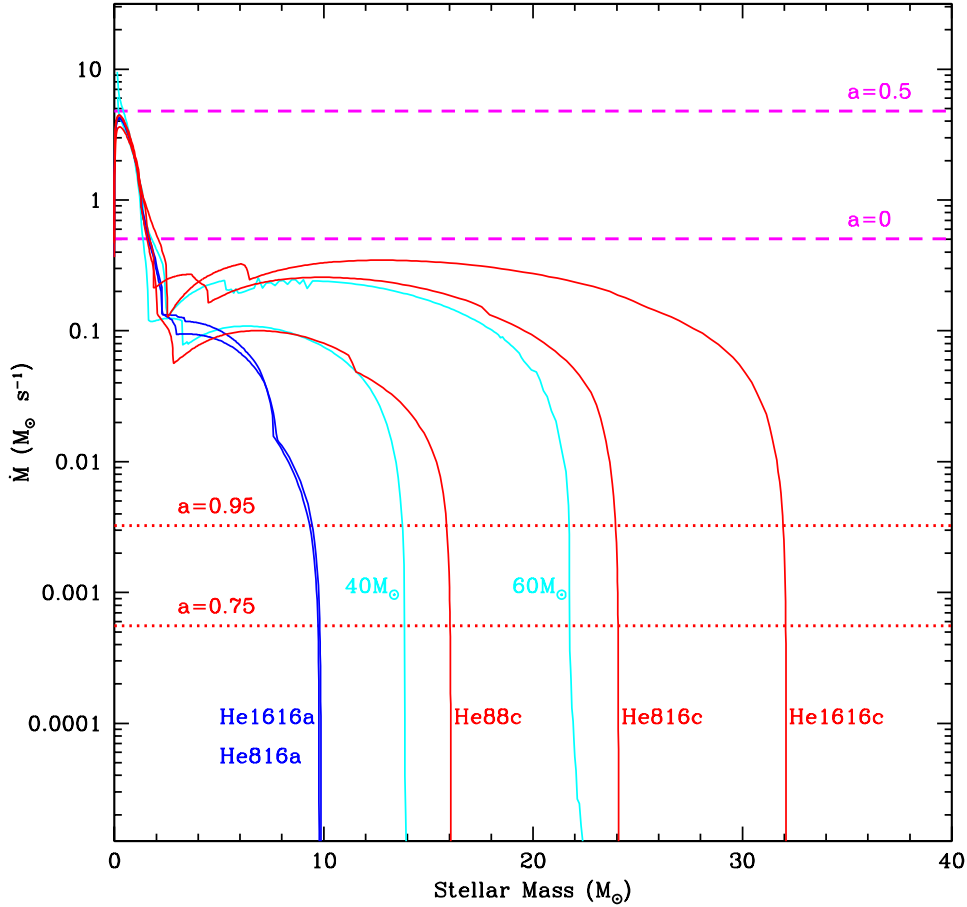


Fig. 12.— Accretion rate along the pole versus accreted mass for all the black hole forming systems compared to the 40 and 60  $M_\odot$  single star models. The horizontal lines correspond to disk accretion rates (not polar accretion) of  $0.1 M_\odot \text{ s}^{-1}$  (dotted) and  $1.0 M_\odot \text{ s}^{-1}$  (dashed) for a range of black hole spins. Black holes are likely to be maximally rotating, so the Kerr parameter  $a$  is likely to reach 0.95. Even so, for accretion rates of  $0.1 M_\odot \text{ s}^{-1}$ , it is unlikely that the neutrino-driven mechanism can power jets (see Fryer & Meszaros 2003 for details).