

# Does dichotomy of active galactic nuclei only depend on black hole spins?

Yong-Chun Ye, Ding-Xiong Wang

Department of Physics, Huazhong University of Science and Technology, Wuhan, 430074, China  
Send o print requests to: D.-X. Wang (dxwang@hust.edu.cn)

11 April 2024

## ABSTRACT

A toy model for jet powers and radio loudness of active galactic nuclei (AGNs) is proposed based on the coexistence of the Blandford-Znajek (BZ) and magnetic coupling (MC) processes (CEBZMC) in black hole (BH) accretion disc. It turns out that both the jet powers and radio loudness of AGNs are controlled by more than one physical parameter besides the BH spin. The observed dichotomy between radio-loud and radio-quiet AGNs is well interpreted by the two parameters, the BH spin and the power-law index of the variation of the magnetic field on the disc. Furthermore, we discuss the correlation of jet powers with radio loudness of AGNs in terms of the two parameters. It is found that the contours of radio loudness are approximately in accord with those of jet powers for several 3CR radio sources, implying roughly that the stronger jet powers corresponds to stronger radio loudness. In addition we discuss the correlation of the jet powers and radio loudness of AGNs with the position of the inner edge of an accretion disc. These results imply that the "spin paradigm" for radio loudness of AGNs might be modified by a scenario containing more physical parameters.

**Key words:** accretion, accretion discs – black hole physics – galaxies: active – galaxies: nuclei; general

## 1 INTRODUCTION

As is well known, active galactic nuclei (AGNs) are characterized not only by the large range and bimodal distribution of their radio loudness, but also by jets of powering large-scale radio structure. It has been observed that AGNs can approximately be divided into two classes: radio-loud (RL) AGNs and radio-quiet (RQ) AGNs. In 1989, Kellermann et al. indicated that RL AGNs are rather rare (they consist only about 10% of the AGN population) and they almost reside in elliptical galaxies, having the ratio of their radio to optical fluxes  $F_{5\text{GHz}}/F_B > 10$ . Recently, Cirasuolo et al. (2003) suggested that RL AGNs consist about 5% of the AGN population or more less.

Blandford (1990) proposed the "spin paradigm" that the key parameter which determines the jet powers and radio loudness of AGNs is the black hole spin. Wilson & Colbert (1995) argued that high spin BHs exist only if formed by the coalescence of two BHs, which would take place mostly in the environment of elliptical galaxies. Considering the fact that a BH is spun down much more effectively in retrograde disc accretion than the pro-grade case, Moderski et al. (1997, hereafter M97) proposed a model of switching

randomly between pro- and retro-grade disc accretion with the Blandford-Znajek (BZ, 1977) process to explain the observed radio dichotomy of AGNs. Phenomenologically, RL AGNs are always associated with large-scale radio jets and lobes, while the RQ sources have very little or weak radio-emitting ejecta. This phenomenon means that there may exist a dramatic relation between jet powers and radio loudness of AGNs.

The strength of the BZ mechanism is related closely to accretion mode. Recently, Cao and Rawlings (2004) argued that perhaps most of the 3CR FRI radio galaxies have normal accretion discs rather than advection dominated accretion flows or adiabatic inflow-outflow solutions, otherwise the BZ mechanism cannot provide sufficient power to explain their high radio luminosities.

On the other hand, the strength of the BZ mechanism depends on the configuration of the magnetic field in BH accretion disc. Recently, much attention has been paid on the magnetic coupling (MC) of a BH with its surrounding disc, and the recent XMM-Newton observation of a broad Fe K line in the bright Seyfert 1 galaxy MCG-6-30-15 suggested strongly the existence of the MC effects (Wills et al. 2001; Li 2002; Wang et al. 2003a, 2003b, hereafter W03a

and W 03b, respectively). In fact the M C process can be regarded as a variant of the B Z process, in which energy and angular momentum are transferred from a fast-rotating BH to its surrounding disc. In addition, it is shown that the B Z and M C processes might coexist, provided that the BH spin and the power-law index are greater than some critical values (W 03b).

In this paper we intend to clarify the correlation between jet powers and radio loudness of AGNs in the model of the coexistence of the B Z and M C processes (CEBZMC) on the basis of the normal accretion discs, assuming that the jet is powered in the B Z process, and the energy transferred from a BH to the disc in the M C process contributes the bolometric luminosity of the disc as well as disc accretion. It turns out that both jet powers and radio loudness of AGNs do not depend on the BH spin only, but on the other physical parameters probably.

This paper is organized as follows. In Section 2 radio loudness of AGNs is discussed in a parameter space consisting of the BH spin and the power-law index, and a reasonable explanation for the observed radio dichotomy of AGNs is given. In Section 3, the contours of jet powers of AGNs are analyzed, and the correlation of jet powers with radio loudness of AGNs is discussed also in the parameter space. Finally, in Section 4, we discuss the correlation of the jet powers and radio loudness of AGNs with the position of the inner edge of an accretion disc, and summarize our main results. Throughout this paper the geometric units  $G = c = 1$  are used.

## 2 RADIO DICHO TOMY OF AGNS BASED ON CEBZMC

Since the configuration of magnetic field in BH magnetosphere is very complicated, we discussed magnetic extraction of energy from a rotating BH based on several simplified assumptions (Wang et al. 2002, hereafter W 02). Following Blandford (1976) the poloidal magnetic field is assumed to vary as a power law with the radial coordinate of the disc,

$$B_D^p = B_H^p [r_H / \mathcal{R}_D (r_{ms})]^n; \quad 1 < n < n_{out}; \quad (1)$$

where  $B_D^p$  and  $B_H^p$  is the poloidal component of the magnetic field on the disc and on the horizon respectively, and  $n$  is the power-law index of  $B_D^p$  varying with  $r$ , and  $r/r_{ms}$  is defined as a radial parameter in terms of  $r_{ms}$ . The quantities  $r_H$  and  $\mathcal{R}_D (r_{ms})$  are the radius of the horizon and the cylindrical radius at the inner edge of the disc, respectively.

In W 02 we proposed a configuration of magnetic field as shown in Fig.1, and the expressions for the B Z and M C power in CEBZMC are given as follows (W 02; W 03a; W 03b).

$$P_{BZ}/P_0 = 2a^2 \int_0^{\theta_M} \frac{k(1-k)\sin^3 \theta d\theta}{2(1-q)\sin^2 \theta}; \quad 0 < \theta < \theta_M; \quad (2)$$

$$P_{MC}/P_0 = 2a^2 \int_{\theta_M}^{\theta_L} \frac{(1-k)\sin^3 \theta d\theta}{2(1-q)\sin^2 \theta}; \quad \theta_M < \theta < \theta_L; \quad (3)$$

where the parameter  $q = \frac{P}{1-a^2}$  is a function of the BH spin,  $k = \Omega_F / \Omega_H$  is the ratio of the angular velocity of the open field lines to that of the horizon. Usually,  $k = 0.5$  is taken for the optimal B Z power (Macdonald & Thorne

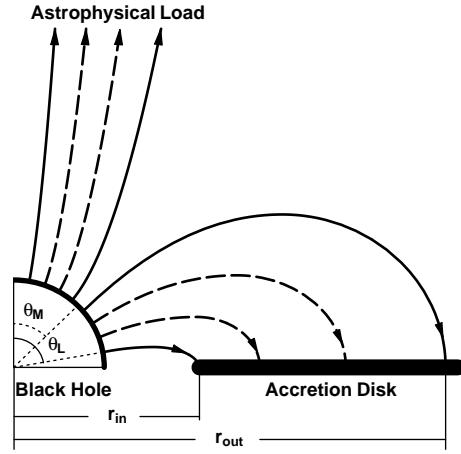


Figure 1. The poloidal magnetic field connecting a rotating BH with remote load and a disc

1982). And  $\Omega_F / \Omega_H$  is the ratio of the angular velocity of the closed field lines to that of the horizon, which depends on the BH spin and the place where the field line penetrates on the disc. The parameter  $q$  is related to  $a$  and  $n$  by

$$\Omega_F / \Omega_H = \frac{2(1+q)}{a} \left( \frac{P}{P_0} - \frac{3}{m_s} + a^2 \right); \quad (4)$$

In equation (3)  $P_0$  is defined by

$$P_0 = (B_H^p)^2 M^2 = B_4^2 M_9^2 = 6.59 \times 10^{46} \text{ erg s}^{-1}; \quad (5)$$

where  $B_4$  is the poloidal magnetic field at the horizon in the unit of  $10^4$  Gauss, and  $M_9$  is the BH mass in the unit of  $10^9 M_\odot$ . The half-opening angle  $\theta_M$  is the angular boundary between the open and closed field lines on the BH horizon, being determined by the following mapping relation,

$$\cos \theta_M - \cos \theta_L = \int_{r_{in}}^{r_{out}} G(a; n) dr; \quad (6)$$

where

$$G(a; n) = \frac{P}{2} \frac{1 + a^2 \frac{4}{m_s} + 2a^2 \frac{6}{m_s} + a^2 \frac{3}{m_s}}{(1 + a^2 \frac{4}{m_s} + 2a^2 \frac{6}{m_s})(1 - 2 \frac{m_s^2}{m_s^2} + a^2 \frac{4}{m_s^2})}; \quad (7)$$

One of the important results in the model of CEBZMC is that the angle  $\theta_M$  of the magnetic flux tube on the horizon is determined by  $a$  and  $n$ .

Radio loudness of AGNs is defined as the radio-to-optical flux ratio  $F_{5GHz}/F_B$  (Kellerman et al. 1989). Assuming that the fraction of jet power converted to radiation is 10%, and that bolometric correction for jet radiation at  $\nu_R = 5GHz$  is of the same order as that for the disc radiation in the B-band, M 97 expressed the radio loudness of AGNs as the ratio  $P=L$ , where  $P$  is the total radio luminosity powered by the B Z process, and  $L$  is the total bolometric luminosity of the accretion disc. In our model we suggest that the total radio luminosity is still powered by the B Z process, while the total bolometric luminosity of the disc is contributed by the M C process as well as the disc accretion, i.e.,

$$P = P_{BZ}; \quad L = (1 - E_{ms})\dot{M}_D + P_{MC}; \quad (8)$$

where  $\dot{M}_D$  is accretion rate, and  $E_{ms}$  is specific energy corresponding to the radius of the marginally stable orbit  $r_{ms}$  and it reads (Novikov & Thorne 1973)

$$E_{ms} = 1 - \frac{2}{3} \frac{a^2}{r_{ms}^2} + \frac{a^3}{r_{ms}^3} \left( 1 - \frac{3}{2} \frac{a^2}{r_{ms}^2} + 2a \frac{a^3}{r_{ms}^3} \right)^{1/2}; \quad (9)$$

As the magnetic field on the BH is supported by the surrounding disc, there are some relations between  $B_H$  and  $\dot{M}_D$ . In this paper, we take the relation suggested in M97, arising from the balance between the pressure of the magnetic field on the horizon and the ram pressure of the innermost parts of an accretion flow, i.e.,

$$2\dot{M}_D (1 + q)^2 = (B_H^p)^2 M^2 = P_0; \quad (10)$$

Incorporating equations (8) and (10), we express radio loudness as

$$\frac{P}{L} = \frac{2P_{BZ} = P_0}{(1 - E_{ms})(1 + q)^2 + 2P_{MC} = P_0}; \quad (11)$$

Incorporating equations (2), (3), (9) and (11), we have the curves of radio loudness of AGNs versus  $a$  for the given  $n$  and those versus  $n$  for the given  $a$  as shown in Figs 2a and 2b, respectively.

Radio loudness of AGNs varies non-monotonically with the increasing  $a$  and the constant  $n$ , attaining its maximum as the BH spin approaches unity as shown in Fig. 2a, while it increases monotonically with the increasing  $n$  and the constant  $a$  as shown in Fig. 2b.

By using equation (11) we have the contours of radio loudness of AGNs in the parameter space consisting of  $a$  and  $n$  as shown in Fig. 3, where the value of  $P=L$  is labeled beside each contour, and the thick solid line labeled 0.001 is regarded as the dividing line between RQ and RL AGNs (M97).

Following M97, in the "spin paradigm" the total radio luminosity is powered by the BZ process, and the total bolometric luminosity of the disc only arises from disc accretion without the MC process, and the radio loudness of AGNs is given by

$$(P=L)_{M97} = \frac{a^2}{64(1 - E_{ms})}; \quad (12)$$

where we take

$$P = P_{BZ} = \frac{k(1 - k)}{16} a^2 \dot{M}_D \quad \text{with} \quad k = 0.5; \quad (13)$$

and

$$L = (1 - E_{ms})\dot{M}_D; \quad (14)$$

Thus  $(P=L)_{M97}$  only depends on the BH spin, and the curve of its variation with  $a$  is shown in Fig. 4.

From Fig. 4 we find that  $(P=L)_{M97}$  also varies non-monotonically with the increasing  $a$ , and the curve of radio loudness of AGNs (solid line) intersects with the critical curve of radio loudness  $P=L = 0.001$  (dashed line) at point A (0.06, 0.001), implying a very low BH spin ( $a < 0.06$ ) is required for RQ AGNs in M97. Considering the fact that BHs could be easily spun up in disc accretion at later epochs (Bardeen 1970), the conclusion that low-spin dominated states of BHs could be questionable.

In contrast to M97, radio loudness of AGNs in our model depends on both the BH spin  $a$  and the power-law

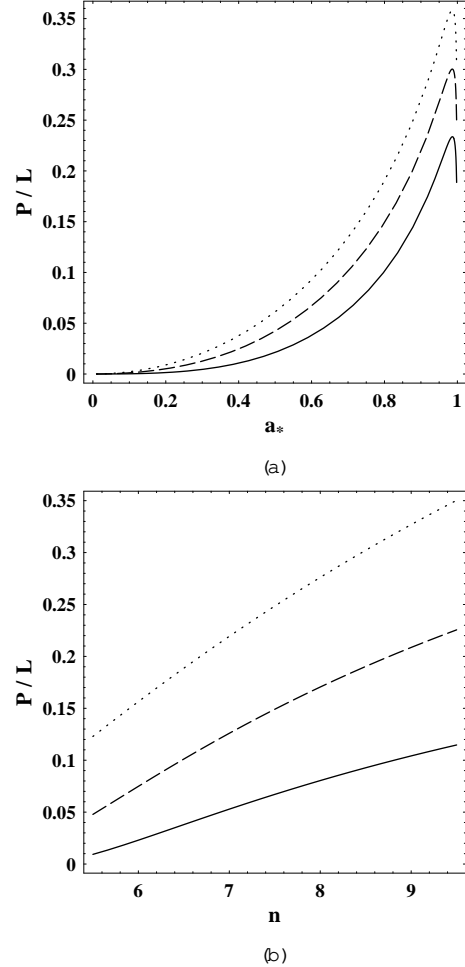


Figure 2. Curves of radio loudness  $P=L$  (a) versus  $a$  with  $n=6.5, 7.5$  and  $8.5$ , and (b) versus  $n$  with  $a=0.6, 0.8$  and  $0.998$  in solid, dashed and dotted lines, respectively.

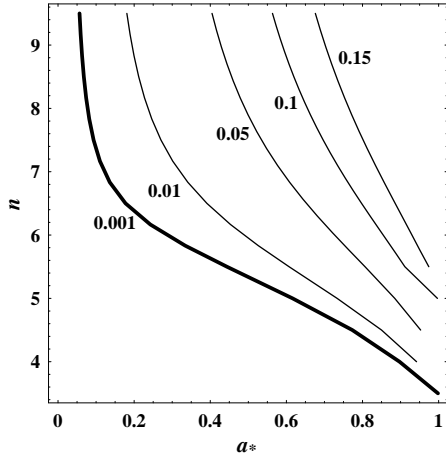
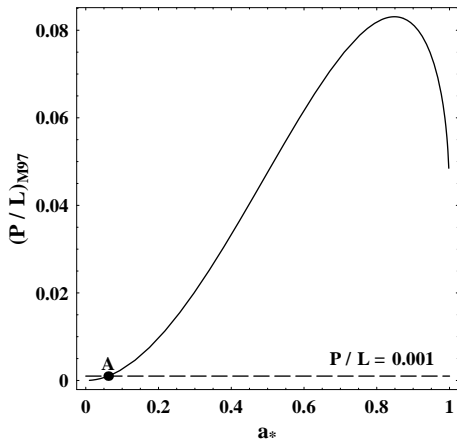
index  $n$ : RL AGNs require high values of both  $a$  and  $n$ , and RQ AGNs might correspond to either high or low BH spin, provided that the value of the power-law index  $n$  is low enough. Dependence of radio loudness of AGNs on the values of  $a$  and  $n$  is listed in Table 1. It seems reasonable that the probability of AGNs in CASE A should be much less than the sum of the probabilities in CASE B, C and D, and this might provide a possible explanation for the observations that the RL AGNs consist very small fraction of the AGN population.

### 3 CORRELATION OF JET POWERS WITH RADIO LOUDNESS OF AGNS BASED ON CEBZMC

If the BZ mechanism is regarded as the major mechanism for powering radio jets in AGNs (Blandford & Znajek 1977; Rees 1984), the dimensionless jet power can be written as

Table 1. Dependence of radio loudness of AGNs on the parameters  $a_*$  and  $n$ .

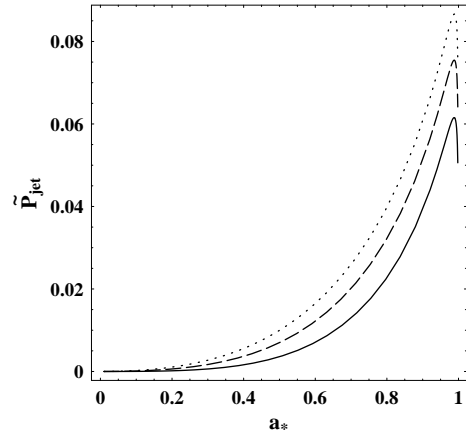
CASE	BH spin $a_*$	Power-law index $n$	Radio loudness
A	High	High	RL
B	High	Low	RQ
C	Low	High	RQ
D	Low	Low	RQ

Figure 3. The contours corresponding to radio loudness with  $P/L = 0.001, 0.01, 0.05, 0.1$  and  $0.15$  in  $a_*$  -  $n$  parameter space.Figure 4. Radio loudness  $(P/L)_{M97}$  versus  $a_*$ .

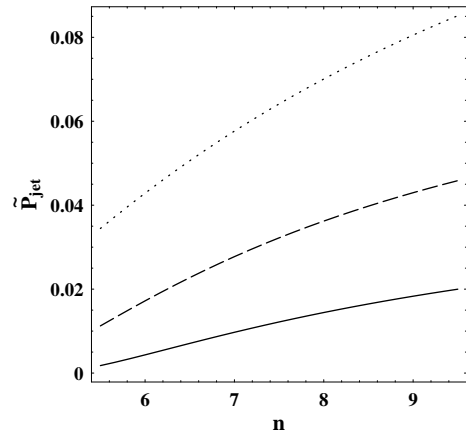
$$\dot{P}_{jet}(a_*; n) = P_{jet} = P_0 = \frac{1}{2} a_*^2 \int_0^M \frac{\sin^3 \theta}{(1 - q \sin^2 \theta)^2} d\theta; \quad (15)$$

where equation (15) is derived by taking  $k = 0.5$  in equation (2). By using equation (15), we have the curves of jet power  $\dot{P}_{jet}$  versus  $a_*$  for the given  $n$  and those versus  $n$  for the given  $a_*$  as shown in Figs. 5a and 5b, respectively.

Comparing Fig. 5 with Fig. 2, we find that the curves of  $\dot{P}_{jet}$  are very analogous to those of radio loudness of



(a)



(b)

Figure 5. Jet power  $\dot{P}_{jet}$  (a) versus  $a_*$  with  $n = 6.5, 7.5$  and  $8.5$  in solid, dashed and dotted lines, respectively; (b) versus  $n$  with  $a_* = 0.6, 0.8$  and  $0.998$  in solid, dashed and dotted lines, respectively.

AGNs, and this similarity motivates us to study the correlation between these two quantities based on the model of CEBZMC. The values of the BH mass, the poloidal magnetic field on the horizon, absolute jet powers and radio loudness of some 3CR radio sources are listed in Table 2, where the poloidal magnetic fields on the horizon,  $B_H^p$ , are estimated by the following relation (Beskin 1997),

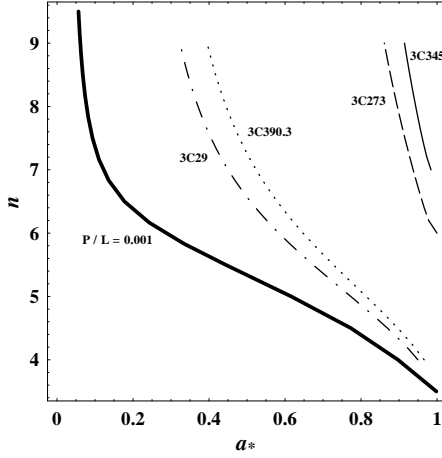


Figure 6. The dividing line of radio loudness with  $P/L = 0.001$ , and the contours of  $P_{\text{jet}}$  of 3C 345, 3C 273, 3C 390.3 and 3C 29 in solid, dashed, dotted and dash-dotted lines, respectively.

$$B_H^P = 10^4 M_9^{1/2} \text{Gauss} \quad (16)$$

Combining equations (11) and (15) with the data in Table 2, we have the contours of  $P_{\text{jet}}$  (dimensionless jet power) and the dividing line ( $P/L = 0.001$  in thick solid line) of radio loudness between RQ and RL AGNs in a  $n$  parameter space as shown in Fig. 6.

Inspecting Table 2 and Fig. 6, we find the following correlation of  $P_{\text{jet}}$  with radio loudness of AGNs. The contour of  $P_{\text{jet}}$  with larger value is farther away from the dividing line of radio loudness in the top right part of the parameter space than that with smaller value, and this result implies that the greater  $P_{\text{jet}}$  generally corresponds to the greater radio loudness.

This correlation can be clarified more concretely in a  $n$  parameter space as shown in Fig. 7. We find that the contour of radio loudness  $P/L = 0.025$  (solid line) intersects with the dash-dotted line at point A (0.42, 7.33) and the dotted line at point B (0.83, 4.92), respectively. These two intersections imply the following correlation of  $P_{\text{jet}}$  with radio loudness: A quasar with stronger  $P_{\text{jet}}$  may have larger radio loudness than a quasar with weaker  $P_{\text{jet}}$  for a very wide value ranges of the BH spin  $a$  and the power-law index  $n$ , and the counter example occurs only for very extreme values of the two parameters. For example, quasar 3C 390.3 should have larger radio loudness than quasar 3C 29 for most values of  $a$  and  $n$ , and the order could be reversed only if both of the following value ranges of  $a$  and  $n$  are satisfied: (i)  $a < 0.42$  with  $n > 7.33$  for 3C 29, and (ii)  $a > 0.83$  with  $n < 4.92$  for 3C 390.3. This argument for the correlation could be applicable to other AGNs, and the correlation of  $P_{\text{jet}}$  with radio loudness of AGNs might be a conjecture to be tested in future.

#### 4 DISCUSSION

In this paper we discuss the correlation of the jet powers and radio loudness of AGNs based on the model of CEBZMC. It turns out that both radio loudness and jet powers

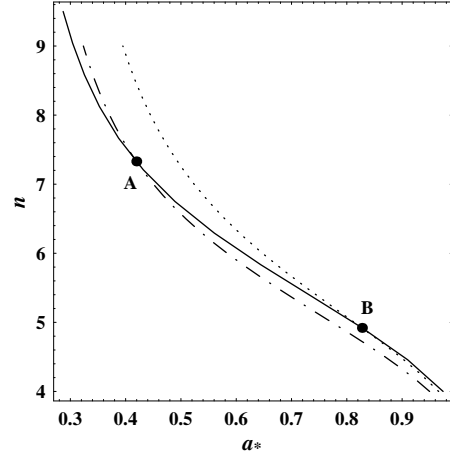


Figure 7. The contour of radio loudness with  $P/L = 0.025$ , and the contours of  $P_{\text{jet}}$  of 3C 390.3 and 3C 29 in dotted and dash-dotted lines, respectively.

of AGNs probably depend on more than one physical parameter. An explanation for the observed radio dichotomy of AGNs is given, which is difficult to be understood in the "spin paradigm".

As is well known, the jet power driven by the BZ mechanism is proportional to square of the BH spin, and the total bolometric luminosity of the disc is also related closely to the BH spin by equation (14). These relations are essential to the "spin paradigm", and a scenario of switching randomly between pro- and retro-grade disc accretion is suggested to depress the BH spin in M 97. Unfortunately, we have not found reliable evidence about this random switching of accretion modes in AGNs.

Compared with M 97, our model for radio loudness and jet powers of AGNs is based on CEBZMC, in which the MC of a BH with its surrounding disc is taken into account. It is the MC mechanism that involves the closed field lines connecting the rotating BH with the disc, and the power-law index  $n$  is related to the variation of the magnetic field expressed by equation (1). The index  $n$  indicates the degree of the magnetic field is concentrated in the inner disc, which depends probably on the distribution of the current on the disc. The calculations in our model show that the index  $n$  plays a very important role in determining radio loudness and jet powers of AGNs as well as the BH spin.

In fact, both jet powers and radio loudness of AGNs could be related to other parameters. As is well known, the inner edge of a thick disc is located between  $r_{mb}$  and  $r_{ms}$  (Abramowicz et al. 1978, Abramowicz & Lasota 1980),

$$r_{mb} < r_{in} < r_{ms}; \quad (17)$$

where  $r_{mb}$  and  $r_{in}$  are the radii of the innermost bound circular orbit and inner edge of a thick disc, respectively.

$$r_{mb} = M \left( 1 + \frac{P}{1 - a^2} \right)^2; \quad (18)$$

The radius  $r_{in}$  can be expressed in terms of  $r_{mb}$  and  $r_{ms}$  by introducing a parameter  $\alpha$  as follows (Wang 1999).

$$r_{in} = r_{mb} + \alpha (r_{ms} - r_{mb}); \quad (0.6 \leq \alpha \leq 1); \quad (19)$$

Table 2. BH mass, poloidal magnetic field on the horizon, jet powers and radio loudness of some 3CR radio sources: 3C 345, 3C 273, 3C 390.3 and 3C 29.

Objects (1)	Mass (2a)	Ref (2b)	$B_H^p$ (3)	$P_{jet}$ (4a)	$\tilde{P}_{jet}$ (4b)	Ref (4c)	Remark (5a)	Ref (5b)
3C 345	0.82	WHS	1.1	$3.72 \cdot 10^{45}$	$6.86 \cdot 10^{-2}$	CPG	RL	WHS
3C 273	1.82	WHS	0.74	$6.61 \cdot 10^{45}$	$5.51 \cdot 10^{-2}$	CPG	RL	WHS
3C 390.3	0.26	MC F	1.97	$1.05 \cdot 10^{44}$	$6.18 \cdot 10^{-3}$	CPG	RL	WWNR
3C 29	1.26	CR	0.89	$3.16 \cdot 10^{44}$	$3.81 \cdot 10^{-3}$	CR	RL	XLB

Notes for the table 2. Column (1): source name, Column (2a): the BH mass ( $10^6 M_\odot$ ), Column (2b): reference for the BH mass, Column (3): the poloidal magnetic field on the horizon ( $10^6$  Gauss), Column (4a): jet power of the source ( $\text{erg s}^{-1}$ ), Column (4b): dimensionless jet power of the source, Column (4c): reference for the jet power, Column (5a): remarks RL= radio-loud, Column (5b): reference for the remarks.

References: (CR) Cao et al. 2004; (XLB) Xu et al. 1999; (WHS) Wang et al. 2003; (CPG) Celotti et al. 1997; (MC F) Marchesini et al. 2004; (WWNR) Willem et al. 1997.

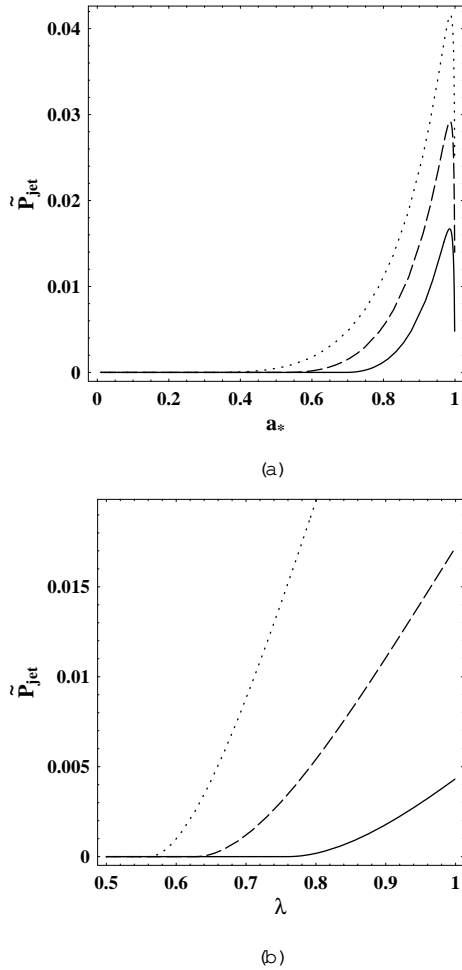


Figure 8. Jet power  $\tilde{P}_{jet}$  in the case of a thick disc (a) versus  $a_*$  with  $\lambda = 0.7, 0.8$  and  $0.9$  in solid, dashed and dotted lines, respectively; (b) versus  $\lambda$  with  $a_* = 0.6, 0.8$  and  $0.998$  in solid, dashed and dotted lines, respectively.

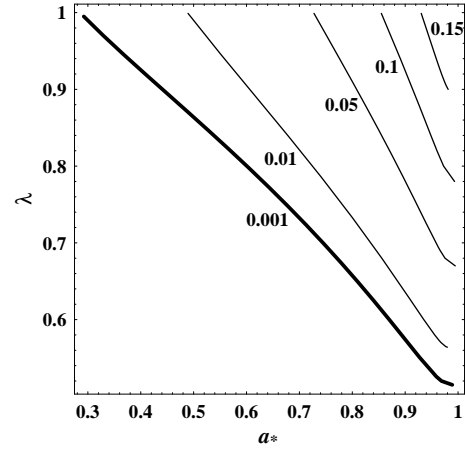


Figure 9. The contours corresponding to radio loudness in the case of a thick disc with  $P=L=0.001, 0.01, 0.05, 0.1$  and  $0.15$  in the parameter space.

where  $\frac{r_{in}}{r_{mb}/M}$ ,  $\frac{r_{ms}}{r_{in}/M}$  and  $\frac{r_{mb}}{r_{in}/M}$  are all dimensionless radial parameters. Inspecting equations (6), (7) and (9), we find that both the half-opening angle  $\theta_m$  and the specific energy  $E_{ms}$  are closely related to the position of the inner edge of the disc, which is characterized by  $r_{ms}$ . Therefore we expect that both the jet powers and radio loudness of AGNs are affected by the parameter  $r_{ms}$ , in terms of which the inner edge of the disc is determined.

Replacing the parameter  $r_{ms}$  by  $r_{in}$  in equation (15), we have the curves of jet power  $\tilde{P}_{jet}$  versus  $a_*$  for the given  $\lambda$  and those of  $\tilde{P}_{jet}$  versus  $\lambda$  for the given  $a_*$  in the case of the thick disc as shown in Figs. 8a and 8b, respectively. The power-law index  $n=6$  is assumed in the following calculations.

Similarly, replacing the parameter  $r_{ms}$  by  $r_{in}$  in equation (11), we have the contours of radio-loudness of AGNs in the parameter space consisting of  $a_*$  and  $\lambda$  as shown in Fig. 9, where the value of  $P=L$  in the case of the thick disc is labeled beside each contour, and the thick solid line labeled

0.001 is regarded as the dividing line between RQ and RL AGNs (M97).

From equation (19) we find that the higher the value of  $\alpha$ , the closer the inner edge of the disc to the marginally stable orbit. Inspecting Figs. 8 and 9, we find that both jet powers and radio loudness of AGNs are indeed affected by the parameter  $\alpha$ . The higher the value of  $\alpha$ , the greater the jet powers and radio loudness of AGNs. These results imply that these two quantities are rather sensitive to the position of the inner edge of an accretion disc. Therefore we conclude that the "spin paradigm" for radio loudness of AGNs might be modified by a scenario containing more than one physical parameter besides the BH spin.

Acknowledgments. This work is supported by the National Natural Science Foundation of China under Grant Numbers 10173004, 10373006 and 10121503.

## REFERENCES

- Abramowicz M. A., Jaroszynski M., Sikora M., 1978, *A & A* 63, 209
- Abramowicz M. A., Lasota J. P., 1980, *Acta. Astro.* 30, 35
- Bardeen J. M., 1970, *Nature*, 226, 64
- Beskin V. S., 1997, *Physics Uspekhi*, 40, 659
- Blandford R. D., 1976, *MNRAS*, 176, 465
- Blandford R. D., Znajek R. L., 1977, *MNRAS*, 179, 433
- Blandford R. D., 1990, in *Active Galactic Nuclei*, ed. T. J.-L. Courvoisier & M. Mayor (Saas-Fee Advanced Course 20) (Berling-Springer), 161
- Cao X. W., Rawlings S., 2004, *MNRAS*, 349, 1419
- Celotti A., Padovani P., Ghisellini G., 1997, *MNRAS*, 286, 415
- Cirasuolo M., Celotti A., Agliocchetti M., Danese, L., 2003, *MNRAS*, 346, 447
- Kellerman K. J., Sramek R., Schmidt M., Shaffer D. B., Green R., 1989, *AJ*, 98, 1195
- Li L. X., 2002, *A & A*, 392, 469
- Macdonald D., Thorne K. S., 1982, *MNRAS*, 198, 345
- Maraschini D., Celotti A., Ferrarese L., 2004, *MNRAS*, 351, 733
- Moder ski R., Sikora M., Lasota J. P., 1997, in "Relativistic Jets in AGNs" eds M. O strowski, M. Sikora, G. M adejski & M. Belge m an, K rakow , p.110 (M97)
- Novikov I. D., Thorne K. S., 1973, in *Black Holes*, ed. Dew itt C (Gordon and Breach, New York) p.345
- Rees M. J., 1984, *ARA & A*, 22, 471
- Wang D. X., 1999, *A & A*, 347, 1069
- Wang D. X., Xiao K., Lei W. H., 2002, *MNRAS*, 335, 655 (W02)
- Wang D. X., Lei W. H., Ma R. Y., 2003a, *MNRAS*, 342, 851 (W03a)
- Wang D. X., Ma R. Y., Lei W. H., Yao G. Z., 2003b, *ApJ*, 595, 109 (W03b)
- Wang J. M., Ho L. C., Staubert R., 2003, *A & A*, 409, 887
- Willem W., Wang T. G., Norbert S., Roberto V., 1997, *MNRAS*, 288, 225
- Wills J et al., 2001, *MNRAS*, 328, L27
- Wilson A. S., Colbert E. J. M., 1995, *ApJ*, 438, 62
- Xu C., Livio M., Baum S., 1999, *ApJ*, 118, 1169