

Lens galaxy environments and anomalous flux ratios in gravitational lenses

Masamune Oguri²

Princeton University Observatory, Peyton Hall, Princeton, NJ 08544, USA.

Department of Physics, University of Tokyo, Hongo 7-3-1, Bunkyo-ku, Tokyo 113-0033, Japan.

20 March 2022

ABSTRACT

The fraction of substructures required to account for anomalous flux ratios in gravitational lens systems appears to be higher than that predicted in the standard cold dark matter cosmology. We present a possible alternative route to anomalous flux ratios from lens galaxy environments. We consider the compound lens system such that a lens galaxy lies in a group or cluster, and estimate the contribution of substructures in the group/cluster to the fraction using an analytic model of substructures. We find that the contribution becomes dominant when the impact parameter of the lens is less than $\sim 30\%$ of the virial radius of the group/cluster. This indicates that the environmental effect can partly explain the high incidence of anomalous flux ratios.

Key words: cosmology:theory | dark matter | gravitational lensing

1 INTRODUCTION

It appears quite common that observed flux ratios between gravitationally lensed quasar images are difficult to match while image positions can be fitted easily with simple smooth mass models. Mao & Schneider (1998) argued these anomalous flux ratios as evidence for substructures in lens galaxies. If this is true, it serves as a powerful probe of substructures in galactic halos which may not be luminous enough (Metcalf & Madau 2001; Chiba 2002; Dalal & Kochanek 2002; Keeton, Gaudi, & Petters 2003; Bradac et al. 2004). For instance, Dalal & Kochanek (2002) concluded that substructures should comprise 0.6%–7% (90% confidence) of the mass of typical lens galaxies in order to explain flux ratios in several lens systems. Since the Cold Dark Matter (CDM) model predicts 5%–15% of mass in substructures (e.g., De Lucia et al. 2004; Weller, Ostriker, & Bode 2005), they argued that the result strongly supports for the CDM model. Not all anomalous flux ratios can be ascribed to the simpleness of the smooth part of lens potentials (Evans & Witt 2003; Kawano et al. 2004) or any propagation effects because the degree of the (de)magnification in observations depends on image parities (e.g., Kochanek & Dalal 2004).

However, a caveat is that the fraction of substructures is in practice a very sensitive function of distances from the halo center: Both numerical simulations (e.g., De Lucia et al. 2004) and analytic models (e.g., Oguri & Lee 2004) clearly demonstrate that substructures

preferentially lie in outer parts of dark halos. This means that very little substructure is projected within the Einstein radius, since the Einstein radius is usually much smaller than the virial radius of halos. Thus the fraction of substructures in the CDM model appears to be smaller than that required to explain anomalous flux ratios in gravitational lenses if we take the spatial distribution of substructures into account (Evans & Witt 2003; Mao et al. 2004). Metcalf (2005, see also Chen, Kravtsov, & Keeton 2003) claimed that the discrepancy may be resolved by considering extragalactic halos along line of sight. Another possible explanation is some contributions from stellar microlensing. For instance, Chiba et al. (2005) took mid-infrared images of B1422+231 and PG1115+080, and concluded that the anomalous flux ratio of PG1115+080 is likely to be caused by stellar microlensing.

In this Letter, we present a possible alternative route to anomalous flux ratios. Specially, we consider the compound lens system such that a lens galaxy lies in a group or cluster, and discuss to what extent substructures in the group/cluster could contribute to cause anomalous flux ratios. Although the situation is not universal, recent studies indicate that such compound systems (including incidence of foreground groups) appear to be quite common (Keeton, Christlein, & Zabludo 2000; Blandford, Surpi, & Kundic 2001; Keeton & Zabludo 2004; Fassnacht et al. 2004; Oguri et al. 2005). Observations imply that many of them lie in groups, and lens systems in clusters are less common. The effect of correlated matter outside the lens halo was studied by Chen, Kravtsov, & Keeton (2003), however they considered

² E-mail: oguri@astro.princeton.edu

typical field galaxies as lens objects, thus the situation is somewhat different from ours. Throughout the Letter we assume a Λ -dominated cosmology with the mass density parameter $\Omega_m = 0.3$, the vacuum energy density parameter $\Omega_\Lambda = 0.7$, the dimensionless Hubble constant of $h = 0.7$, and the rms fluctuation normalization $\sigma_8 = 0.9$. The results presented here will be, however, depend little on the specific choice of cosmological parameters.

2 MASS FRACTION OF SUBSTRUCTURES FROM AN ANALYTIC MODEL

Following Mao et al. (2004), we compute the fraction of the projected surface density, f_{sub} , to discuss the efficiency of flux anomalies. To do so, we use an analytic model of substructures developed by Oguri & Lee (2004). The model takes account of two dominant dynamical processes that drive dominantly subhalo evolution: one is mass-loss caused by tidal interaction with the host halo, and the other is the orbital decay caused by dynamical friction which drives massive subhalos to the inner part of the host halo. The model also considers the formation epoch variation of the host halo, and the orbital decay of satellite halos outside the host halo virial radius. It was shown that the derived analytic distributions agree well with the results of recent high-resolution N-body simulation (De Lucia et al. 2004). Although the model may be less realistic than semi-analytic approaches (Bullock, Kravtsov, & Weinberg 2000; Hayashi et al. 2003; Taylor & Babul 2004; Zentner et al. 2005; Penarrubia & Benson 2005), it has the advantage of being able to compute spatial and mass distributions very easily.

The fraction of the projected surface density f_{sub} is defined by the projected mass in substructures within an annulus with radii R_- and R_+ divided by the projected total mass within the annulus. We choose R_- and R_+ so that the annuli are equally spaced in $\log(R - r_{\text{vir}})$ with a step size 0.2, where r_{vir} is a virial radius of a halo that corresponds to a lens galaxy. First, we compute f_{sub} in an isolated halo with mass M . The mass inside a cylinder with radius R are computed as

$$M(<R) = \frac{4}{3} \int_0^R d(\cos \theta) \langle \rho_{\text{max}}(r; M) \rangle r_{\text{max}}^3; \quad (1)$$

$$r_{\text{max}} = \min(r_{\text{vir}}; \frac{R}{\sin \theta}); \quad (2)$$

where $\langle \rho(r; M) \rangle$ is the average density within a sphere of radius r , and θ is an angle with respect to the projection direction. We can calculate the density profile of substructures ρ_{sub} and corresponding mass $M_{\text{sub}}(<R)$ by integrating the distributions of substructures (Oguri & Lee 2004) over the mass of substructures. Then the mass fraction of substructures is

$$f_{\text{sub}} = \frac{M_{\text{sub}}(R_-; R_+)}{M(R_-; R_+)}; \quad (3)$$

where the mass within annuli is denoted as $M(R_-; R_+) = M(<R_+) - M(<R_-)$.

Next we consider the situation that a lens galaxy lies in a group or cluster. In this case, the lens galaxy should correspond to a substructure (hereafter referred as primary

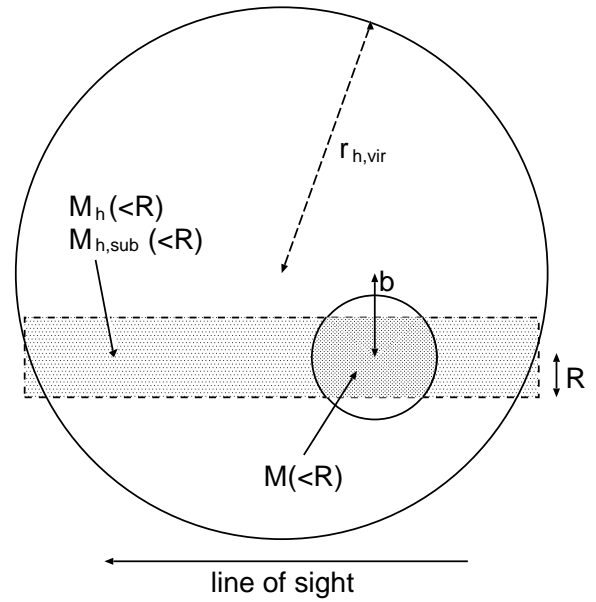


Figure 1. Calculation of f_{sub} for a compound lens. The projected masses $M(<R)$, $M_h(<R)$, and $M_{h,\text{sub}}(<R)$ are given by equations (1), (4), and (5), respectively.

substructure) in a host halo with mass M_h . Then to compute the lens potential we have to consider the mass associated the host halo (group or cluster) as well as the mass of the substructure. Here we consider the situation that another substructure in the host halo causes anomalous flux ratios in gravitational lenses (hereafter referred as secondary substructure). To quantify this contribution, we compute f_{sub} in this compound lens system. When R is much smaller than the virial radius of the host halo, the mass of dark matter and substructures associated with the host halo can be approximated as

$$M_h(<R) \approx 2 R^2 \int_{r_{\text{h, vir}}}^R (r; M_h) \rho \frac{r}{r^2 b^2} dr; \quad (4)$$

$$M_{h,\text{sub}}(<R) \approx 2 R^2 \int_b^{r_{\text{h, vir}}} \rho_{\text{sub}}(r; M_h) \rho \frac{r}{r^2 b^2} dr; \quad (5)$$

with $r_{\text{h, vir}}$ being the virial radius of the host halo with mass M_h and b being the impact parameter of the primary substructure (see Figure 1). Then the mass fraction from substructures in the host halo is

$$f_{\text{sub}} = \frac{M_{h,\text{sub}}(R_-; R_+)}{M(R_-; R_+) + M_h(R_-; R_+)}; \quad (6)$$

where $M(R_-; R_+)$ is the mass associated with the primary substructure calculated from equation (1). Although the primary substructure suffers from tidal stripping which makes the size of the substructure smaller, we neglect this because the contribution of the outer part to the mass estimate is quite small.

3 RESULT

We calculate f_{sub} in the following setup: The mass of the isolated halo or the primary substructure, which corresponds to the lens object, is $M = 5 \times 10^{12} h^{-1} M_\odot$. As a redshift, we

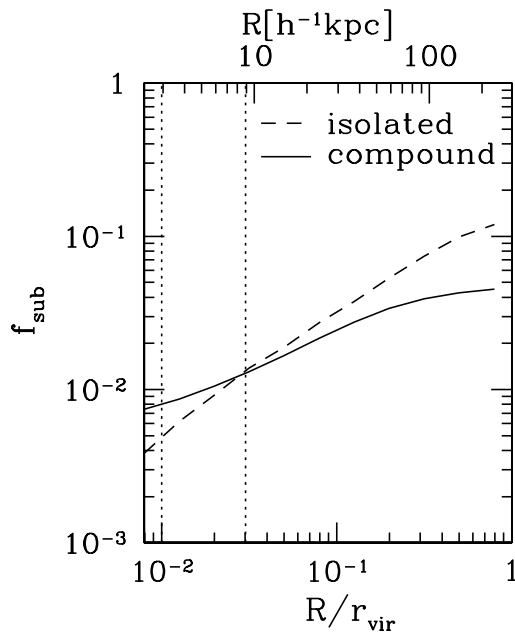


Figure 2. The mass fraction of substructures f_{sub} as a function of projected radius R . The fractions of an isolated lens (eq. (3)) and compound lens (eq. (6)) are plotted by solid and dashed lines, respectively. We assume the lens (sub-)halo with $M = 5 \times 10^{12} h^{-1} M_{\odot}$, the host halo with $M_h = 10^{14} h^{-1} M_{\odot}$, the impact parameter of the lens subhalo in the host halo $b=r_{\text{h, vir}} = 0.2$. They are placed at $z = 0.3$. The vertical dotted lines indicate the position of typical lensed images, $R=r_{\text{vir}} = 1\% - 3\%$ (Mao et al. 2004).

choose a typical lens redshift of $z = 0.3$. For the compound system, we set the mass of the host halo $M_h = 10^{14} h^{-1} M_{\odot}$ (i.e., $M_h/M = 20$). The virial radii of the lens and host halos are $r_{\text{vir}} = 295 h^{-1} \text{kpc}$ and $r_{\text{h, vir}} = 800 h^{-1} \text{kpc}$, respectively. The primary substructure is placed so that the impact parameter becomes $b=r_{\text{h, vir}} = 0.2$. The value of the impact parameter is slightly smaller than the average impact parameter calculated from the radial distribution of substructures assuming the ratio of substructure to host halo masses to be 10^{-2} (see Figure 3 of Oguri & Lee 2004), $b=r_{\text{h, vir}} = 0.3$, but is a reasonable value if we take account of the bias due to the convergence of the host halo (see x4). We integrate the mass of substructures in the range $10^{-4} < m/M < 10^{-1}$ ($5 \times 10^8 h^{-1} M_{\odot} < m < 5 \times 10^{11} h^{-1} M_{\odot}$) to compare our results with those of Mao et al. (2004). However, almost universal form of the mass function of substructures (Oguri & Lee 2004) assures that relative amount of f_{sub} between isolated and compound lens systems does not change very much even if we shift the range to lower masses.

Figure 2 shows f_{sub} as a function of the projected radius R . We plot f_{sub} for both isolated compound systems. We note that for the compound system we show f_{sub} from host group/cluster only: The lens galaxy in group/cluster itself should also have substructures that will increase f_{sub} of the compound lens system further. For the isolated halo, we reproduce the result of Mao et al. (2004). We find that f_{sub} for the compound lens is comparable to, or even higher than, that for the isolated lens at the position of typical lensed images, $R=r_{\text{vir}} = 1\% - 3\%$. To examine how the re-

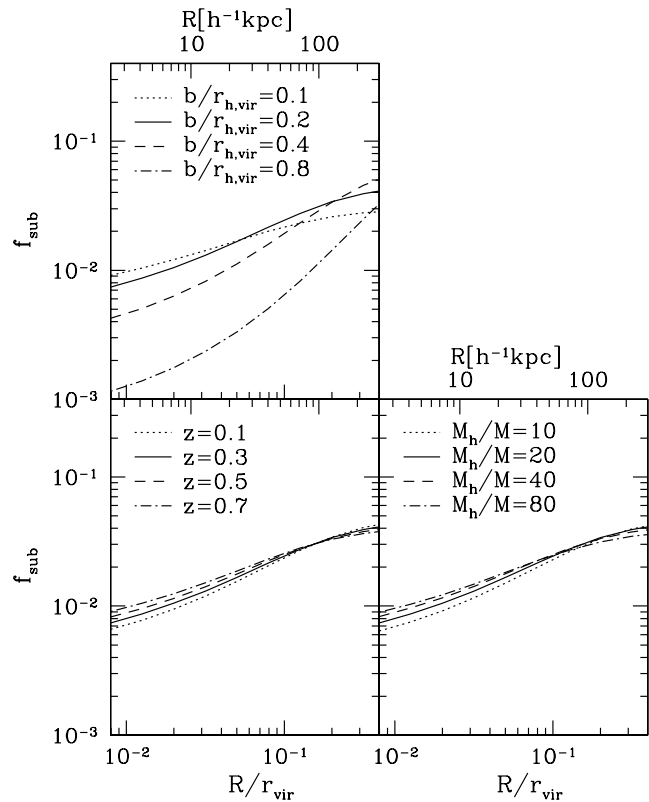


Figure 3. Dependences of f_{sub} for the compound lens on several parameters: The impact parameter b (upper left), the redshift z (lower left), and the mass of the host halo M_h (lower right). We change each parameter by fixing the other parameters to the fiducial values.

sult is dependent on our specific setup describe above, in Figure 3 we show the dependence of f_{sub} for the compound lens on several parameters. We find that f_{sub} is quite sensitive to the impact parameter b but rather insensitive to other parameters including the mass of the host halo. Therefore we conclude that substructures in the host halo of the compound lens could be a dominant source of anomalous flux ratios when the impact parameter is $b=r_{\text{h, vir}} = 0.3$. The predicted values, however, are still $f_{\text{sub}} \sim 10^{-2}$ (without baryons) and thus they do not completely eliminate, though do reduce, the discrepancy between predicted and observed fraction of substructures.

The expected level of the contribution from substructures in a group/cluster can also be estimated by a simple argument. In our fiducial parameter set, the convergence at image position ($R=r_{\text{vir}} = 1\% - 3\%$) is $\kappa = 0.25$ (assuming a source redshift $z_s = 1$), and the external convergence is $\kappa_{\text{env}} = 0.05$. On the other hand, at 20% of a virial radius the fraction of substructures is 0.06 (see Figure 2). From these numbers, f_{sub} is estimated as

$$f_{\text{sub}}(R=r_{\text{vir}} = 1\% - 3\%) = \frac{0.06}{1 + \kappa_{\text{env}}} \approx 0.01: \quad (7)$$

The estimated number is roughly consistent with the result presented in Figure 2. The external convergence κ_{env} is a strong function of the impact parameter, thus the reason that f_{sub} is sensitive to the impact parameter b can be also understood from this expression.

4 SUMMARY AND DISCUSSION

We have examined the impact of lens galaxy environments on substructure lensing. Using an analytic model of substructures constructed by Oguri & Lee (2004), we have computed the fraction of substructures in the situation that a lens galaxy lies in a group or cluster. Specifically, we have regarded a subhalo in a halo as a lens galaxy, and estimated the contribution of other substructures in the halo to the fraction of substructures which determines the efficiency of substructure lensing. We have found that the fraction depends mainly on the impact parameter of the primary substructure (lens galaxy); the contribution becomes dominant when the impact parameter is less than 30% of the virial radius of the host halo. We emphasize that the effect is rather insensitive to the mass of the host halo; our result suggests that even a poor group could have a great impact on substructure lensing. Therefore we conclude that lens galaxy environments are important when we discuss anomalous flux ratios. This, in turn, means that lens systems in dense environments may be more desirable sites for detecting dark halo substructures, with either anomalous flux ratios or more direct methods (e.g., Yonehara, Umemura, & Susa 2003; Inoue & Chiba 2005).

The result appears to contradict with that of Chen, Kravtsov, & Keeton (2003) who showed that nearby correlated structure is highly sub-dominant compared to substructure within the lens halo. However, they assumed average galaxies for lens objects and estimated the number density of clumps outside the lens using two-point correlation function $\xi(r)$, $n = n(1 + \xi(r))$, where n is the average number density of clumps in the universe. In contrast, we have assumed rather specific environment such that lens objects correspond to galaxies in a group or cluster, thus the situation is somewhat different from theirs. In our case, it is more appropriate to estimate the number density with the number density of clumps inside the group/cluster, $n_{\text{G}} = \xi_{\text{vir}} n$ (where $\xi_{\text{vir}} \approx 300$ is the characteristic value of the overdensity of collapsed objects), instead of n . This means that the number density of clumps in our situation should be higher by a factor ξ_{vir} , and this extra factor accounts for the difference between our and their results.

The importance of this new route may be enhanced further if we consider the effect of baryon. As Mao et al. (2004) noted, the baryon infall makes the density profile of lens galaxies steeper, $\rho \propto r^{-2}$, and hence substructures will be disrupted more easily. However, the argument is not applied to compound lens systems because the impact of baryon cooling on groups and clusters is much less significant.

It is important to address how ubiquitous such lens systems are. Keeton, Christlein, & Zabludo (2000) predict that 25% of lens galaxies are in groups or clusters, and Blandford, Surpi, & Kundic (2001) argued that the fraction could be even higher. Although Premadi & Martel (2004) and Dalal & Watson (2005) found somewhat smaller environmental effect, it appears that the models predict significantly smaller values for external shear than those obtained by modeling strong lensing data. In addition, it should be taken into account that anomalous flux ratios have been discussed primarily using quadruple lens systems. This indicates the sample would be biased significantly toward the higher fraction of the compound systems, because en-

Table 1. Summary of known environments of lens systems with anomalous flux ratios. The sample is constructed from Keeton, Gaudi, & Petters (2003) and Kochanek & Dalal (2004). Note that the anomalous flux ratios of some of these systems may be caused by stellar microlensing rather than lensing by substructures.

Name	Environment
MG 0414+ 0534	-
B 0712+ 472	group (Fassnacht & Lubin 2002)
RX J0911+ 0551	cluster (Bade et al. 1997)
SDSS J0924+ 0219	-
PG 1115+ 080	group (Kundic et al. 1997)
RX J1131-1231	-
B 1422+ 231	group (Tonry 1998)
B 1933+ 503	-
B 2045+ 265	group (Fassnacht et al. 2004)

vironmental effects enhance the quadruple to double ratio (Keeton & Zabludo 2004). Another effect we have to think of is the bias associated with the convergence of the group or cluster which increases lensing cross sections by a factor $(1 - \gamma)^{-2}$. These effects preferentially select compound systems with small impact parameters, indicating that the compound lens system considered in this paper may be quite ubiquitous. Indeed, the survey of environments of lens systems with strong flux anomalies, which is summarized in Table 1, shows that more than half of the lens systems lie in groups/clusters, implying a correlation between flux anomalies and dense galaxy environments.

ACKNOWLEDGMENTS

The author thanks Jounghun Lee, Neal Dalal, and Premiana Premadi for useful discussions and comments, and the anonymous referees for suggestions. The author is supported by JSPS through JSPS Research Fellowship for Young Scientists.

REFERENCES

- Bade, N., Siebert, J., Lopez, S., Voges, W., Reimers, D., 1997, *A & A*, 317, L13
 Blandford R. D., Surpi G., Kundic T., 2001, in *Gravitational Lensing: Recent Progress and Future Goals*, eds. T. G. Brainerd, & C. S. Kochanek, 65
 Bradac M., Schneider P., Lombardi M., Steinmetz M., Koopmans L. V. E., Navarro J. F., 2004, *A & A*, 423, 797
 Bullock J. S., Kravtsov A. V., Weinberg D. H., 2000, *ApJ*, 539, 517
 Chen J., Kravtsov A. V., Keeton C. R., 2003, *ApJ*, 592, 24
 Chiba M., 2002, *ApJ*, 565, 17
 Chiba M., Minezaki T., Kashikawa N., Katata H., Inoue K. T., 2005, *ApJ*, in press (astro-ph/0503487)
 Dalal N., Kochanek C. S., 2002, *ApJ*, 572, 25
 Dalal, N., & Watson, C. R. 2005, *ApJ*, submitted (astro-ph/0409483)
 De Lucia G., Kauffmann G., Springel V., White S. D. M., Lanzoni B., Stoehr F., Tomengo, Yoshida N., 2004, *MNRAS*, 348, 333

- Evans N. W., Witt H. J., 2003, *MNRAS*, 345, 1351
 Fassnacht, C. D., Lubin, L. M., 2002, *AJ*, 123, 627
 Fassnacht C., et al., 2004, in Proceedings of IAU Symposium 225 "Impact of Gravitational Lensing on Cosmology", eds. Y. Mellier and G. Meylan, in press (astro-ph/0409086)
 Hayashi E., Navarro J. F., Taylor J. E., Stadel J., Quinn T., 2003, *ApJ*, 584, 541
 Inoue K. T., Chiba M., 2005, *ApJ*, submitted (astro-ph/0411168)
 Kawano Y., Oguri M., Matsubara T., Ikeuchi S., 2004, *PASJ*, 56, 253
 Keeton C. R., Christlein D., Zabludo A. I., 2000, *ApJ*, 545, 129
 Keeton C. R., Gaudi B. S., Petters A. O., 2003, *ApJ*, 598, 138
 Keeton C. R., Zabludo A. I., 2004, *ApJ*, 612, 660
 Kochanek C. S., Dalal N., 2004, *ApJ*, 610, 69
 Kundic, T., Cohen, J. G., Blandford, R. D., Lubin, L. M., 1997, *AJ*, 114, 507
 Mao S., Schneider P., 1998, *MNRAS*, 295, 587
 Mao S., Jing Y., Ostriker J. P., Weller J., 2004, *ApJ*, 604, L5
 Metcalf R. B., Madau P., 2001, *ApJ*, 563, 9
 Metcalf R. B., 2005, *ApJ*, 622, 72
 Oguri M., Lee J., 2004, *MNRAS*, 355, 120
 Oguri M., et al., 2005, *ApJ*, 622, 106
 Penamubia, J., Benson, A. J., 2005, *MNRAS*, submitted (astro-ph/0412370)
 Premadi, P., & Martel, H. 2004, *ApJ*, 611, 1
 Taylor, J. E., Babul, A., 2004, *MNRAS*, 348, 811
 Tonry, J. L., 1998, *AJ*, 115, 1
 Weller J., Ostriker J. P., Bode P., 2005, *MNRAS*, submitted (astro-ph/0405445)
 Yonehara A., Umemura M., Susa H., 2003, *PASJ*, 55, 1059
 Zentner A. R., Berlind A. A., Bullock J. S., Kravtsov A. V., Wechsler R. H., 2005, *ApJ*, submitted (astro-ph/0411586)