

THE CRESST DARK MATTER SEARCH

B. MAJOROVITS, C. COZZINI, S. HENRY, H. KRAUS, V. MIKHAILIK,
A. J. B. TOLHURST, D. WAHL

Dept. of Physics, University of Oxford, Keble Road, OX1 3RH, England,
email: m ajprovits@ physics.ox.ac.uk

Y. RAMACHERS

University of Warwick, England

G. ANGLOHER, P. CHRIST, D. HAUFF, J. NINKOVIC, F. PETRICCA,
F. PROBST, W. SEIDEL, L. STODOLSKY

Max Planck Institut für Physik, München, Germany

F. V. FEILITZSCH, T. JAGEMANN, W. POTZEL, M. RAZETI, W. RAU,
M. STARK, W. WESTPHAL, H. WULANDARI

Technische Universität München, Germany

J. JOCHUM

Universität Tübingen, Germany

C. BUCCI

Laboratori Nazionali del Gran Sasso, Italy

We present first competitive results on WIMP dark matter using the phonon-light-detection technique. A particularly strong limit for WIMPs with coherent scattering results from selecting a region of the phonon-light plane corresponding to tungsten recoils. The observed count rate in the neutron band is compatible with the rate expected from neutron background. CRESST is presently being upgraded with a 66 channel SQUID readout system, a neutron shield and a muon veto system. This results in a significant improvement in sensitivity.

1. Introduction

Despite persuasive indirect evidence for the existence of dark matter in the universe and in galaxies, the direct detection of dark matter remains one of




Figure 1. Left: Schematic sketch of the detector for coincident phonon and light measurement. Right: Picture of a detector module, "phonon" (right) and "light channels" (left).

the outstanding experimental challenges of present-day physics and cosmology. The Weakly Interacting Massive Particle (WIMP) is a well-motivated candidate for cold dark matter in the form of the lightest supersymmetric particle. It is possible that it can be detected by laboratory experiments, particularly using cryogenic methods, which are well adapted to the small energy deposit expected¹.

2. The CRESST experiment

In the CRESST experiment we attempt to detect WIMP-nucleus scattering using cryogenic methods. Results from the first phase of CRESST using sapphire detectors have been reported previously². For CRESST II³ we have developed cryogenic detectors based on scintillating CaWO₄ crystals. When further equipped with a light detector these provide very efficient discrimination of nuclear recoils from radioactive and backgrounds, down to recoil energies of about 10 keV. The mass of each crystal is about 300 g. Passive background suppression is achieved with a low background installation and the deep underground location at the Gran Sasso laboratory. The overburden of 3500 meter water equivalent reduces the surface muon flux to about $1 \text{ m}^{-2} \text{ h}^{-1}$. The detectors themselves are shielded against ambient radioactivity by low background copper and lead. A neutron shield and a muon veto, to be installed for CRESST-II, were not present for the data presented here. A four channel SQUID system allowed the simultaneous

operation of only two phonon/light modules.

2.1. Detectors

A single detector module consists of a scintillating CaWO_4 crystal, operated as a cryogenic calorimeter (the "phonon channel"), and a nearby but separate cryogenic detector optimized for the detection of scintillation photons (the "light channel"). The phonon channel is designed to measure the energy transfer to a nucleus of the CaWO_4 crystal in a WIMP-nucleus elastic scattering. Since a recoil-nucleus differs substantially in the yield of scintillation light from an electron or a γ -quanta of the same energy, an effective background discrimination against γ -particles and electrons is obtained by a simultaneous measurement of the phonon and light signals. The prototype detector modules used here consist of a 300 g cylindrical CaWO_4 crystal with 40 mm diameter and height, and an associated cryogenic light detector^{4,5}. The light detector is mounted close to a flat surface of the CaWO_4 crystal, and both detectors are enclosed by a housing made of a highly reflective polymeric multilayer foil. The arrangement is shown in Fig. 1. The detectors are operated at a temperature of about 10 mK where the tungsten thermometer is in its transition between the superconducting and the normal conducting state, so that a small temperature rise of the thermometer leads to a relatively large rise of its resistance which is measured by means of a two-armed parallel circuit. One branch of the circuit has the superconducting film and the other comprises a reference resistor in series with the input coil of a SQUID, which provides a sensitive measurement of current changes. A rise in the thermometer resistance and so an increase in current through the SQUID coil is then observed as a rise in SQUID output voltage. Incoming pulses are recorded using a 16-bit transient recorder. For a more detailed description of the experimental setup see⁶.

2.2. Temperature stability and energy calibration

To monitor the long term stability of the thermometers particle-event like heater test pulses with a range of discrete energies in the energy region of interest were sent every 30 s throughout both dark matter and calibration runs. The response to these proved to be stable within the energy resolution of the detectors. The accuracy of the energy calibration from 10 to 40 keV; as relevant for the WIMP search is in the range of a few percent. This can be inferred from a peak at 47.1 keV which appeared in the energy

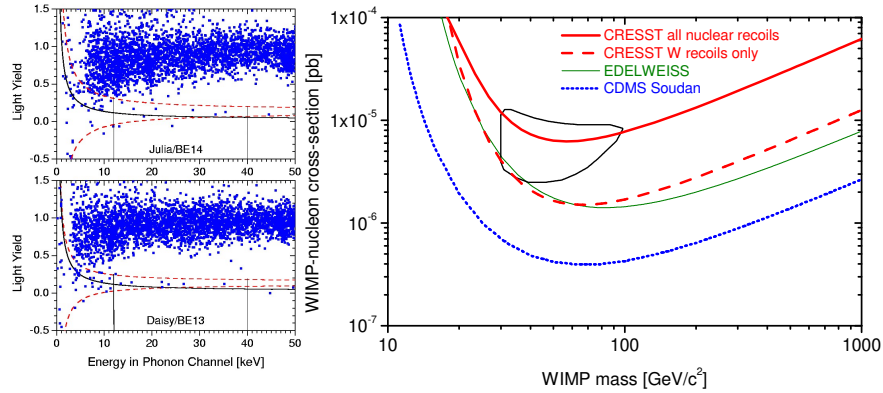


Figure 2. Left: Low energy event distributions in the dark matter run for the two modules. Right: Coherent scattering exclusion limits from the dark matter run. The enclosed region represents the claim of a positive signal by the DAMA collaboration⁷.

spectrum of the phonon channel with a rate of (3.2 ± 0.5) counts/day. We associate this peak with an external ^{210}Pb contamination resulting in a γ -line at 46.5 keV. The FWHM of the measured peak is 1.0 keV, identical with that for the heater pulses. This good resolution confirms the stability of the response during the dark matter run.

3. Results and discussion

The results shown here were obtained in measurements taken between January 31 and March 23, 2004. The total exposures after all cuts are 9:809 kg d and 10:724 kg d for the two modules. The low-energy data from the dark matter run is presented in Fig. 2 as a scatter plot. The determination of a nuclear recoil acceptance region in the phonon-light plane is based on a knowledge of the "quenching factor", i.e. the reduction of the light output of a nuclear recoil event relative to an electron/photon event of the same energy. From earlier measurements of recoil neutrons a quenching factor of $Q = 7.4$ was determined⁴. From this and the light detector resolution the 90% acceptance band for nuclear recoils is calculated, which is shown in the left panel of Fig. 2 as the area below the upper dashed lines. If we attribute all 16 events from the two detector modules in the acceptance region (corresponding to a count rate of $R = (0.87 \pm 0.22) \text{ (kg day)}^{-1}$) to WIMP interactions, we can set a conservative upper limit for the WIMP

scattering cross section shown as the full line in Fig. 2. For details on the assumptions made see Ref.⁶. Monte Carlo simulations for our setup without neutron shield yield an estimate for the neutron background of about 0.6 events=(kg day) for $12 \text{ keV} < E_{\text{recoil}} < 40 \text{ keV}$, in reasonable agreement with the observed rate⁸.

Kinematic considerations and simulations show that the contribution to the neutron spectrum is dominated by recoil of oxygen nuclei within the CaWO_4 crystal⁸. Hence the measured quenching factor will be mostly due to oxygen recoils. However, if one assumes coherent scattering of WIMP s by the nucleus, the interaction cross section will be proportional to A^2 . Thus WIMP s are mainly expected to interact with tungsten nuclei. In a separate measurement the quenching factor of tungsten has been determined to be between $Q_W = 40^9$ for 18 keV and 36 keV tungsten energies, thus WIMP interactions are expected to lie in a separate band below the one determined from neutron recoils. The discrimination efficiency of the two bands will strongly depend on the energy resolution of the attributed light detector. In Fig. 2 the 90% acceptance regions for recoil by tungsten are indicated by the area below the solid lines. Since we know that the light detector of one of the two modules did have a slightly deteriorated resolution we discard these data for the extraction of the WIMP coherent cross-section limit. For the better of the two modules there are no recoil events below the full line in the energy range from 12 to 40 keV. Using these data to set a limit we obtain the thick dashed line in the right panel of Fig. 2. As a check we lowered the threshold to 10 keV to include the two events at 10.5 keV and 11.3 keV below the tungsten line and obtained essentially the same curve. At a WIMP mass of $60 \text{ GeV} = c^2$, these tungsten limits, which were obtained without any neutron shielding, are identical to the limits set by EDELWEISS¹⁰. Very recent results from CDM S at the Sudan Underground Laboratory¹¹ have improved these limits by a further factor of four.

4. Outlook: Upgrade with neutron shield and a 66-channel SQUID readout system

The limits presented in section 3 were obtained using measurements that were taken without a neutron shield. Thus the sensitivity of these data is limited by the neutron background as well as by the limited exposure. Presently the CRESST setup is being upgraded with a 66-channel SQUID readout system¹². This will allow the installation of 33 detector modules

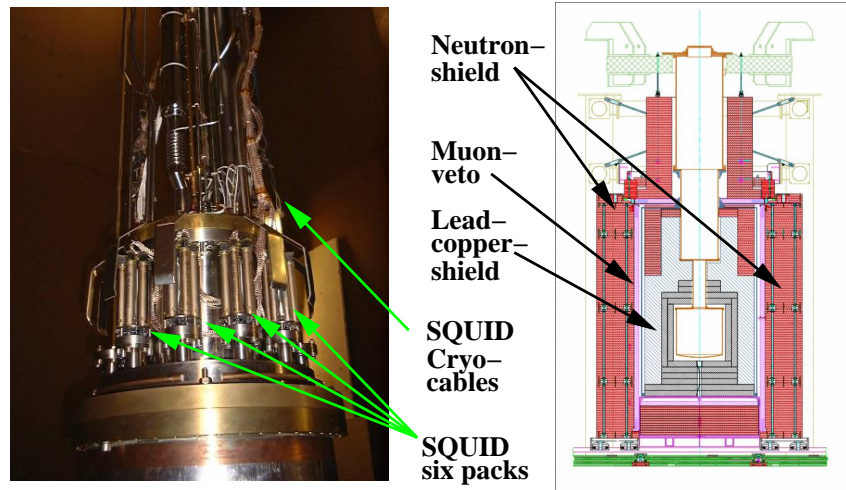


Figure 3. Left: First 24 SQUID s installed on the cryostat insert at Gran Sasso. Right: schematic view of CRESST cryostat with neutron and muon shield.

providing 10 kg of target material. Together with the neutron shield that has been installed in October 2004 and the muon veto that is presently under construction this should improve CRESST's sensitivity to WIMP dark matter interactions by two orders of magnitude. Fig. 3 shows the first 24 SQUID s that were installed onto the cryostat insert and cooled down to liquid helium temperature at the Gran Sasso underground laboratory. All the tested SQUID s performed well at liquid helium temperature. The upgrade of the experiment will be completed in early 2005.

References

1. M. W. Goodman and E. Witten, Phys. Rev. D 31, 3059 (1985).
2. G. Angloher et al., Astropart. Phys. 18, 43 (2002).
3. Proposal for a second phase of CRESST, MPI-PHE/2001-02.
4. P. Mounier et al. Appl. Phys. Lett. 75, 1335 (1999).
5. G. Angloher et al., Nucl. Instr. Meth. A 520 (2004) 108-111. and F. Petricca, et al., Nucl. Instr. Meth. A 520, 193 (2004).
6. G. Angloher et al., submitted to Astropart. Phys., astro-ph/0408006.
7. R. Bernabei et al., Phys. Lett. B 480, 23 (2000).
8. H. Wulandari et al., in press at Astropart. Phys., hep-ex/0401032.
9. J. Ninkovic, PHD thesis, to be published.
10. A. Benoit et al., Phys. Lett. B 545 (2002) 43.
11. D. S. Akkerib et al., submitted to Phys. Rev. Lett., astro-ph/0405033.
12. S. Henry et al. Nucl. Instr. Meth. A 520, 588 (2004).