

On the Observability of Giant Protoplanets in Circumstellar Disks

Sebastian Wolf

Max Planck Institute for Astronomy, Königstuhl 17, 69117 Heidelberg, Germany

California Institute of Technology, 1201 E California Blvd,
Mail code 105-24, Pasadena, CA 91125, USA

swolf@mpia.de

and

Gennaro D'Angelo¹

School of Physics, University of Exeter,
Stocker Road, Exeter EX4 4QL, UK

gennaro@astro.ex.ac.uk

ABSTRACT

We investigate the possibility to detect giant planets that are still embedded in young circumstellar disks. Based on models with different stellar, planetary, and disk masses, and different radial positions of the planet we analyze the resulting submillimeter appearance of these systems. We find that the influence of the planet on the spectral energy distribution could not be distinguished from that of other disk parameters. However, dust re-emission images of the disks show that the hot region in the proximity of a young planet, along with the gap, could indeed be detected and mapped with the Atacama Large Millimeter Array in the case of nearby circumstellar disks ($d < 100$ pc) in approximate face-on orientation.

Subject headings: radiative transfer | methods: numerical | (stars:) circum-stellar matter | (stars:) planetary systems: protoplanetary disks

¹UKAFF Fellow.

1. Introduction

Planets are expected to form in circumstellar disks, which are considered as the natural outcome of the protostellar evolution, at least in the case of low and medium mass stars (e.g., Adams, Lada, & Shu 1987; Lissauer 1993). While a detailed picture of the evolution of the circumstellar environment, in particular of circumstellar disks, has been developed already, the planet formation process is mostly still under discussion. There exist two main different scenarios for planet formation. The first is characterized by three major phases: (1) dust grain growth from submicron-sized particles to centimeter / decimeter-sized bodies via coagulation is followed by (2) an agglomeration process that leads to the formation of (sub)kilometer-sized planetesimals, which (3) form terrestrial (rocky) and Uranian (icy) planets or the cores of Jovian (gaseous) planets by further accretion of solid material (e.g., Pollack et al. 1996, Weidenschilling 1997). Alternatively, planetesimals may form via the gravitational instability of solids that have settled to the midplane of a circumstellar disk (Goldreich & Ward 1973, Youdin & Shu 2002). Adequate constraints from observations are required in order to either verify or rule out existing hypotheses about these planet formation scenarios.

During recent years, numerical simulations studying planet-disk interactions have shown that planets may cause characteristic large-scale signatures in the disk density distributions. The most important of these signatures are gaps and spiral density waves in young circumstellar disks (e.g., Bryden et al. 1999; Kley 1999; Lubow, Seibert, & Artymowicz 1999; Kley, D'Angel, & Henning 2001; Bate et al. 2003; Winters, Balbus, & Hawley 2003; Nelson & Papabizou 2003) and resonance structures in evolved systems, so-called Debris disks (e.g., Liou & Zook 1999, Ozorio et al. 2000, Moro-Martín & Malhotra 2002). The importance of investigating these signatures lies in the possibility that they can be used to search for embedded (i.e., young) planets. Therefore, disk features can provide constraints on the processes and timescales of planet formation. Indeed, several debris disks around nearby main-sequence stars show structures and asymmetries that are considered to result from planetary perturbations (Holland et al. 1998, 2003; Schneider et al. 1999; Koerner, Sargent, & Ostro 2001).

In our present study we consider young disks with a density structure that is dominated by gas dynamics. While it was shown before, that the planned Atacama Large Millimeter Array (ALMA) will be able to map the gap caused by a massive planet in such disks (Wolf et al. 2002), we are now using more detailed simulations in order to investigate whether the planet itself and/or its surrounding environment could be detected. The detection of a gap would already represent a strong indication of the existence of a planet, thus giving information such as planetary mass, viscosity, and pressure scale-height of the disk. The

detection / non-detection of warm dust close to the planet, however, would additionally provide valuable indications on the temperature and luminosity of the planet and on the density structure of the surrounding medium.

We base our investigation on hydrodynamical simulations of circumstellar disks with an embedded planet and subsequent radiative transfer simulations, with the aim of deriving observable quantities of these systems. Technical details on the performed simulations together with an explanation and justification of the chosen model setup are given in §2. The results are discussed in §3 and our conclusions are presented in §4.

2. Motivation, Model setup, and Simulation description

In this section we describe our models of circumstellar disk with an embedded planet. We also give a brief overview about the simulation techniques developed in this work so that the reader can judge the sophistication but also the kind of simplifications applied in our approach.

The primary goal of this study is to find out whether a planet or the dust in its vicinity can be detected with observing equipment that is available now or in the near future. Hydrodynamical simulations of gaseous, viscous protoplanetary disks with an embedded protoplanet show that the planet can open and maintain a significantly large gap (e.g., Bryden et al. 1999; Kley 1999, Lubow et al. 1999). This gap, which is located along the orbit of the planet, may extend up to a few astronomical units in width, depending on the mass of the planet and the hydrodynamical properties of the disk. Nevertheless, the disk mass flow on to the planet continues through the gap with high efficiency. Nearly all of the flow through the gap is accreted by the planet at a rate comparable to the rate at which it would occur in the disk without the planet.

This investigation is driven by several motivations. First, we want to investigate the possibility to observe a massive planet and the warm dust close to it. In this respect, even a non-detection would provide valuable constraints on planet formation and evolution scenarios. Second, young giant planets are expected to be very hot, compared to their old counterparts, such as Jupiter (see, e.g., Hubbard, Burrows, & Lunine 2002 for a recent review on the theory of the evolution of giant planets). Although they are much smaller than the central star and therefore have a luminosity that is smaller by orders of magnitude, protoplanets can still efficiently heat the surrounding dusty environment, as a result of the accretion or contraction process. Thus, the planet surroundings might be observable in the (far-)infrared wavelength range through thermal dust reemission. Third, provided that the

mass of the planet is large enough to open a significantly large low-density gap (on the order of a Jupiter's mass), the contrast between the gap and the dust heated by the planet might be sufficiently large to distinguish both components, i.e., the gap and the dust distribution around the planet.

To achieve the above goals, we test different environments of a planet located in a circum-stellar disk for the resulting temperature structure which, in combination with the density distribution, mainly determines the likelihood to detect any of the features characterizing the embedded planet. The models considered here cover a broad range of different, most reasonable scenarios (see §2.3). The following steps were performed in order to calculate the spatial temperature structure and density distributions: (1) Hydrodynamical simulations of circum-stellar disks with an embedded planet deriving the disk density structure (§2.1); (2) Calculations of the large-scale temperature structure (i.e., of the whole disk) resulting from the stellar radiation (§2.2); (3) Calculations of the small-scale temperature structure (in a radius of 0.5 AU around the planet) resulting from the additional heating by the young planet (§2.2). Finally, observable quantities, such as images and spectral energy distributions (SEDs), of the whole system are derived. The single steps are described in the following sections.

2.1. Hydrodynamics simulations

The evolution of a circum-stellar disk with an embedded planet can be formally described by the Navier-Stokes equations for the density and the velocity field components (see, e.g., D'A Angelo, Henning, & Kley 2002 for details). For the purpose of the present study, the disk is treated as a two-dimensional viscous fluid in the equatorial, i.e., $r\phi$ plane. This means that vertically averaged quantities actually enter the time-dependent hydrodynamics equations. Disk material is supposed to have a constant kinematic viscosity that is equivalent to a Shakura & Sunyaev parameter $\alpha = 4 \cdot 10^{-3}$ at the location of the planet. This value is consistent with those derived by calculations of disk-planet interaction with MHD turbulence (Nelson & Papaloizou 2003; Winters et al. 2003).

The model employed here is not intended to include thermal effects. Thus, we rely on a simple equation of state:

$$P = c_s^2 \Sigma; \quad (1)$$

where c_s is the sound speed and Σ the disk surface density. Note that equation 1 yields the the vertically integrated pressure. As sound speed, the following approximation is used:

$$c_s = h \sqrt{\frac{GM}{r}}; \quad (2)$$

In the above equation, M_* is the stellar mass whereas $h = H/r$ indicates the aspect ratio of the disk, which is assumed to be constant ($H/r = 0.05$). Such value of the aspect ratio is typical for accretion disks whose accretion rate is on the order of 10^{-8} – $10^{-7} M_{\odot} \text{ yr}^{-1}$ (e.g., Bell et al. 1997), which is comparable to the depletion rate obtained from our numerical simulations.

A planet-sized object with mass M_p revolves around the central star, moving on a circular orbit whose radius is r_p . It perturbs the surrounding environment via its point-mass gravitational potential. The ratio of M_p to M_* is 2×10^{-3} , hence $M_p = 1 M_{\text{Jup}}$ if $M_* = 0.5 M_{\odot}$. The simulated region extends for the whole 2π of the azimuthal range and, radially, from $0.4 r_p$ to $4.0 r_p$. The computational domain is covered with a 242×422 uniform cylindrical grid. Therefore, the resolution is such that $r/r_p = \Delta r/r_p = 0.015$. Because of the form in which equations are written, computation results can be re-scaled with respect to the parameters M_* , M_{disk} , and r_p , where M_{disk} represents the mass contained in the simulated region. Further details of these numerical models and related computational issues can be found in D’Angelis et al. (2002).

The set of the relevant equations is solved numerically by means of a finite difference method which is second-order accurate in space and first-order in time. The numerical algorithm is provided by an early FORTRAN-version of the code NIRVANA (Ziegler & Yorke 1997) that has been improved and adapted to the scope to perform calculations of planets in disks both in two and three dimensions. We base this study on two-dimensional models because, by means of high-resolution three-dimensional simulations, D’Angelis, Kley, & Henning (2003b) demonstrated that computations in two dimensions give a satisfactory description of disk-planet interactions when dealing with heavy planets (planet-to-star mass ratio $\sim 10^{-4}$) in thin disks ($h \sim 0.05$).

The simulations are started from a purely Keplerian disk. Due to the angular momentum transfer among the inner disk ($r < r_p$), the planet, and the outer disk ($r > r_p$), a deep density gap is soon carved in along the orbital path. Characteristic spiral features, spreading both inward and outward of the planet’s orbit (see Fig. 1), are excited by the planetary gravitational potential at locations corresponding to Lindblad resonances.

The disk depletion, due both to gravitational torques exerted by the planet on the disk material (at $r < r_p$) and to viscous torques, is accounted for by allowing material to drain out of the inner border of the computational grid (neither in nor out flow is instead allowed through the outer border). Therefore, the density inside the orbit of the planet gradually reduces, as shown in Figure 1 (see also Rice et al. 2003). This effects mimics the accretion onto the central star that, once the system has relaxed (after a few hundred orbits), is $3 \times 10^{-5} M_{\text{disk}}$ per orbital period or a few times $10^{-9} M_{\odot} \text{ yr}^{-1}$ if $M_{\text{disk}} = 10^{-3} M_{\odot}$.

and $r_p = 5 \text{ AU}$.

In this study we do not account for planetary migration since we deal with massive planets orbiting in low-mass disks ($M_{\text{disk}} < 8.5 \times 10^{-4} M_\odot$, see Sect. 2.3 for details). When the planetary mass is larger than the local disk mass with which it interacts, the planet's inertia becomes important and the orbital evolution proceeds at a rate that is smaller than the viscous evolution rate of the disk (Ivanov, Papaloizou, & Polnarev 1999). In fact, given the disk mass, the planet mass, and the kinematic viscosity employed in these calculations, the ratio between the migration timescale and the viscous timescale (at the planet's location) is larger than 10 and nearly scales as M_p/M_{disk} (hence it increases as the disk depletes). Indeed, by measuring the gravitational torques acting on the planet in our models, we find a migration timescale that agrees with such prediction¹. This implies that the planet's migration would occur on a timescale longer than 10^6 years, which is comparable with the timescale of disk dispersal.

2.1.1. Planetary accretion luminosity

These calculations also simulate the growth rate of the planet due to the feeding process by its surroundings. This is achieved according to the procedure outlined in D'Angelo et al. (2002). A fraction of the matter orbiting the planet inside of an accretion region is removed. Since the accretion process is a highly localized phenomenon, the accretion region must be small. Therefore, we choose a radius r_p^{acc} equal to $6 \times 10^{-2} r_H$, where the Hill radius $r_H = r_p \left(\frac{M_p}{3M_\odot} \right)^{1/3} = 8.7 \times 10^{-2} r_p$ approximately characterizes the sphere of gravitational influence of the planet². In order to achieve the necessary resolution to study the flow dynamics on these short length scales, without neglecting the global circulation within the disk, a nested-grid technique has been utilized. This numerical strategy permits to capture, at the same time, large as well as small length and timescales of the problem. Therefore, it allows to obtain an accurate evaluation of the planetary accretion rate \dot{M}_p . In fact, the portions of the disk nearest to the planet are resolved with a mesh step equal to $r_{\text{min}} = r_p = r_{\text{min}} = 1.8 \times 10^{-3}$. After the hydrodynamical variables (density and velocities) have reached a quasi-stationary state (300–400 orbital periods after the beginning of the

¹Although the planet's orbit is fixed, by measuring the gravitational torques exerted by the disk on the planet one can evaluate the drift velocity dr_p/dt that the planet would have if it were allowed to migrate.

²While larger accretion regions would only be justified by poor numerical resolutions, computations performed with shorter lengths of r_p^{acc} and appropriate resolution furnish accretion rates comparable to the one obtained in these calculations.

simulation), for $M_p = M_* = 2 \cdot 10^{-3}$ the measured value of \dot{M}_p is $\sim 2 \cdot 10^{-5} \dot{M}_{\text{disk}}$ per orbit, where \dot{M}_{disk} represents the disk mass comprised in the computational domain. For an object at 5 AU and a disk mass within 20 AU of $8.5 \cdot 10^{-4} M_*$ (see x 2.3), one gets $\dot{M}_p \sim 1.5 \cdot 10^{-6} M_{\text{jup}} \text{ yr}^{-1}$, which is evaluated at an evolutionary time $\sim 4 \cdot 10^3$ years. As expected, this value is smaller than that obtained for a Jupiter-mass planet orbiting a solar-mass star (see D'Angelo et al. 2003b) because the density gap along the orbit is wider and deeper.

Since a measure of the planetary accretion rate is available, it is possible to evaluate the accretion luminosity of the planet L^{acc} . For such purpose we assume that the planet has a gravitational potential of the form $\phi_p = -GM_p/s$, where s is the distance from the planet. Indicating with S_p the planet's radius, which is on the order of a few Jupiter radii (e.g., Burrows et al. 1997), we can then write

$$L^{\text{acc}} = \dot{M}_p [\phi_p(S_p) - \phi_p(r_p^{\text{acc}})]; \quad (3)$$

which becomes

$$L^{\text{acc}} = GM_p \dot{M}_p \left[\frac{1}{S_p} - \frac{1}{r_p^{\text{acc}}} \right]; \quad (4)$$

If we replace all the constants and variables in equation 4 with the appropriate numbers, for a planet with $M_p = 1 M_{\text{jup}}$ (orbiting a $M_* = 0.5 M_*$ star, see x 2.3) and $r_p = 5 \text{ AU}$, we get $L^{\text{acc}} \sim 10^{-4} L_*$. However, the accretion rate is observed to slowly diminish with the time, due to the depletion of the disk and the deepening of the gap. Hence, the accretion luminosity decays with the time. As an example, extrapolating \dot{M}_p after a few 10^4 years, the above estimate of L^{acc} becomes $\sim 10^{-5} L_*$. This value for the planetary accretion luminosity is on the same order of magnitude as the one derived by Burrows et al. (1997) for a young Jupiter-mass planet.

2.2. Radiative transfer

Based on the density structure obtained in the hydrodynamical simulations described above we derive a self-consistent temperature structure in the disk. For this purpose we use the three-dimensional continuum radiative transfer code MC3D (Wolfe 2003; see also Wolfe et al. 1999). The spatial discretization of the density and temperature in the disk midplane was chosen to be identical to the grid used in the hydrodynamical simulations. In addition, the density structure in vertical direction has a Gaussian profile

$$\rho(r; z) / \rho(r; 0) = \exp \left[-\frac{z^2}{2 H^2(r)} \right]; \quad (5)$$




Fig. 1. | Midplane density distribution of the inner region of a disk. The side length of the image is $4 r_p$, and thus $4 \text{ AU} / 20 \text{ AU}$ in case of a planet orbiting the star at a distance of $1 \text{ AU} / 5 \text{ AU}$. The image refers to a dynamical time of 350 orbits. High/low density regions are represented by a dark/bright colors. Note the spiral density waves caused by the planet's gravitational potential and the low density region inside the planet's orbit caused by the transfer of angular momentum (between the disk and the planet) and the ongoing accretion onto the central star.

where $\Sigma(r; \theta)$ is the surface density resulting from the hydrodynamical calculations and $H(r; \theta)$ is the scale height above the midplane. A realistic shape of H would present a trough along the gap because of the low temperatures and the gravitational attraction of the planet (D'A Angelo et al. 2003a). Therefore, matter around the planet is partly shielded from direct stellar irradiation, if the density at high latitudes inside of the planet's orbit is high enough. It is worthwhile to stress here that, although we use a constant aspect ratio $H = r$, the mass density does have a trough at $r = r_p$ since the surface density (the leading term in equation 5) is lower in the gap region than anywhere else in the disk (see Fig. 1). Thus, even though $H = r$ is a constant, the shielding effect is accounted for.

In order to achieve a similar resolution of the temperature structure both in vertical and radial direction we use a spherical grid $(r; \theta; \phi)$ with an opening angle of $\theta = \theta_p$. Using a discretization of 35 grid points in θ -direction, the density/temperature grid consists of 1.8×10^6 cells. This grid is used to derive the temperature structure in the disk as resulting from stellar radiation. The luminosity, resulting from possible accretion onto the star is not accounted for separately.

In order to consider the additional contribution of the planet to the heating of its

local environment, the resolution has to be increased locally, within a volume which can be efficiently heated by the planet. The combination of the grid covering the whole disk and a second grid allowing for the simulation of a highly resolved temperature structure in the vicinity of the planet is numerically possible within the applied radiative transfer scheme. However, this approach would require a huge amount of computing time in order to derive the temperature structure on the second grid resulting from stellar heating. Furthermore, we place the planet at a distance of either 1 AU or 5 AU from the star (see x 2.3). Thus, the temperature gradient at the position of the planet is mainly determined by the planet's contribution, while the stellar heating only results in minor temperature variations in the circumplanetary region. This allows us to decouple the heating by the star from that by the planet. Therefore, we derive the stellar temperature structure on the "low-resolution" grid as described above covering the whole disk, but we simulate the additional heating due to the planet on a much smaller grid centered on the planet, which sufficiently resolves the temperature gradient in its vicinity.

The grid centered on the planet is spherical. The local temperature structure is calculated in three dimensions: $T_P(r_P; \varphi; \theta)$ whereby the grid consists of $(n_{r,P} = 100)$ $(n_{\varphi,P} = 35)$ $(n_{\theta,P} = 72)$ grid points. It has a linearly equidistant step width in φ and θ direction, while the discretization in radial direction is defined by $(r_{i+2} - r_{i+1}) = (r_{i+1} - r_i) = 1:1$ ($i = 1; 2; \dots; n_{r,P}$), where r_i are the radial coordinates of the grid cell boundaries. The inner radius of the grid is the radius of the planet and therefore depends on the particular model (see x 2.3). The outer radius is fixed to 0.5 AU, chosen according to the maximum simulated effective temperature and luminosity of the planet: $T_P = 1790$ K and $L_P = 10^{-3.4} L_\odot$, respectively. The contribution of the planet to the heating of the material outside this region is negligible compared to the heating by the star. For reasons of simplification, the SED of the planet is considered to be that of a blackbody with the temperature T_P .

Dust grains are the dominant source of absorption and emission in the circumstellar disk. The dust grains are assumed spherical, consisting of a mixture of 62.5 % astronomical silicate and 37.5 % graphite (optical data from Weingartner & Draine 2001)³. The size distribution $n(a)$ of the grains follows a power law, $n(a) \propto a^{-3.5}$, with grain radii in the range $0.005 \mu\text{m} \leq a \leq 1 \mu\text{m}$. The gas-to-dust mass ratio amounts to 100:1 in our simulations.

³For graphite we adopt the usual $\frac{1}{3} \frac{2}{3}$ approximation (Draine & Malhotra 1993): $Q_{\text{ext}} = Q_{\text{ext}}(\varphi_k) + 2Q_{\text{ext}}(\varphi_\perp)/3$, where φ_k and φ_\perp are the components of the graphite dielectric tensor for the electric field parallel and perpendicular to the crystallographic c-axis, respectively (Q_{ext} is the extinction efficiency factor).

2.3. Model setup

We now define a set of disk models that covers a large range of possible configurations. Each model is based on the density distribution of a circumstellar disk containing a planet, as described in §2.1. This approach is possible because the results of our hydrodynamical simulations are scale-free, as mentioned above. Thus, one can change the total mass and size of the disk through the parameters M_{disk} and r_p (as long as the assumption of negligible self-gravity is valid) whereas the mass of the planet can be changed via the parameter M_p (since the planet-to-star mass ratio is fixed).

We investigate the following parameter space of disk/planet configurations:

1. Masses of the planet and the star: $M_p = 1M_{\text{Jup}}$ and $5M_{\text{Jup}}$. The corresponding mass of the star amounts to $M_* = 0.5M_\odot$ and $2.5M_\odot$, respectively (in order to represent a T Tauri type and a Herbig Ae type star).
2. Distance of the planet from the star: $r_p = 1\text{AU}$ and 5AU .
3. Mass of the disk: We consider disks with masses of $M_{\text{disk}} = 10^{-2}; 10^{-4}$, and $10^{-6}M_\odot$. The first two masses cover typical masses of dust expected and found in T Tauri and Herbig Ae/Be disks (Shu et al. 1987, Beckwith et al. 1990; see also McCaughrean et al. 2000, Mundy et al. 2000, Natta et al. 2000, Wilner & Lay 2000 and references therein). A much lower mass of $10^{-6}M_\odot$, however, is considered in our investigation as well in order to account for more evolved disks.

Depending on the planet distances $r_p = 1\text{AU}$ and $r_p = 5\text{AU}$, our disk models have a radius of 4AU and 20AU , respectively. However, this represents the inner disk region, containing only a fraction of the masses of the dust and gas given above. We base our assumptions about the mass contained in this inner region on the model of the circumstellar disk of the T Tauri star IRAS 04302+2247 (Wolfe et al. 2003). Within a radius of 4AU (or 20AU) this model contains 1.9% (or 8.5%) of the total disk mass, M_{disk} (i.e., $M_{\text{disk}} < 8.5 \cdot 10^{-4}M_\odot$).

4. Planetary and Stellar parameters: In order to account for the additional heating of the dust in the immediate vicinity of the planet, we use luminosities (and temperatures) of the youngest planets in the evolutionary scenario described by Burrows et al. (1997): $10^{-4.8}L_\odot / 830\text{K}$ for the $M_p = 1M_{\text{Jup}}$ planet and $10^{-3.4}L_\odot / 1790\text{K}$ for the $M_p = 5M_{\text{Jup}}$ planet. These values are also in rough agreement (or at least not smaller than) the accretion luminosities approximately derived in Sect. 2.1.1, i.e., we consider the most optimistic scenario for the planetary heating. For the stellar parameters we use typical luminosities / temperatures for a T Tauri star ($L_* = 0.92L_\odot$, $T_* = 4000\text{K}$ for

$M = 0.5 M_{\odot}$) and a Herbig Ae star ($L = 46 L_{\odot}$, $T = 9500 \text{ K}$ for $M = 2.5 M_{\odot}$), respectively.

3. Results

We now discuss observable quantities that we derive from the density / temperature structure for each configuration of the circumstellar disk. We assume the disk to be seen face-on since this orientation allows a direct view on the planetary region.

The thermal dust reemission of circumstellar disks can be mapped with (sub)millimeter observations and it has been performed successfully for a large number of young stellar objects (e.g., Beckwith et al. 1990). The only observatory, however, which – because of its aspired resolution and sensitivity – might have the capability in the near future to detect features as small as a gap induced by a planet in a young disk, will be the Atacama Large Millimeter Array⁴. For this reason, we perform radiative transfer simulations in order to obtain images at a frequency of 900 GHz, which marks the planned upper limit of the frequency range to be covered by ALMA. This frequency is required for our simulations because it allows to obtain the highest spatial resolution. The trade-off is the relatively high system temperature ($\sim 1200 \text{ K}$; Guilloteau 2002) which adds a significant amount of noise to the simulated observations. Therefore, long observing times (8h, in our simulations) are mandatory. To investigate the resulting maps to be obtained with ALMA, we use the ‘ALMA simulator’ developed by Pety, Gueth, & Guilloteau (2001) and chose an observation setup according to the directions and suggestions given by Guilloteau (2002). Furthermore, we introduce a random pointing error during the observation with a maximum value of 0.6" in each direction, 30° phase noise, and further error sources, such as amplitude errors and ‘anomalous’ refraction (due to the variation of the refractive index of the wet air along the line of sight). The observations are simulated for continuous observations centered on the meridian transit of the object. The object passes the meridian in zenith where an opacity of 0.15 is assumed. The bandwidth amounts to 8 GHz.

Based on these simulations, whose outcomes are shown in Figures 2-4, we make the following predictions about the observability of a giant planet in a young circumstellar disk:

1. The resolution of the images to be obtained with ALMA will allow detection of the warm dust in the vicinity of the planet only if the object is at a distance of not more than about 50-100 pc (see Fig. 2). For larger distances, the contrast between

⁴See <http://www.arcetri.astro.it/science/ALMA/> for a compilation of documents related to ALMA.

the planetary region and the adjacent disk in any of the considered planet/star/disk configurations will be too low to be detectable.

2. Even at a distance of 50 pc a resolution being high enough to allow a study of the circumplanetary region can be obtained only for those configurations with the planet on a Jupiter-like orbit but not when it is as close as 1 AU to the central star. This is mainly due to the size of the beam ($\approx 0.02''$ for ALMA setup as described above).
3. Both heating sources described in §2.2 have been found to be of importance for warming up the dust in the vicinity of the planet so that it can be detectable. The influence of the planetary radiation is demonstrated in Figure 3, showing the case of a highly-luminous planet in comparison with the case of no significant planetary heating. The importance of the second heating source, i.e., the radiation from the central star, increases (relative to the planetary radiation), with increasing mass (luminosity) of the star if – as in our simulations – the stellar to planetary mass ratio is considered to be constant. This can be explained by the values of the stellar and planetary luminosity given in §2.3. The luminosity ratio L_{\star}/L_p increases by about a factor of 2 by increasing the mass of the star/planet from $0.5 M_{\star} = 1 M_{\text{jup}}$ to $2.5 M_{\star} = 5 M_{\text{jup}}$. The evolution of the disk within the planet's orbit is also very important for the relative contribution of the stellar heating. While we consider the inner disk to be significantly removed in our simulations, allowing the heating of the planetary environment also by the star, less evolved disks will efficiently shield the planet from the stellar radiation.
4. The observation of the emission from the dust in the vicinity of the planet will be possible only in case of the most massive circumstellar disks. While the signal of the planet has a strength of $\approx 89.7/65.3$ (with respect to the background noise, not the average signal of the disk!) in case of $M_{\text{disk}} = 10^{-2} M_{\star}$ and a planet mass $1 M_{\text{jup}}/5 M_{\text{jup}}$, it is down to only $\approx 1.1/0.4$ for the corresponding configuration with $M_{\text{disk}} = 10^{-4} M_{\star}$.

We want to remark that the contribution from the planet to the net flux at 900 GHz { by direct or scattered radiation and reemission of the heated dust in its vicinity { is $\approx 0.4\%$ (depending on the particular model) than that from the small region of the disk considered in our simulations. Furthermore, the planetary radiation significantly affects the dust reemission SED only in the near to mid-infrared wavelength range (see Fig. 4, upper two SEDs). However, since this spectral region is influenced also by the warm upper layers of the disk and the inner disk structure, the planetary contribution and thus the temperature / luminosity of the planet cannot be derived from the SED. In case of the massive planet / star ($M_p/M_{\star} = 5 M_{\text{jup}}/2.5 M_{\star}$), the influence of the planet is even less pronounced in the mid-infrared wavelength range (see Fig. 4, lower SED), which can be explained by the lower luminosity ratio L_p/L_{\star} , as discussed above.

4. Conclusions

We performed simulations with the goal to answer the question of whether the circum-planetary environment of a giant planet, embedded in a young circum stellar disk, can be detected. Indeed, we could show that a detection will be possible via mapping with the Atacama Large Millimeter Array, even if under particular circumstances. We found two major constraints that limit the applicability of this approach to study planet formation. First, only for nearby objects at distances of typically less than ~ 100 pc the spatial resolution provided by ALMA will be high enough to allow to spatially separate the circum stellar disk and circum planetary material from one another. Second, the emission from the circum planetary environment is significantly strong only in the case of massive and thus young circum stellar disks. Furthermore, the signal of the radiation from the planet / circum planetary material will be best distinguishable if a high planet-to-star mass ratio is targeted. We want to remark that in contrast to the most successful planet detection technique so far, based on radial velocity measurements (e.g., Mayor & Queloz 1995, Marcy & Butler 2000), the likelihood of detection does not increase with decreasing distance of the planet to the star. In particular, in none of the model configurations with a planet at a distance of only 1 AU from the central star (as opposed to 5 AU in models with positive detections) the circum planetary environment could be distinguished from the circum stellar disk.

As our study shows, high-resolution (sub)millimeter observations will provide a valuable tool in the near future to challenge planet formation theories. For this reason it is worth to continue this investigation with the goal to achieve more detailed predictions. There are three major issues which could be significantly improved: First, the simulation of the radiative transfer (or the energy transfer in general) should be coupled with or embedded in the hydrodynamical calculations. According to the existing computational resources this goal can be achieved in the near future (see, e.g., D'Angelo et al. 2003a). Second, the hydrodynamical simulations that allow to gain a higher resolution in the region of the planet should be employed (e.g., D'Angelo et al. 2003b; Bate et al. 2003). In this manner the dust reemission could be calculated more accurately. Third, the emission spectrum of the proto-planet should be modeled more accurately: Internal heating and heating due to accretion onto the planet have to be investigated separately (taking into account the anisotropy of different radiative sources). Furthermore, objects with temperatures $\sim 10^3$ K are expected to have strong absorption bands from molecular transitions and even dust absorption solid state features in their spectra (e.g., Allard et al. 2001), which should be considered in the heating process of the local planetary environment.

grant NAG 5-11645 and through the SRTF/Spitzer legacy science program through an award issued by JPL/CIT under NASA contract 1407. S. Wolf thanks G. Bryden for helpful discussions, F. Gueth for support during the work with the ALMA simulator, Jérôme Pety and Katharina Schreyer for their help with GILDAS, and A. Hatzes for his support in obtaining computing time at Computing Center of the Friedrich Schiller University (Jena, Germany), where some of the simulations have been performed. The hydrodynamical calculations reported here were performed using the UK Astrophysical Fluids Facility (UKAFF).

REFERENCES

- Adams, F. C., Lada, C. J., & Shu, F. H. 1987, *ApJ*, 312, 788
- Allard, F., Hauschildt, P. H., Alexander, D. R., Tamanoi, A., Schweitzer, A. 2001, *ApJ*, 556, 357
- Bate, M. R., Lubow, S. H., Ogilvie, G. I., & Miller, K. A. 2003, *MNRAS*, 341, 213
- Beckwith, S. V. W., Sargent, A. I., Chini, R. S., Guesten, R. 1990, *AJ*, 99, 924
- Bell, K. R., Cassen, P. M., Klahr, H. H., & Henning, Th. 1997, *ApJ*, 486, 372
- Burrows, A., Marley, M., Hubbard, W. B., Lunine, J. I., Guillot, T., et al. 1997, *ApJ*, 491, 856
- Bryden, G., Chen, X., Lin, D. N. C., Nelson, R. P., & Papalizou, J. C. B. 1999, *ApJ*, 514, 344
- D'Angel, G., Henning, Th., & Kley, W. 2003a, *ApJ*, 599, 548
- D'Angel, G., Kley, W., & Henning, Th. 2003b, *ApJ*, 586, 540
- D'Angel, G., Henning, Th., & Kley, W. 2002, *A&A*, 385, 647
- Draine, B. T., & Lee, H. M. 1984, *ApJ*, 285, 89
- Draine, B. T., & Malhotra, S. 1993, *ApJ*, 414, 632
- Goldreich, P., & Ward, W. R. 1973, *ApJ*, 183, 1051
- Guilloteau, S. 2002, *ALMA Memo*, 393
- Holland, W. S., Greaves, J. S., Dent, W. R. F., Wyatt, M. C., Zuckerman, B., et al. 2003, *ApJ*, 582, 1141

- Holland, W. S., Greaves, J. S., Zuckerman, B., et al. 1998, *Nature*, 392, 788
- Hubbard, W. B., Burrows, A., Lunine, J. I. 2002, *ARAA*, 40, 103
- Ivanov, P. B., Papabizou, J. C. B., & Polnarev, A. G. 1999 *MNRAS*, 307, 79
- Kley, W. 1999, *MNRAS*, 303, 696
- Kley, W., D'Angelis, G., & Henning, Th. 2001, *ApJ*, 547, 457
- Koerner, D. W., Sargent, A. I., & Ostriker, N. 2001, *ApJ*, 560, L181
- Liou, J.-C., & Zook, H. A. 1999, *AJ*, 118, 580
- Lissauer, J. J. 1993, *ARA & A*, 31, 129
- Lubow, S. H., Seibert, M., & Artymowicz, P. 1999, *ApJ*, 526, 1001
- Marcy, G. W., & Butler, R. P. 2000, *PASP*, 112, 137
- Mayor, M., & Queloz, D. 1995, *Nature*, 378, 355
- McCaughrean, M. J., Stapelfeldt, K. R., Close, L. M. 2000, *Protostars and Planets IV* (Book – Tucson: University of Arizona Press; eds Mannings, V., Boss, A. P., Russell, S. S.), p. 485
- Moro-Martín, A., Malhotra, R. 2002, *ApJ*, 124, 2305
- Mundy, L. G., Looney, L. W., Welch, W. J. 2004, *Protostars and Planets IV* (Book – Tucson: University of Arizona Press; eds Mannings, V., Boss, A. P., Russell, S. S.), p. 355
- Natta, A., Grinin, V. P., Mannings, V. 2000, *Protostars and Planets IV* (Book – Tucson: University of Arizona Press), p. 559
- Nelson, R. P., & Papabizou, J. C. B. 2003, *MNRAS*, 339, 993
- Ozernoy, L. M., Gorkavii, N. N., Mather, J. C., & Taidakova, T. A. 2000, *ApJ*, 537, L147
- Pety, J., Gueth, F., & Guilloteau, S. 2001, *ALMA Memo* 398
- Pollack, J. B., Hubickyj, O., Bodenheimer, P., Lissauer, J. J., Podolak, M., & Greenzweig, Y. 1996, *Icarus*, 124, 62
- Rice, W. K. M., Wood, K., Amétiage, P. J., Whitney, B. A., & Björkman, J. E. 2003, *MNRAS*, 342, 79

- Schneider, G ., Smith, B A ., & Becklin, E E .1999, ApJ, 513, L127
- Shu, F ., Adams, F C ., Lizano, S .1987, ARA & A , 25, 23
- Weidenschilling, S .1997, Icarus, 127, 290
- Weingartner, J C . & Draine, B T . 2001, ApJ, 548, 296
- Wilner, D J ., & Lay, O P .2000, in "Protostars and Planets IV", Tucson: University of Arizona Press, eds Mannings, V ., Boss, A P ., Russell, S . S ., p. 509
- Winters, W F ., Balbus, S A ., & Hawley, J F .2003, ApJ, 589, 543
- Wolf, S . 2003, Comp. Phys. Comm ., 150, 99
- Wolf, S ., Gueth, F ., Henning, Th ., & Kley, W .2002, ApJ, 566, L97
- Wolf, S ., Henning, Th ., & Stecklum B .1999, A & A , 349, 839
- Wolf, S ., Padgett, D ., & Stapelfeldt, K .2003, ApJ, 588, 373
- Youdin, A N ., & Shu, F H .2002, ApJ, 580, 494
- Ziegler, U ., & Yorke, H W .1997, Comp. Phys. Comm ., 101, 54

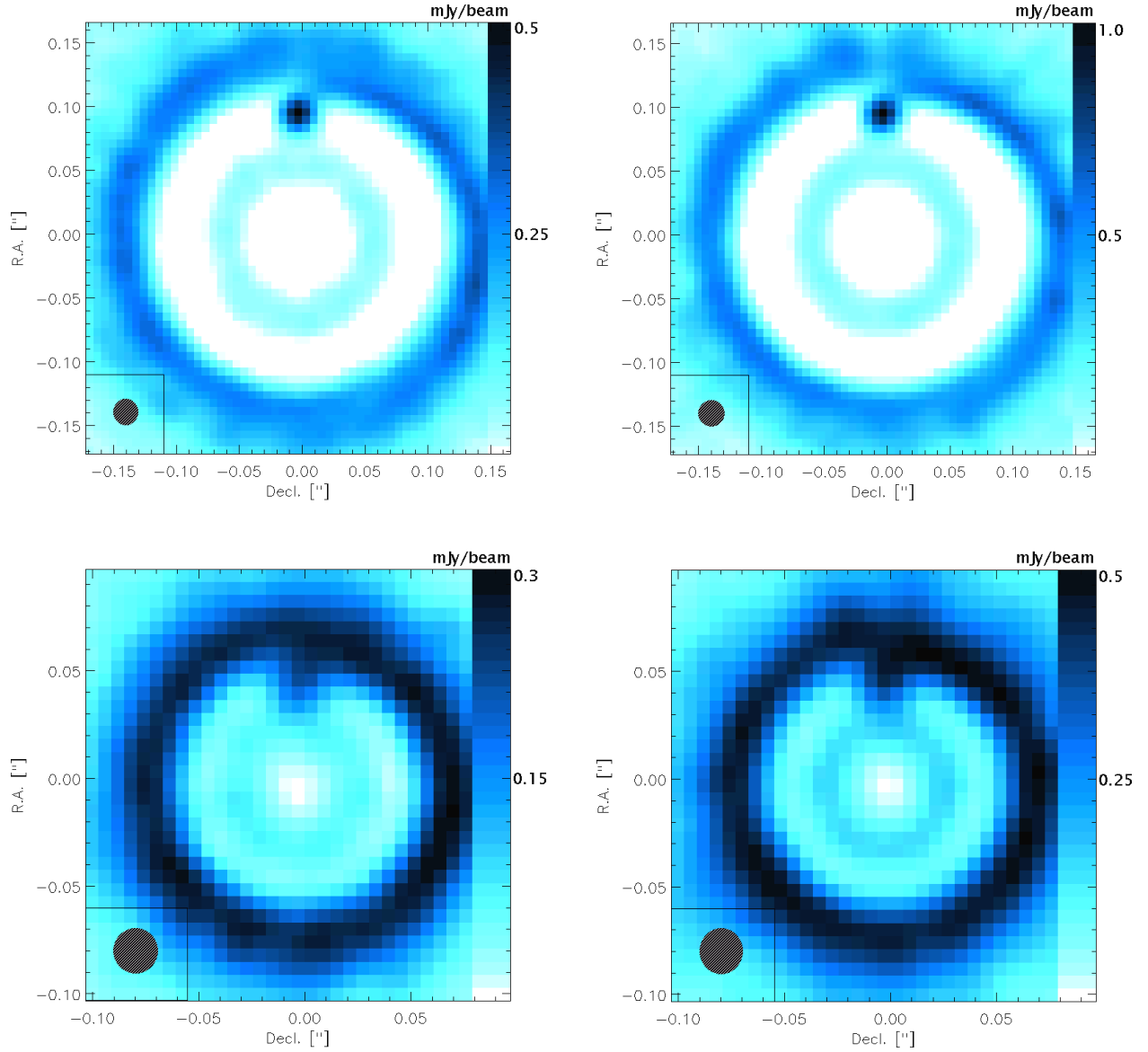


Fig. 2. | Simulation of ALMA observations of disk with an embedded planet of $1M_{\text{jup}}$ (left column) / $5M_{\text{jup}}$ (right column) around a $0.5M_{\star}$ / $2.5M_{\star}$ star (orbital radius: 5AU). The assumed distance is 50pc (top row) / 100pc (bottom row). The disk mass amounts to $M_{\text{disk}} = 1.0 \times 10^{-2} M_{\star}$. Only structures above the 2σ -level are shown. The size of the combined beam is symbolized in the lower left edge of each image. Note the reproduced shape of the spiral wave near the planet and the slightly shadowed region behind the planet in the upper images.

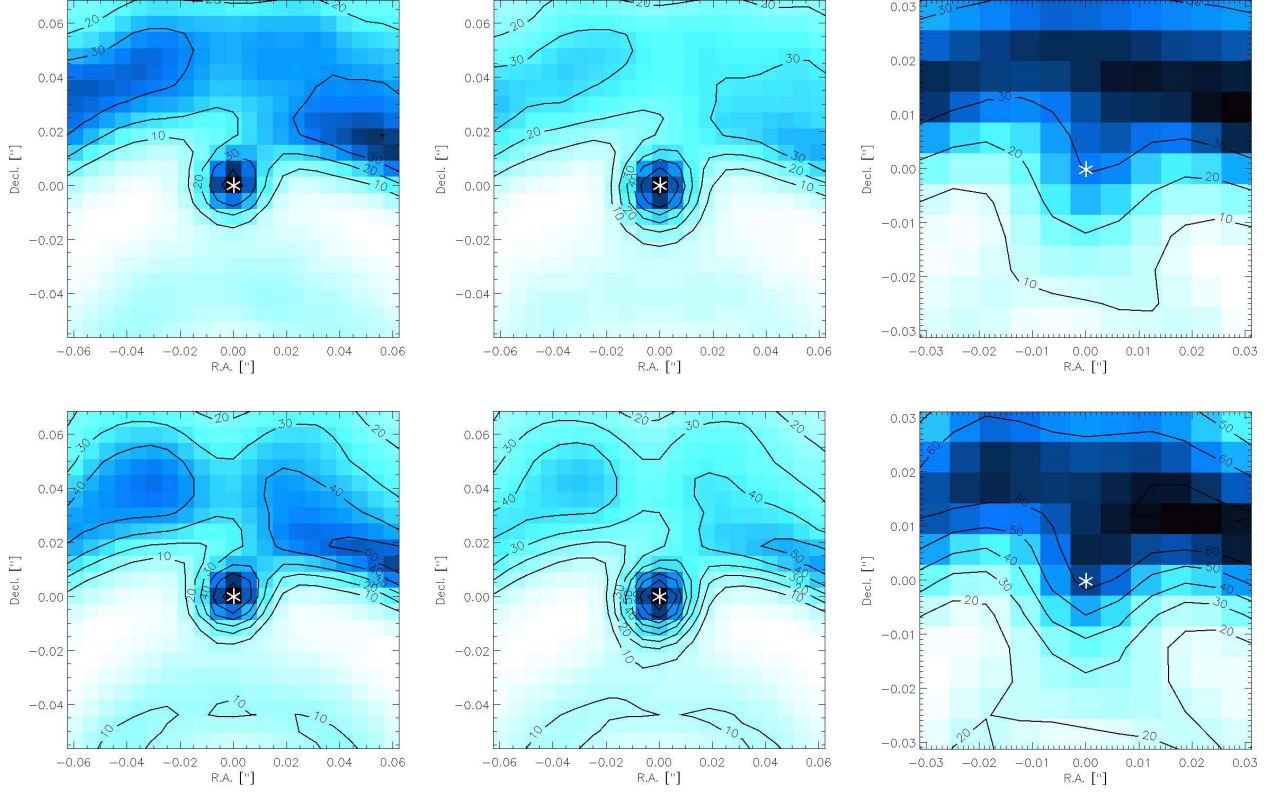


Fig. 3. | Simulation of ALMA observations with a close-up view of the region around the planet. Top row: $M_P = M_{Jup} = 0.5 M_{Jup}$, bottom row: $M_P = M_{Jup} = 5 M_{Jup}$. The left and middle column: Comparison of the case without (left column) and with (right column) additional heating in the planetary region; the distance of the disk is 50 pc (see x 3 for a more detailed description). Middle and left column: Comparison of disks, seen at two different distances (middle column: 50 pc, right column: 100 pc). The size of the displayed region amounts to $6 AU \times 6 AU$. The asterisk marks the position of the planet.

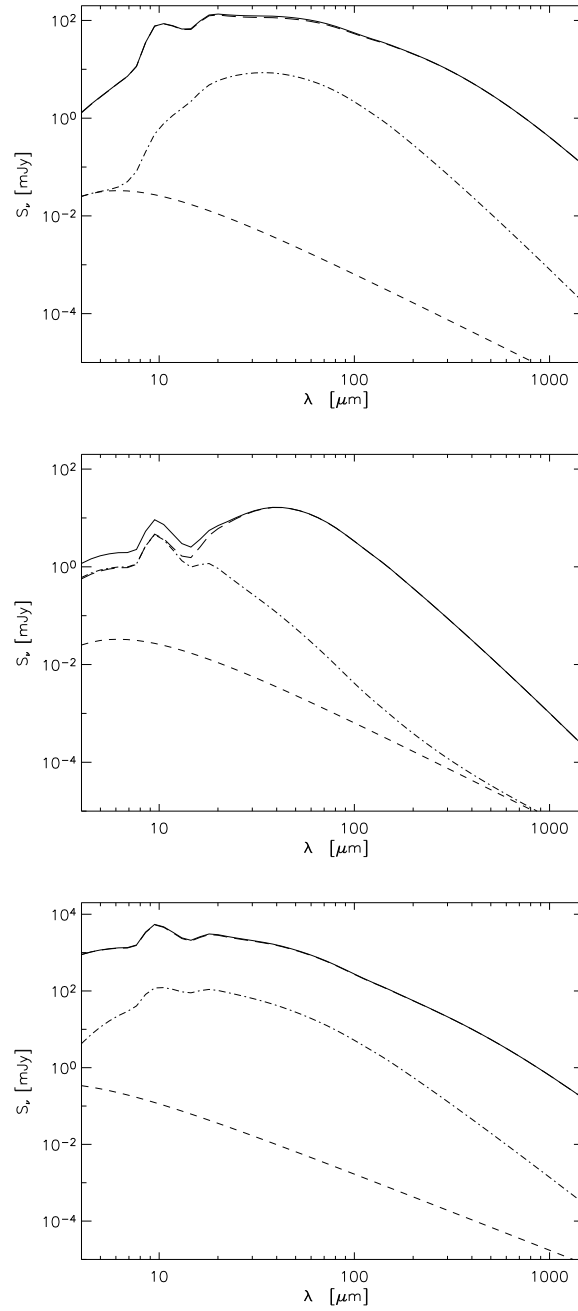


Fig. 4. | Spectral energy distribution of selected disk models. Top: $M_p = M_{Jup} = 0.5 M_{Jup}$, $M_{disk} = 10^{-2} M_{Jup}$ (same model as used for Fig. 3, top row / middle column); Middle: $M_p = M_{Jup} = 0.5 M_{Jup}$, $M_{disk} = 10^{-6} M_{Jup}$; Bottom: $M_p = M_{Jup} = 2.5 M_{Jup}$, $M_{disk} = 10^{-2} M_{Jup}$. The planet is located at a distance of 5 AU from the central star. Solid line: net SED; long dashed line: disk reemission; short dashed line: direct (attenuated) and scattered radiation originating from the protoplanet (due to planetary radiation and/or accretion); dot-dashed line: (re)emission from the planet and the dust within the sphere with a radius of 0.5 AU centered on the planet. The assumed distance is 140 pc. For comparison, the photospheric fluxes at 10/100/1000 μm are 30/0.35/0.0036 mJy (125/1.3/0.013 mJy) in case of the low-mass (high-mass) star.