

On the multiplicity of the O-star Cyg OB 2 # 8A and its contribution to the γ -ray source 3EG J2033+ 4118

Michael De Becker, Gregor Rauw and Jean-Pierre Swings

Institut d'Astrophysique et de Géophysique, Université de Liège, 17, Allée du 6
Août, B5c, B-4000 Sart Tilman, Belgium

July 27, 2004

Abstract. We present the results of an intensive spectroscopic campaign in the optical waveband revealing that Cyg OB 2 # 8A is an O6 + O5.5 binary system with a period of about 21.9 d. Cyg OB 2 # 8A is a bright X-ray source, as well as a non-thermal radio emitter. We discuss the binarity of this star in the framework of a campaign devoted to the study of non-thermal emitters, from the radio waveband to γ -rays. In this context, we attribute the non-thermal radio emission from this star to a population of relativistic electrons, accelerated by the shock of the wind-wind collision. These relativistic electrons could also be responsible for a putative γ -ray emission through inverse Compton scattering of photospheric UV photons, thus contributing to the yet unidentified EGRET source 3EG J2033+ 4118.

Keywords: binaries: spectroscopic { stars: individual: Cyg OB 2 # 8A { stars: early-type { radiation mechanism s: non-thermal

1. Introduction

Cyg OB 2 # 8A (BD + 40 4227, $m_V = 9.06$) is one of the optically brightest O-stars in Cyg OB 2. This star is classified as O5.5I(f) (Massey & Thompson, 1991), and is known to be a bright non-thermal and strongly variable radio emitter (Bieging et al., 1989). Up to now, Cyg OB 2 # 8A had never been shown to be a binary system.

However, in the context of the multiwavelength study of non-thermal radio emitters, the binarity is expected to play a crucial role. Indeed, as described in this communication, the most plausible scenario that could explain the non-thermal emission from hot stars relies on the existence of shocks able to accelerate electrons up to relativistic energies. Whether these shocks are intrinsic to the wind or due to a wind-wind collision in a binary system remains an open question. For this reason, we initiated an optical monitoring of non-thermal emitting massive stars. The result we report here is the discovery that Cyg OB 2 # 8A is a binary system. In this context, we discuss the expected emission of X and γ -rays from its interacting wind zone, and its contribution to the unidentified EGRET source 3EG J2033+ 4118 (Benaglia et al., 2001).

Based partly on data obtained at the Observatoire de Haute-Provence, France.



© 2022 Kluwer Academic Publishers. Printed in the Netherlands.

This communication is organized as follows. Section 2 discusses the binarity of Cyg OB 2 # 8A and presents its first orbital solution. Section 3 deals with archive X-ray data in the context of a binary scenario. A discussion of non-thermal processes in the framework of massive stars is given in Section 4, and the conclusions appear in Section 5.

2. Cyg OB 2 # 8A as a binary system

2.1. Spectroscopic analysis

We obtained a series of 35 spectra in the blue range (between about 4455 and 4900 Å) at the Observatoire de Haute-Provence (OHP, France) during four observing runs in September 2000, September 2001, September 2002 and October 2003. For details on the observations and the reduction procedure, see De Becker et al. (2004a).

Our spectra clearly indicate that Cyg OB 2 # 8A is a binary system consisting of an O6 primary and an O5.5 secondary revolving around each other in 21.908 days (De Becker et al., 2004a). The intensities of the lines in the spectra of the two components roughly yield a visual brightness ratio of 2 between the primary and the secondary (see Fig. 1). Since the spectral types of both components are similar, this suggests that their luminosity classes might be different.

Fig. 1 shows some profiles of the He I 4471 and He II 4686 lines. We clearly see that the He II line displays a strong variability. Some phases show P-Cygni profiles ($\beta = 0.307$), but at other phases the profiles are much more complicated (e.g. $\beta = 0.907$). The observed variations are phase-locked and most probably reflect an interaction between the stellar winds of the two components (De Becker & Rauw, 2004).

2.2. Orbital solution

By simultaneously fitting two Gaussians to the He I 4471 line profiles, we determined the radial velocities of the two stars. We obtained the first orbital solution for this system using the method described by Sana et al. (2003). We assigned various weights to our data to take into account the different errors affecting our RV measurements. Due to the intensity ratio of the lines of the two components (≈ 2), there was no ambiguity on the identification of the lines respectively of the primary and the secondary. Table I yields the main parameters of the system (De Becker et al., 2004a). However, we emphasize that the errors on the eccentricity and the period probably underestimate the actual error as a result of the rather heterogeneous phase coverage of our time series.

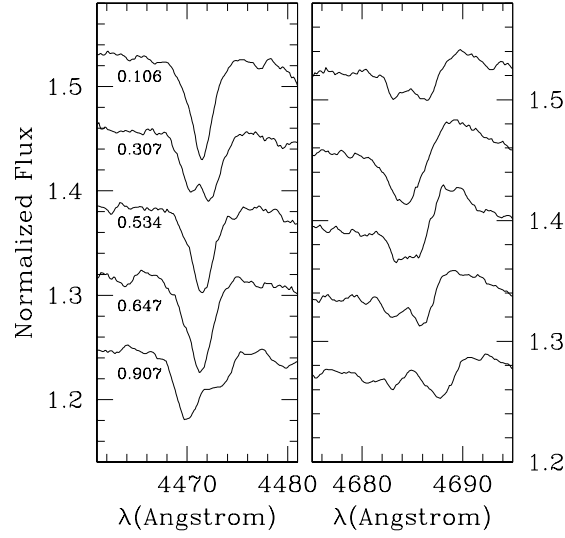


Figure 1. Profiles of the HeI 4471 (left) and HeII 4686 (right) lines displayed at 5 different phases specified in the left panel. (Preliminary results from De Becker & Rauw, 2004).

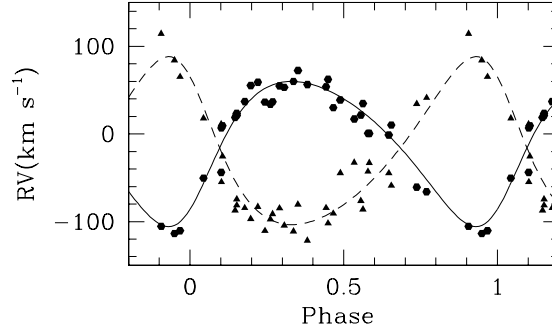


Figure 2. Radial velocity (RV) curve of CygOB2#8A for an orbital period of 21.908 d. The hexagons (resp. triangles) stand for the primary (resp. secondary) RVs. The solid and dashed lines yield our best fit orbital solution respectively for the primary and the secondary (from De Becker et al., 2004a).

3. Archive X-ray data

CygOB2#8A archive data obtained with the ROSAT X-ray satellite were analyzed. For the pointings obtained with the PSPC (Position Sensitive Proportional Counter) instrument, we extracted spectra which were fitted with optically thin thermal plasma models (Mewe et al., 1987). After convolution with the HRI (High Resolution Imager) response matrix we estimated the equivalent HRI count rates. These

Table I. Orbital solution for Cyg OB 2 # 8A. T refers to the time of periastron passage. v , K , and $a \sin i$ denote respectively the systemic velocity, the amplitude of the radial velocity curve, and the projected separation between the centre of the star and the centre of mass of the binary system.

	Primary		Secondary	
P (days)	21.908 (fixed)			
e	0.24		0.04	
T (HJD {2 450 000})	1807.139		0.894	
v (km s ⁻¹)	48.1	3.3	25.0	3.6
K (km s ⁻¹)	82.8	3.5	95.8	4.0
$a \sin i$ (R _⊙)	34.8	1.5	40.3	1.7
$m \sin^3 i$ (M _⊙)	6.4	0.6	5.5	0.5

results are quoted as filled triangles in Fig. 3 that yields the archive X-ray count rates folded with the orbital parameters given in Table I. The 6 open circles correspond to observations performed with the HRI.

This star was also observed with the ASCA satellite. In that case, a complete spectral analysis of the SIS (Solid-state Imaging Spectrometer) data was performed (De Becker, 2001). The X-ray spectrum was successfully fitted with an absorbed two-temperature optically thin plasma model (Mewe et al., 1987), with temperatures of about $8 \cdot 10^6$ and $2 \cdot 10^7$ K respectively for the two components. The high temperature of the second component is suggestive of a plasma heated by a wind-wind interaction within a binary system (Stevens et al., 1992). The cross in Fig. 3 quotes the equivalent ROSAT/HRI count rate of this ASCA observation.

Archive Einstein data were also retrieved, but a first examination revealed important discrepancies, probably partly due to different locations of the source in the IPC (Imaging Proportional Counter) detector plane. For this reason, we did not include these data in our archive X-ray data investigation.

Although the X-ray light curve is too scarce to draw firm conclusions, Fig. 3 clearly reveals that there are important variations in the X-ray flux of this system. We see that the PSPC and SIS data point to a high emission level at phases just before periastron. Then, the count rate apparently decreases. This trend is compatible with an interacting wind scenario, leading to a higher X-ray flux when the stars are closer. The fact that the maximum does not coincide with the minimum separation

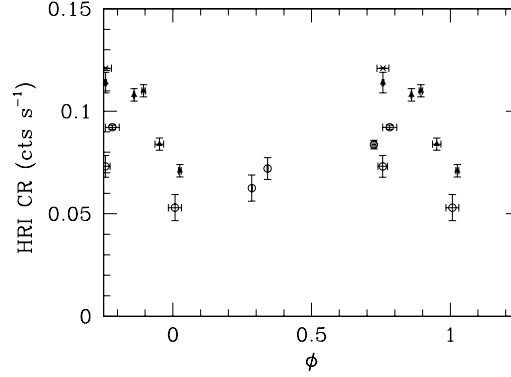


Figure 3. Equivalent ROSAT/HRI count rates folded with the ephemeris taken from Table I. Filled triangles, open circles and the cross stand respectively for ROSAT/PSPC, ROSAT/HRI and ASCA/SIS data.

could possibly be explained by the fact that, at these phases, the winds have not reached their terminal velocities before they collide. Variable circumstellar absorption is also expected to play a role in the shape of this curve. However, these trends are less clear if we consider the HRI data. This X-ray lightcurve will be confronted to the results of several XMM-Newton pointings scheduled for the end of 2004.

4. Non-thermal emission from massive stars

4.1. General scenario

The non-thermal radio emission from massive stars raises some issues in the context of massive star physics. First, it reveals the existence of a mechanism that accelerates electrons up to relativistic energies. This acceleration could be achieved through the first-order Fermi mechanism, believed to be responsible for, e.g., the production of cosmic particles (Bell, 1978a; 1978b). Second, the identification of the non-thermal radio emission from several early-type stars as synchrotron emission by White (1985) implies that a magnetic field must be present in their winds.

Figure 4 summarizes the main aspects of the general scenario currently proposed to produce non-thermal emission in the context of massive stars. Box 1 schematically illustrates the physics of stellar winds, from the production of a stellar wind through the radiation pressure (Castor et al., 1975) to the formation of hydrodynamic shocks through intrinsic instabilities (Feldmeier et al., 1997) or wind-wind collision in a binary system (Stevens et al., 1992). Box 2 illustrates the Fermi acceleration mechanism occurring within shocks, with the

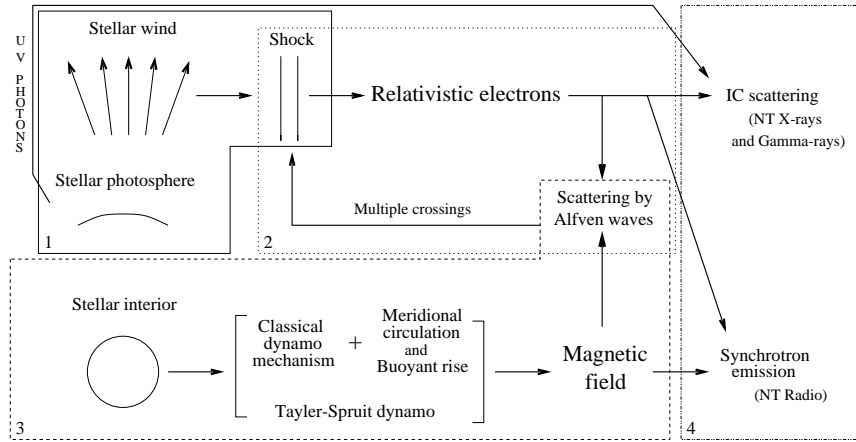


Figure 4. General scenario proposed for the production of the non-thermal emission of massive stars in the radio, X-ray and γ -ray wavebands.

support of Alfvén waves generated by magnetohydrodynamic phenomena. The magnetic field of a massive star (box 3) is expected either to be produced through a classical dynamo mechanism inside the convective core, and to travel up to the surface with the support of meridional circulation (Charbonneau & MacGregor, 2001) and/or buoyancy (MacGregor & Cassinelli, 2003), or through a Tayler-Spruit type dynamo driven by the differential rotation in the non-turbulent radiative zone (Spruit, 2002). Finally, box 4 illustrates the non-thermal emission of radiation in the radio waveband, as well as in the X-ray and γ -ray domains (the latter two through inverse Compton (IC) scattering). The intersections between boxes illustrate the noticeable interconnections between these different fields of astrophysics.

4.2. Cyg OB 2 # 8A in the context of this scenario

As Cyg OB 2 # 8A is now a confirmed binary, we can expect that the interaction zone between the two winds is responsible for the acceleration of the relativistic electrons that produce the radio synchrotron emission (Eichler & Usov, 1993). Therefore, the same region could be at the origin of a high energy counterpart of this non-thermal radio emission. Indeed, IC scattering of UV photospheric photons could produce X-rays and γ -rays (Chen & White, 1994). For a general discussion of non-thermal emission from early-type binaries, see Rauw (2004, this conference).

In the X-rays, the strong thermal emission due to the colliding winds prevents us from clearly detecting a (putative) non-thermal emission component, like in the case of the non-thermal radio emitter HD 168112

studied by De Becker et al. (2004b). However, in the γ -ray domain, no thermal emission mechanism is expected and the detection of an object like CygOB2# 8A in this energy domain would provide unambiguous evidence for a high-energy counterpart to the non-thermal radio emission. For this reason, we obtained observing time with the European INTEGRAL satellite. With these observations, we intend to detect the counterpart of the EGRET source 3EG J2033+ 4118 (Benaglia et al., 2001) and to evaluate the contribution of CygOB2# 8A to this yet unidentified γ -ray source. Following the study of Hartman et al. (1999), CygOB2# 8A lies within the 99% probability contour of this EGRET source.

We estimated the expected IC luminosity (L_{IC}) following the same approach as Benaglia et al. (2001). For CygOB2# 8A, we adopted a radial dependence of the magnetic field (Eichler & Usov, 1993). The collision zone is indeed closer to the stars than in the case considered by Benaglia et al. (2001). Adopting typical radii for O6I and O5.5III stars (Howarth & Prinja, 1989), a surface magnetic field of 1 Gauss, a bolometric luminosity of $10^{6.3} L_{\odot}$ and a synchrotron luminosity of $3.7 \cdot 10^{28} \text{ erg s}^{-1}$ (Biegling et al., 1989), we obtain an orbit averaged L_{IC} of $2\text{--}3 \cdot 10^{34} \text{ erg s}^{-1}$ for a range of orbital inclinations of $30\text{--}45^\circ$. A surface magnetic field of 100 G would give a L_{IC} a factor 10^4 lower. For comparison, Benaglia et al. (2001) derive a value of about $8 \cdot 10^{34} \text{ erg s}^{-1}$ for CygOB2# 5. We also estimated the maximum energy that can be reached by the relativistic electrons under these conditions, using the relation given by Benaglia & Romero (2003). A lower limit of the maximum Lorentz factor should be about 10^4 . This should lead to photons up to a few GeV. For a detailed discussion of the expected IC luminosity of CygOB2# 8A, see De Becker & Rauw (2004).

5. Prospects and conclusions

We presented the results of an optical campaign revealing that the early-type star CygOB2# 8A is an O6 + O5.5 binary system likely seen under a relatively low inclination angle, with a period of about 21.9 d and an eccentricity of 0.24. The binarity of this star is discussed in the context of the X-ray emission through archive data.

The binarity of this non-thermal radio emitter is of fundamental importance in the framework of our multiwavelength campaign devoted to the non-thermal emission from massive stars (Rauw et al., 2002; De Becker et al., 2004b). The acceleration of relativistic electrons responsible for non-thermal emission (radio, X-rays, γ -rays) is believed to occur within the interaction zone of the colliding winds of the binary

system (Eichler & Usov, 1993). The IC scattering of UV photons of Cyg OB2 # 8A is expected to account for 8-10 % of the γ -ray luminosity of the unidentified EGRET source 3EG J2033+ 4118. Forthcoming observations with the INTEGRAL satellite should allow to unambiguously detect the lower energy γ -ray emission of the Cyg OB2 stars and then help to constrain the general scenario of non-thermal radiation from massive stars.

Acknowledgements

We are greatly indebted to the FNRS (Belgium) for multiple support including the rent of the OHP telescope in 2000 and 2002 through contract 1.5.051.00 "Credit aux chercheurs". The travels to OHP were supported by the Ministère de l'Enseignement Supérieur et de la Recherche de la Communauté Française. This research is also supported in part by contract PAIP 5/36 (Belgian Federal Science Policy Office) and through the PRODEX XMM-OM and INTEGRAL Projects.

References

- Bell, A.R. 1978a, MNRAS, 182, 147
 Bell, A.R. 1978b, MNRAS, 182, 443
 Benaglia, P., Romero, G.E., Stevens, I.R., & Torres, D.F. 2001, A & A, 366, 605
 Benaglia, P., & Romero, G.E. 2003, A & A, 399, 1121
 Biegging, J.H., Abbott, D.C., & Churchwell, E. 1989, ApJ, 340, 518
 Castor, J.I., Abbott, D.C., & Klein, R.I. 1975, ApJ, 195, 157
 Charbonneau, P., & MacGregor, K.B. 2001, ApJ, 559, 1094
 Chen, W., & White, R.L. 1994, Ap & SS, 221, 259
 De Becker, M. 2001, Master thesis, University of Liege
 De Becker, M., & Rauw, G. 2004, A & A, in preparation
 De Becker, M., Rauw, G., & Manfroid, J. 2004a, A & A, submitted
 De Becker, M., Rauw, G., Blomme, R., et al. 2004b, A & A, 420, 1061
 Eichler, D., & Usov, V. 1993, ApJ, 402, 271
 Feldmeier, A., Puls, J., & Pauldrach, A.W.A. 1997, A & A, 322, 878
 Hartman, R.C., Bertsch, D.L., Bloom, S.D., et al. 1999, ApJS, 123, 79
 Howarth, I.D., & Prinja, R.K. 1989, ApJS, 69, 527
 MacGregor, K.B., & Cassinelli, J.P. 2003, ApJ, 586, 480
 Massey, P., & Thompson, A.B. 1991, AJ, 101, 1408
 Mewe, R., Gronenschild, E.H.B.M., & van den Oord, G.H.J. 1985, A & AS, 62, 197
 Rauw, G. 2004, this conference
 Rauw, G., Blomme, R., Waldron, W.L., et al. 2002, A & A, 394, 993
 Sana, H., Hensberge, H., Rauw, G., & Gosset, E. 2003, A & A, 405, 1063
 Spruit, H.C. 2002, A & A, 381, 923
 Stevens, I.R., Blondin, J.M., & Pollock, A.M.T. 1992, ApJ, 386, 265
 White, R.L. 1985, ApJ, 289, 698