

FULL TITLE
 ASP Conference Series, Vol. **VOLUME**, **YEAR OF PUBLICATION**
 NAMES OF EDITORS

The outer ejecta of η Carinae

K. Weis

Astronomisches Institut, Ruhr-Universität Bochum, Universitätsstr. 150,
 44780 Bochum, Germany

Abstract. The nebula around η Carinae consists of two distinct parts: the Homunculus and the outer ejecta. The outer ejecta are mainly a collection of numerous filaments, shaped irregularly and distributed over an area of $1^\circ \times 1^\circ$. While the Homunculus is mainly a reflection nebula, the outer ejecta are an emission nebula. Kinematic analysis of the outer ejecta (as the Homunculus) show their bidirectional expansion. Radial velocities in the outer ejecta reach up to $> 2000 \text{ km s}^{-1}$ and the gas gives rise to X-ray emission. The temperature of the X-ray gas is of the order of 0.65 keV . These shock temperatures indicate velocities of the shocking gas of 750 km s^{-1} , about what was found for the average expansion velocity of the outer ejecta. HST/STIS data from the strings, long, highly collimated structures in the outer ejecta, show that the electron density of the strings is of the order of 10^4 cm^{-3} . Other structures in the outer ejecta show similar values. String 1 has a mass of about $3 \times 10^{-4} M_\odot$, a density gradient along the strings or a denser leading head was not found.

1. The outer ejecta: Morphology and Kinematics

η Carinae, one of the most massive stars known, is situated in the large H II region NGC 3372, and is long known to be an irregularly variable source (Humphreys et al. 1999 and references therein). The most sudden change was around 1843 when it brightened by several magnitudes to 1^m . The event is now known as the "Great Eruption". Shortly after the optical brightness decreased by more than 7^m . During this event a larger amount of mass has been ejected and formed

η Carinae's circumstellar nebula. The first images of this nebula were made by Gaviola (1946) and Thackeray (1949). Gaviola named the nebula according to the geometry he identified at that time the Homunculus. It had a size of somewhat larger than $10''$. Today's images show the Homunculus is symmetric|bipolar| and larger. It also turned out, that the Homunculus is only the central part of the nebula around η Carinae (e.g. Walborn 1976). In total the nebula extends to a diameter of $60''$ (0.67 pc). The central bipolar structure, still called Homunculus, has a diameter (long axis) of about $18''$ (0.2 pc). All outer filaments (outside the Homunculus) are combined into what is known as the outer ejecta. The sizes and morphology of structures in the outer ejecta are manifold. Contrary to the Homunculus, the outer ejecta are not symmetric, nor a coherent structure, but rather contain numerous filaments, bullets or knots. The different morphology of the Homunculus and the outer ejecta as well as the large difference in brightness, is illustrated in Fig. 1. Here an HST image shows the Homunculus, additionally plotted with contours, and the outer ejecta seen through an F658N filter. The Homunculus and the outer ejecta are very

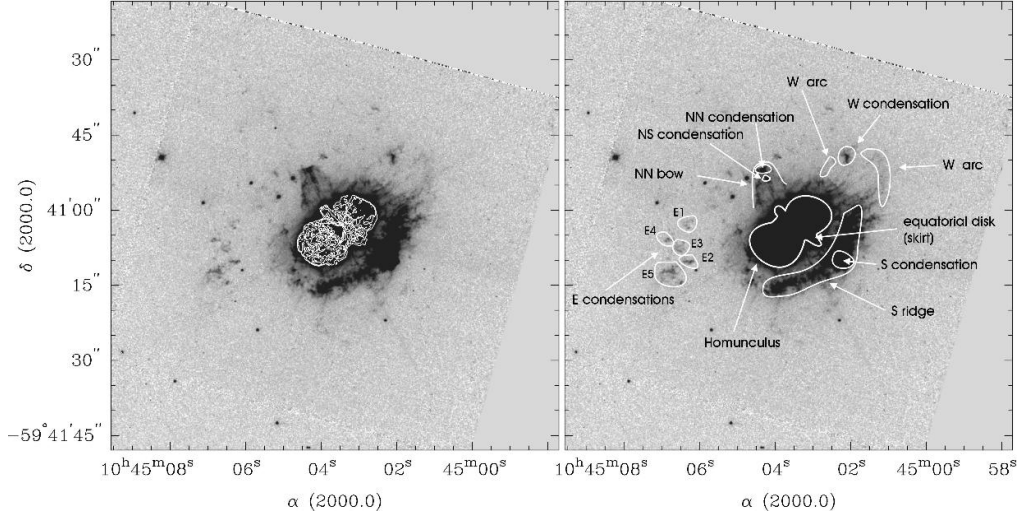


Figure 1. Left: An F658N HST image of the Homunculus (additionally in contours) and the outer ejecta. Right: This figure shows again the HST image with the brightest structures outlined and their designation given. Most parts of the nomenclature are according to Walborn (1976).

prominent in the [N II] line. This is the result of the higher nitrogen abundance in the total nebula, due to the presence of CNO processed material.

Analysis about the expansion velocities of the Homunculus are about as old as the first images. Ringuelet (1958) obtained 300 km s^{-1} using proper motions (using however a too small distance of 1.4 kpc, newer distance estimates yield about 2.3 kpc, so this velocity transforms into 500 km s^{-1}). Thackeray (1961) obtains values of roughly 650 km s^{-1} . With better spectroscopy and HST astrometry it was shown that the Homunculus, as images suggest, expands bipolar, with about 650 km s^{-1} (e.g. Davidson & Humphreys 1997, Currie et al. 1996) and with the south-east lobe approaching and the north-west lobe receding.

Measurements of the expansion of the outer ejecta have been made determining again the proper motion of the brightest structure, e.g. the E condensations (e.g. Walborn & Blanco 1988). Fabry-Perot measurements and high-resolution echelle observations followed and showed that the outer ejecta has on average similar expansion velocities as the Homunculus (e.g. Meaburn et al. 1996, Weis et al. 2001a). The majority of the structures expanding with $v_{\text{exp}} = 600\text{--}700 \text{ km s}^{-1}$. A significant fraction of the filaments, however, move much faster, reaching velocities as high as 2000 km s^{-1} (Weis 2001a,b). A few structures are as fast as $2500\text{--}3000 \text{ km s}^{-1}$ (Weis et al. 2001b, Smith & Morse 2004). Additionally the kinematics show the outer ejecta to be a more ordered structure than expected from morphology. In the south-eastern region most filaments are blueshifted, while in the north-west the clumps are redshifted, see left panel in Fig. 2. Comparing this movement with the expansion of the Homunculus the outer ejecta is following a similar expansion pattern. The outer ejecta expands bi-directional and with about the same symmetry axis as the Homunculus.

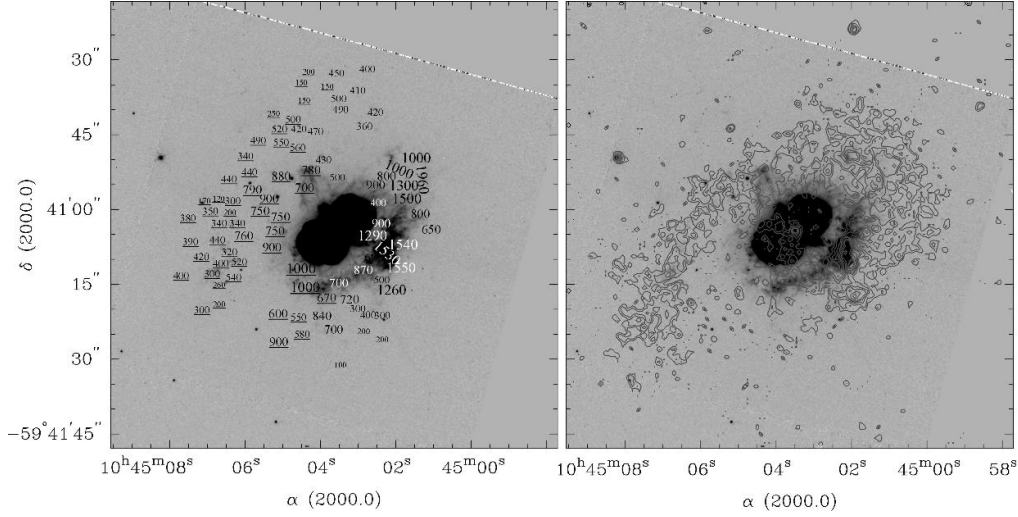


Figure 2. Left: HST image of Carinae's outer ejecta, with radial expansion velocities overplotted. Negative velocities are underlined. Right: Optical image and contours of the X-ray emission (0.6-1.2 keV) as detected with CHANDRA.

2. The outer ejecta's X-ray emission

The nebula around Carinae is detected in X-rays, as is the central object. Originally barely resolved with the EINSTEIN satellite (Chlebowski et al. 1984) the higher spatial resolution of ROSAT and CHANDRA makes it possible to better separate the emission of the nebula from that of the harder central source. Already with ROSAT it was found that the softer emission is roughly hook shaped (e.g. Corcoran et al. 1994, Weiss et al. 2001a) and agrees in its dimensions with the extension of the outer ejecta (Weiss et al. 2001a). The CHANDRA/ACIS data (Weiss et al. 2004) are so far the images with the highest spatial resolution and at the same time had decent spectral resolution. Fig. 2. shows in contours the X-ray emission overplotted on an HST image. The central source which might be slightly extended is very hard and as known from other observations variable (e.g. Corcoran et al. 1995, Ishibashi et al. 1999, Weiss et al. 2001a). The emission which results from the outer ejecta is much softer and shows a hook shape, plus a bridge like connection which crosses the central object from the south-west end of the hook to the ridge in the north-east (Weiss et al. 2004).

The S condensation (Walborn 1976), is the brightest X-ray feature and agrees well with the bright optical filament. The expansion velocities derived from our optical Echelle spectra (see Weiss 2001a,b) are plotted in Fig. 2. (left). In regions with on average faster moving clumps the intensity of the X-ray emission is higher, too. The morphology of the extended soft X-ray emission from Carinae can therefore be explained by shocks formed through the interaction of the faster moving filaments. Spectra extracted from the 0th order image of the CHANDRA/ACIS-S data have been modeled using a one temperature, thermal equilibrium model (Mewe-Kaastra-Liedahl) and a fixed column density. Fits to the data yield an average temperature of 0.65 keV (Weiss et al. 2004). Gas of

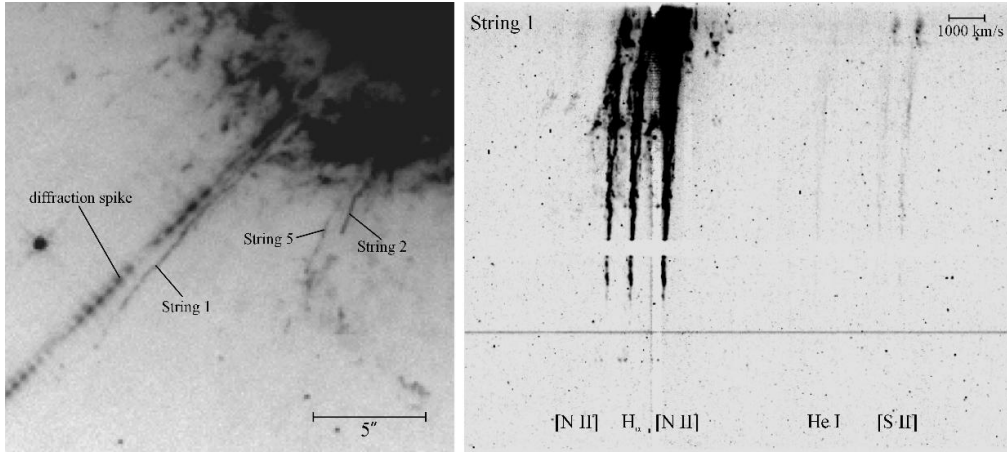


Figure 3. Left: Image of three strings in Carinae's outer ejecta. Right: HST/STIS spectrum of String 1.

this temperature indicates velocities of the shocking gas around 750 km s^{-1} , in good agreement to the detected average expansion velocities.

3. The Strings in the outer ejecta

The strings are long, highly collimated structures that point nearly radially away from Carinae and emerge from the outer ejecta region that is closest to the Homunculus, partly that is the S ridge. String 1 (Fig. 3.) is the longest with a total length 0.177 pc and a width of equal or less than 0.003 pc. String 4 (0.13 pc), String 3 (0.085 pc), String 5 (0.058 pc), and String 2 (0.044 pc) follow, all with similar width. For a detailed description of the basic parameters of the strings see Weis et al. (1999). The strings are nearly aligned with the long axis of the Homunculus and their radial velocity increases as the string move outwards. For String 1 this increase ranges from 522 to about 995 km s^{-1} (Weis et al. 1999). We observed the strings with the HST/STIS (G750M grating; 52 0.5 aperture) with the slits aligned along the strings. The spectra ranged from 6295 to 6867 Å all strings are identified in emission in the following lines: [N II] at 6548 Å and 6583 Å, H α , He I at 6678 Å and both [S II] lines at 6716 and 6731 Å. Figure 3. shows String 1 in these lines.

Bullets originally believed to be the head of String 1 are visible and appear detached from the string below the continuum of the star in Fig. 3. (right) they follow the linear velocity increase well. The spectra show the strings to be more a steady flow rather than bullets along a chain. The origin of String 1 is sudden, within the southern part of the S ridge. It seems not to extend back into the Homunculus, Fig. 3. (right). Also a split which was suggested to occur in String 1 (Weis et al. 1999) was confirmed in the STIS data. Using the [S II] line ratio and a temperature of about 14000 K (a typical value in S ridge, Dufour et al. 1997) we obtain an electron density of about $1.2 \cdot 10^4 \text{ cm}^{-3}$. The ratio lies close to the high density limit and is more of a conservative lower limit and might be higher. The results agree well with electron densities in the outer

ejecta (S ridge) determined by Dufour et al. (1997) using the Si III lines. With the help of the electron density and kinematics of String 1 one can calculate the mass and determine the kinetic energy associated with the string. With the measured electron density we derive a mass density of $1.6 \cdot 10^{23} \text{ kg cm}^{-3}$ (using cosmic abundances). Using a volume of the string of $3.7 \cdot 10^{49} \text{ cm}^3$, the mass M of String 1 is about $3 \cdot 10^4 M_\odot$ if it is completely filled. With a lower limit on the average expansion velocity of $v = 450 \text{ km s}^{-1}$ the total kinetic energy $E = \frac{1}{2} M v^2$ is about $6 \cdot 10^{43} \text{ ergs}$. Or using the cross section A , a kinetic Luminosity $L = \frac{1}{2} v^2 A v$ can be estimated which is about $1 L_\odot$. Several mechanism have been proposed to explain the strings, like trails left by a bullet (Weis et al. 1999, Redman et al. 2002, Poludnenko et al. 2003), shadowing effects (Soker 2001) or a steady gas flow (Weis et al. 1999). The new data show the strings to be dense (10^4 cm^{-3} ; but might be hollow) but no density gradient was detected along the string which could give rise to a denser leading head, ruling out the bullet scenario.

References

- Chlebowski, T., Seward, F.D., Swank, J., Szymkowiak, A., 1984, *ApJ*, 281, 665
 Corcoran, M.F., Swank J., Rawley, G., et al. 1994, *AIP Conf. Series*, 313, 159
 Corcoran, M.F., Rawley, G.L., Swank, J.H., Petre, R. 1995, *ApJ*, 445, L121
 Currie, D., Dowling, D.M., Shaya, E.J., et al. 1996, *AJ*, 112, 1115
 Davidson, K., Humphreys, R.M., 1997, *ARA&A*, 35, 1
 Dufour, R., Glover, T.W., Hester, J.J., et al. 1997, *ASP Conf. Series*; Vol. 120, 255
 Gaviola, E. 1946, *Revista Astronomica*, 18, 25
 Humphreys, R.M., Davidson, K., Smith, N. 1999, *PASP*, 111, 1124
 Ishibashi, K., Corcoran, M.F., Davidson, K., et al. 1999, *ApJ*, 524, 983
 Meaburn, J., Boumis, P., Walsh, J.R., et al., 1996, *MNRAS*, 282, 1313
 Poludnenko, A.Y., Frank, A., Miran, S. 2003, *astro-ph/0310007*
 Redman, M.P., Meaburn, J., Holloway, A.J. 2002, *MNRAS*, 332, 754
 Ringuelet, A.E. 1958, *ZA*, 46, 276
 Soker, N. 2001, *A&A*, 377, 672
 Smith, N., & Morse, J.A. 2004, *ApJ*, 605, 854
 Thackeray, A.D. 1949, *Observatory*, 69, 31
 Thackeray, A.D. 1961, *Observatory*, 81, 99
 Walbom, N.R. 1976, *ApJ*, 204, L17
 Walbom, N.R., Blanco, B.M. 1988, *PASP*, 100, 797
 Weis, K., 2001a, *ASP Conf. Series*, Vol. 242, 129
 Weis, K., 2001b, in *Reviews in Modern Astronomy* 14, Springer-Verlag, ed.: Schielicke, R.E., ISBN 3-9805176-4-0, 261
 Weis, K., Duschl, W.J., Chu, Y.-H., 1999, *A&A*, 349, 467
 Weis, K., Duschl, W.J., Bomans, D.J., 2001a, *A&A*, 367, 566
 Weis, K., Corcoran, M.F., Davidson, K. 2001b, *AG Abstract Series* 18, 22
 Weis, K., Corcoran, M.F., Bomans, D.J., Davidson, K. 2004, *A&A*, 415, 595