

# New colour-transformations for the *Sloan* photometry and revised metallicity calibration and equations for photometric parallax estimation

S. Karaali, S. Bilir, and S. Tuncel

Istanbul University, Science Faculty, Department of Astronomy and Space Sciences,  
34119 University - Istanbul, Turkey  
karsa@istanbul.edu.tr  
sbilir@istanbul.edu.tr  
tuncelsabiha@hotmail.com

## Abstract

We evaluated new colour-transformations for the *Sloan* photometry by 224 standards and used them to revise both the equations for photometric parallax estimation and metallicity calibration cited by Karaali et al. (2003). This process improves the metallicity and absolute magnitude estimations by  $[Fe/H] \leq 0.3$  dex and  $M_g^H \geq 0.1$  mag respectively. There is a high correlation for metallicities and absolute magnitudes derived for two systems, *UBV* and *Sloan*, by means of the revised calibrations.

**Keywords:** Techniques: Sloan photometry – Galaxy: abundances – Stars: distances

## 1 Introduction

In a recent paper, Karaali et al. (2003) presented a new procedure for the photometric parallax estimation and extended it to the *Sloan* photometry. Also, they marked the advantage of the new procedure relative to the ones already used. Especially, they noticed that this procedure would be more appropriate for stars of a population with a large metallicity range for which a single colour-magnitude diagram is used in the literature (cf. Chen et al. 2001, and Siegel et al. 2002).

However, unlike the colour-transformations derived for broad band photometric systems (see, e.g., Buser 1978), the transformations derived for the *Sloan* system (Fukugita et al. 1996) are functions of a single colour, i.e. the colour  $(u' - g')$  is a function of only  $(U - B)$ , and  $(g' - r')$  is another function of only  $(B - V)$ . This was the case about a decade ago (cf. Fukugita et al. 1996) and it is still the same for the very

recent years (Smith et al. 2002). We thought to evaluate new colour-transformations for  $(u' - g')$  and  $(g' - r')$  which would cover both  $(U - B)$  and  $(B - V)$ , by using the data of standards already used in the literature. This is the main scope of this work. We will show in the following sections that such an approach provides more precise absolute magnitudes (and metallicities) than those in the paper of Karaali et al. (2003).

Also, we wish to emphasize that the new photometric parallax and  $[Fe/H]$  equations are only one example of the improvement in science that could result from these new transformations.

In Section 2 we present the data used for calibration and the new colour-transformations, and in Section 3 the new metallicity calibration is given. New equations for photometric parallaxes are given in Section 4 and in Section 5 a short conclusion is provided.

## 2 New Colour-Transformations for the *Sloan* Photometry

We used the *UBV* data of Landolt (1992), for 251 stars, whereas  $u'g'r'$  data for the same stars are provided from the WEB page of CASU INT Wide Field Survey<sup>1</sup>. Fig. 1 and Fig. 2 which plot  $(g' - r')$  versus  $(B - V)$  and  $(u' - g')$  versus  $(U - B)$  show that there are some stars at extreme locations in these diagrams. These stars either have  $(B - V)$  colour indices less than 0.3 mag or larger than 1.1 mag where the calibration of Karaali et al. (2003) does not hold, or their standard errors for the colour indices cited above are relatively large. The total number of stars which lie at extreme locations in Figs. 1 and 2 is 27. We excluded them from the sample and we marked the remaining 224 points with agreeable colours into Fig. 3 and Fig. 4. It is interesting, the points in each figure do not lie on a straight line, but they form a band. This shows schematically that  $(u' - g')$  and  $(g' - r')$  are functions of both  $(U - B)$  and  $(B - V)$ .

We adopted the colour-transformations as follows and evaluated the coefficients by means of least square method:

$$\begin{aligned} g' - r' &= a(B - V) + b(U - B) + c \\ u' - g' &= d(U - B) + e(B - V) + f \end{aligned} \quad (1)$$

Thus, we obtained the new colour-transformations for the *Sloan* photometry as in the following:

$$\begin{aligned} g' - r' &= 1.023(B - V) + 0.016(U - B) - 0.187 \\ u' - g' &= 0.779(U - B) + 0.755(B - V) + 0.801 \end{aligned} \quad (2)$$

We recall the colour-transformations of Fukugita et al. (1996) which were used in the paper of Karaali et al. (2003) for comparison purpose:

---

<sup>1</sup><http://www.ast.cam.ac.uk/~wfcsur/index.php>

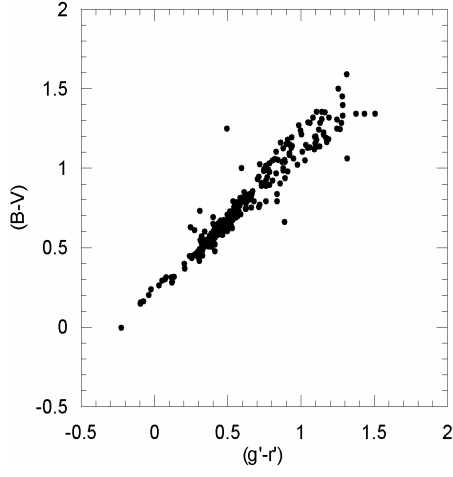


Figure 1:  $(g' - r')$  versus  $(B - V)$  for the original sample of stars. There are some stars at extreme locations

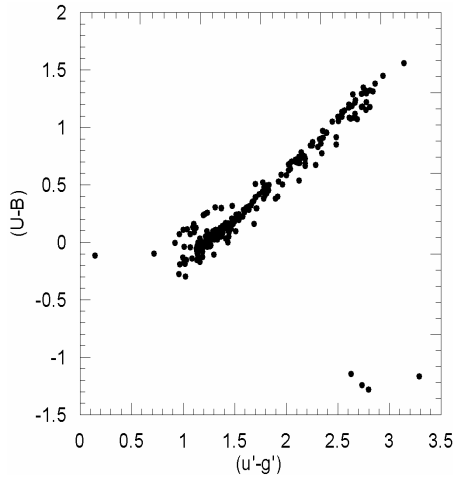


Figure 2:  $(u' - g')$  versus  $(U - B)$  for the original sample of stars. There are some stars at extreme locations

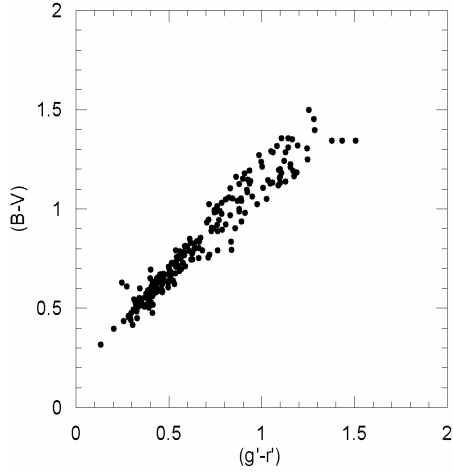


Figure 3:  $(g' - r')$  versus  $(B - V)$  for 224 stars. 27 stars at extreme locations in Fig.1 are excluded from the sample

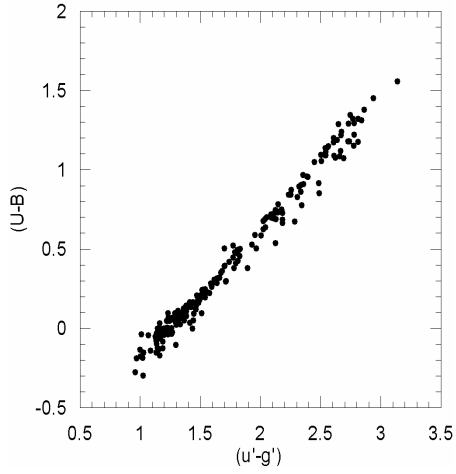


Figure 4:  $(u' - g')$  versus  $(U - B)$  for the same sample in Fig. 3

$$\begin{aligned} g' - r' &= 1.05(B - V) - 0.23 \\ u' - g' &= 1.38(U - B) + 1.14 \end{aligned} \quad (3)$$

It seems that the main difference between two set of equations is for  $(u' - g')$ , which is sensitive to metallicity and therefore results different absolute magnitudes for the same  $(g' - r')$  colour index.

To illustrate the difference between the two colour-transformations, we applied each set of transformations to the *UBV* measures and compared the predicted  $(u' - g')$  and  $(g' - r')$  colours to the actual measures from the WEB page of CASU INT Wide Field Survey (Fig. 5 and Fig. 6). The mean of the differences between the evaluated  $(u' - g')$  and the original ones is  $\langle \Delta(u' - g') \rangle = 0.000$  mag for the new colour-transformation and  $\langle \Delta(u' - g') \rangle = 0.044$  mag for the one of Fukugita et al. (1996), and the corresponding standard deviations are  $s = \pm 0.017$  mag and  $s = \pm 0.104$  mag, respectively.

To demonstrate the superiority of our new transformations, we illustrate their impact on particular application - the derivation of photometry - based metallicity estimates. Karaali et al. (2003) estimate abundances based on the  $\delta_{0.4}$  measure. A star of  $\delta_{0.4} = 0.25$  in the new transformation would have  $\delta_{0.4} = 0.294$  in the old transformation. Using the metallicity calibration given in Karaali et al. (2003),

$$[Fe/H] = 0.10 - 2.00\delta_{0.4} - 12.64\delta_{0.4}^2 + 11.43\delta_{0.4}^3 \quad (4)$$

one obtains the metallicities  $[Fe/H] = -1.01$  and  $[Fe/H] = -1.29$  dex, for  $\delta_{0.4} = 0.25$  and  $\delta_{0.4} = 0.294$  respectively.

Additionally, the standard deviation  $s = \pm 0.104$  mag is roughly six times larger than  $s = \pm 0.017$  mag. That is, the colour-transformations of Fukugita et al. (1996) causes a larger dispersion relative to the new ones. All these differences cited here affect also the evaluation of absolute magnitudes and hence the distance to a star.

The evaluated  $(g' - r')$  colour indices by means of two sets of colour-transformations are not as different as the  $(u' - g')$  ones. The mean of the differences between the evaluated  $(g' - r')$  and the original ones is  $\langle \Delta(g' - r') \rangle = 0.000$  mag for equation (2), and  $\langle \Delta(g' - r') \rangle = 0.027$  mag for equation (3). Although there is a small difference between these means, the corresponding standard deviations are almost equal, i.e.  $s = \pm 0.0700$  mag and  $s = \pm 0.0701$  mag for the new and old colour-transformations, respectively. Such differences in  $(g' - r')$  do not affect neither the metallicity nor the absolute magnitude estimation considerably.

### 3 Revised Metallicity Calibration

We used the procedure given in the paper of Karaali et al. (2003) for revision the metallicity calibration. The only difference is between the different colour-transformations

used. Let us write equation (2) for two stars with the same  $(B - V)$  (equivalently  $g' - r'$ ), i.e. for a Hyades star (H) and for a star ( $\star$ ) whose UV-excess is normalized:

$$\begin{aligned}(u' - g')_H &= 0.779(U - B)_H + 0.755(B - V) + 0.801 \\ (u' - g')_\star &= 0.779(U - B)_\star + 0.755(B - V) + 0.801\end{aligned}\tag{5}$$

Then, the UV-excess for the star in question, relative to the Hyades star is

$$(u' - g')_H - (u' - g')_\star = 0.779[(U - B)_H - (U - B)_\star]\tag{6}$$

or, in standard notation,

$$\delta(u' - g') = 0.779\delta(U - B)\tag{7}$$

The  $(U - B)$  colour index of a Hyades star with  $(B - V) = 0.6$  mag is  $(U - B)_H = 0.13$  mag (Sandage 1969), and equation (2) transforms them to  $(g' - r') = 0.43$  mag. If we apply equation (7) to a star with  $(B - V) = 0.6$  mag, we obtain

$$\delta(u' - g')_{0.43} = 0.779\delta(U - B)_{0.6}\tag{8}$$

for the relation between the normalized UV-excesses in  $UBV$  and the *Sloan* systems. From this equation we obtain

$$\delta(U - B)_{0.6} = 1.284\delta(u' - g')_{0.43}\tag{9}$$

which yields a revised metallicity calibration for the *Sloan* photometry by its substitution in

$$[Fe/H] = 0.10 - 2.76\delta_{0.6} - 24.04\delta_{0.6}^2 + 30.00\delta_{0.6}^3\tag{10}$$

which covers a large range of metallicity, i.e.  $-2.75 \leq [Fe/H] \leq 0.2$  dex (Karaali et al., 2003). Hence, the revised metallicity calibration for the *Sloan* photometry is obtained as follows:

$$[Fe/H] = 0.10 - 3.54\delta_{0.43} - 39.63\delta_{0.43}^2 + 63.51\delta_{0.43}^3\tag{11}$$

We tested this calibration by comparison the metallicities for 155 stars, whose metal-abundances are in the range  $-3.0 \leq [Fe/H] \leq 0.2$  dex, estimated by equations (10) and (11). The correlation is rather high, i.e.  $[Fe/H]_{UBV} = 0.9998[Fe/H]_{SLOAN} - 0.006$ , confirming the procedure used for derivation of the revised metallicity calibration for the *Sloan* photometry.

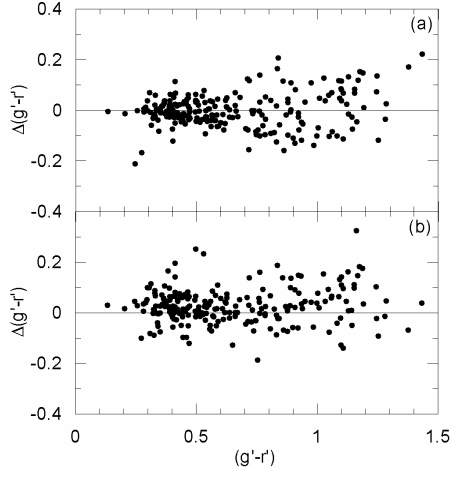


Figure 5: Comparison of the predicted  $(g' - r')$  colours with the actual measures. (a) for the new colour-transformations, and (b) for the colour-transformations of Fukugita et al. (1996)

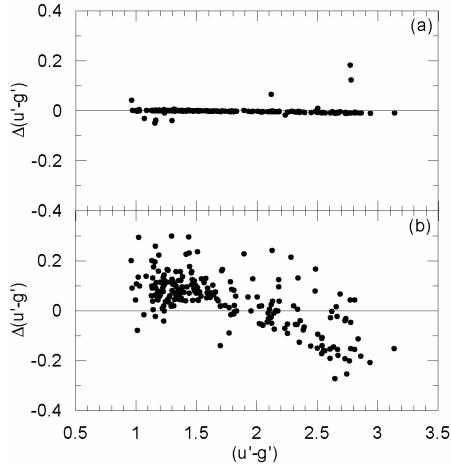


Figure 6: Comparison of the predicted  $(u' - g')$  colours with the actual measures. (a) for the new colour-transformations, and (b) for the colour-transformations of Fukugita et al. (1996)

Table 1: Numerical values for the coefficients of equation (13) as a function of  $(B - V)$  colour index, transferred from Table 3 of Karaali et al. (2003)

$(B - V)_o$	$b_3$	$b_2$	$b_1$	$b_0$
(0.3-0.4]	-32.1800	15.9370	1.7350	-0.0177
(0.4-0.5]	-15.3820	3.7188	4.4850	0.0022
(0.5-0.6]	3.9109	-4.8075	5.3847	0.0134
(0.6-0.7]	-11.1700	-0.3015	5.0281	0.0153
(0.7-0.8]	0.1049	-3.6157	4.6196	-0.0144
(0.8-0.9]	-22.5350	0.1109	3.4469	-0.0203
(0.9-1.0]	-24.9710	7.2916	2.0269	0.0051
(1.0-1.1]	-7.4029	4.2761	1.2638	-0.0047

## 4 Revised Equations for the *Sloan* Photometry for Photometric Parallax Estimation

### 4.1 The procedure

We recall the procedure used in the paper of Karaali et al. (2003) for photometric parallax estimation for the *UBV* photometry as follows: They separated the stars into eight  $(B - V)$  colour-index intervals, (0.3-0.4], (0.4-0.5], (0.5-0.6], (0.6-0.7], (0.7-0.8], (0.8-0.9], (0.9-1.0], and (1.0-1.1], and used the normalized equation

$$M_V^H(nor) = -2.1328(B - V)^2 + 8.6803(B - V) + 0.305 \quad (12)$$

for the fiducial main-sequence of Hyades as a standard main-sequence and derived the metallicity dependent offset

$$\Delta M_V^H(nor) = b_3 \delta_{0.6}^3 + b_2 \delta_{0.6}^2 + b_1 \delta_{0.6} + b_0 \quad (13)$$

for each  $(B - V)$  interval (we used the symbols in equation (13) the same as in the mentioned paper for consistency). The coefficients which were evaluated by 1236 stars are transferred here into Table 1. Thus, the  $M_V(\star)$  absolute magnitude of a star with given  $(B - V)$  colour index cited above can be estimated via  $\Delta M_V^H(nor) = M_V(\star) - M_V^H(nor)$ , provided that its  $(U - B)$  colour index is available for  $\delta_{0.6}$  normalized UV-excess evaluation.

### 4.2 Photometric Parallaxes

We need to transform equations (12) and (13) into the *Sloan* data. First we start with equation (12). Unfortunately, it is not as easy as in the case of colour-transformations of Fukugita et al. (1996), for  $(B - V)$  is not only the function of  $(g' - r')$  but also  $(u' - g')$ .



Table 2: Numerical values for the coefficients of equation (16) as a function of  $(g' - r')$  colour-index. The colour-index intervals correspond to the  $(B - V)$  intervals in the first column of Table 1

$(g' - r')_o$	$c_3$	$c_2$	$c_1$	$c_0$
(0.12-0.22]	-32.1800	15.9370	1.7350	-0.0177
(0.22-0.32]	-15.3820	3.7188	4.4850	0.0022
(0.32-0.43]	3.9109	-4.8075	5.3847	0.0134
(0.43-0.53]	-11.1700	-0.3015	5.0281	0.0153
(0.53-0.64]	0.1049	-3.6157	4.6196	-0.0144
(0.64-0.74]	-22.5350	0.1109	3.4469	-0.0203
(0.74-1.85]	-24.9710	7.2916	2.0269	0.0051
(0.85-0.95]	-7.4029	4.2761	1.2638	-0.0047

However, the inverse colour-transformations in (2) can be obtained by mathematical calculations. The one for  $(B - V)$  that will be used in equation (12) is as follows:

$$(B - V) = 0.992(g' - r') - 0.0199(u' - g') + 0.202 \quad (14)$$

If we replace the equivalence of  $(B - V)$  in equation (14) into equation (12) and simplify it, we find the normalized colour-magnitude equation for the Hyades main-sequence as in the following:

$$M_g^H(nor) = -2.0987(g' - r')^2 - 0.0008(u' - g')^2 + 0.0842(g' - r')(u' - g') + 7.7557(g' - r') - 0.1556(u' - g') + 1.9714 \quad (15)$$

The transformation of equation (13) from *UBV* to the *Sloan* photometry is simple. It can be done by replacing the equivalence of  $\delta_{0.6}$  in equation (9) into equation (13). The result is as follows:

$$\Delta M_g^H(nor) = c_3 \delta_{0.43}^3 + c_2 \delta_{0.43}^2 + c_1 \delta_{0.43} + c_0 \quad (16)$$

where  $c_3 = (1.284)^3 b_3$ ,  $c_2 = (1.284)^2 b_2$ ,  $c_1 = (1.284) b_1$ , and  $c_0 = b_0$ . The numerical data for  $c_i$  ( $i = 0, 1, 2$ , and  $3$ ) are given in Table 2.

As mentioned in Section 2, the mean of the differences between predicted  $(u' - g')$  and the actual  $(u' - g')$ , from the WEB page of CASU INT Wide Field Survey, is  $< \Delta(u' - g') > = 0.000$  mag for the new colour-transformations and  $< \Delta(u' - g') > = 0.044$  mag for the one of Fukugita et al. (1996). An excess of 0.044 mag in  $\delta_{0.4}$  corresponds to an excess in absolute magnitude difference of  $\sim 0.1$  mag which can be confirmed as in Section 2. Actually, the evaluation of  $\Delta M_g^H(nor)$  by means of the equation given in the paper of Karaali et al. (2003) (their equation 20) for  $\delta_{0.4} = 0.294$  mag gives an excess

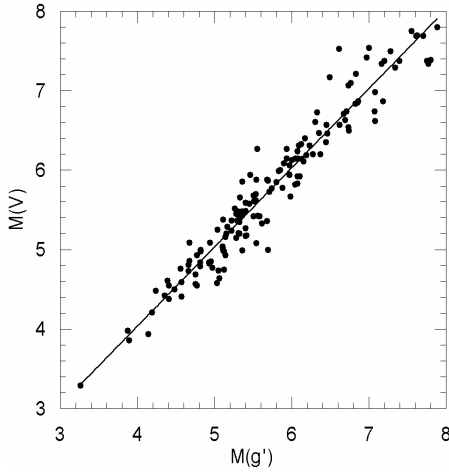


Figure 7: Comparison of the absolute magnitudes  $M(g')$  and  $M(V)$  derived by means of the procedure given in the text

between 0.07 and 0.14 mag in absolute magnitude difference relative to  $\delta_{0.4} = 0.25$  mag, depending on the  $(g' - r')$  colour index of the star. Hence, we can say that the revised equations for the photometric parallax estimation improve the absolute magnitudes by at least  $\sim 0.1$  mag.

We compared the absolute magnitudes for the sample mentioned in Section 3, except three stars, derived by means of two systems, i.e. *UBV* and *Sloan*. Stars excluded from the sample are relatively faint and have standard errors in  $(u' - g')$  and  $(g' - r')$  larger than 0.1 mag. The mentioned comparison is given in Fig. 7. Although we don't expect one to one correspondence due to different bands in two systems, the relation is rather high, again confirming our procedure, i.e.  $M(V) = 0.9972M(g') - 0.0460$ .

## 5 Conclusion

Although the new procedure given in the paper of Karaali et al. (2003) provides significant improved photometric parallaxes with respect to the work of Laird, Carney, & Latham (1988), it is compromised by the colour-transformations of Fukugita et al. (1996). Hence, we evaluated new colour-transformations for the *Sloan* photometry by 224 standards and used them to revise both the equations for photometric parallax estimation and metallicity calibration. There is a high correlation for metallicities and absolute magnitudes derived for two systems, *UBV* and *Sloan*, by means of the revised calibrations. This process improves the metallicity up to 0.3 dex (Section 2) and absolute magnitude at least 0.1 mag (Section 4). The improvements will provide better results in the works of Galactic structure related with the metallicity gradient and space density functions.

We should mention that the equations for *Sloan* photometric parallax and  $[Fe/H]$  would be significantly better if an analysis were made purely from *Sloan* data. However,

our aim is to confirm the improved of the conversion of *Sloan* photometry to broad *UBV* indices.

## References

- [1] Buser, R., 1978, A&A, 62, 411
- [2] Chen, B., Stoughton, C., Smith, J. A., Uomoto, A., Pier, J. R., Yanny, B., Ivezić, Z., York, D. G., Anderson, J. E., Annis, J., Brinkmann, J., Csabai, I. Fukugita, M., Hindsley, R., Lupton, R., Munn, J. A., and the *SDSS* Collaboration, 2001, ApJ, 553, 184
- [3] Fukugita, M., Ichikawa, T., Gunn, J. E., Doi, M., Shimasaku, K., & Schneider, D. P., 1996, AJ, 111, 1748
- [4] Karaali, S., Karataş, Y., Bilir, S., Ak, S. G., & Hamzaoglu, E., 2003, PASA, 20, 270
- [5] Laird, J. B., Carney, B. W., & Latham, D. W., 1988, AJ, 95, 1843
- [6] Landolt, A. U., 1992, AJ, 104, 340
- [7] Siegel, M. H., Majewski, S. R., Reid, I. N., & Thompson, I. B., 2002, ApJ, 578, 151
- [8] Smith, J. A., Tucker, D. L., Kent, S., Richmond, M. W., Fukugita, M., Ichikawa, T., Ichikawa, S., Jorgensen, A. M., Uomoto, A., Gunn, J. E., & 12 coauthors, 2002, AJ, 123, 2121
- [9] Sandage, A. R., 1969, ApJ, 158, 1115