

An Idealized Pulsar Magnetosphere: the Relativistic Force-Free Approximation

Simon P. Goodwin^{1,2}, Jonathan Mestel³, Leon Mestel¹, Geoffrey A. E. Wright¹

¹Astronomy Centre, Division of Physics and Astronomy, University of Sussex, Falmer, Brighton BN1 9QJ, UK

²Department of Physics and Astronomy, Cardiff University, 5 The Parade, Cardiff CF24 3YB

³Department of Mathematics, Imperial College of Science, Technology and Medicine, Prince Consort Rd., London SW 7 2BZ

Received

Abstract The non-dissipative relativistic force-free condition should be a good approximation to describe the electromagnetic field in much of the pulsar magnetosphere, but we may plausibly expect it to break down in singular domains. Self-consistent magnetospheric solutions are found with field lines closing both at and within the light-cylinder. In general, the detailed properties of the solutions may be affected critically by the physics determining the appropriate choice of equatorial boundary condition beyond the light-cylinder.

1 Introduction

With canonical values inserted for the neutron star dipole moment and the particle density, and allowing for realistic pair production efficiency near the star in the wind zone, the electromagnetic energy density in the pulsar magnetosphere will be much greater than the kinetic energy density except for very high values of the particle γ -values. This suggests that over much of the magnetosphere, the relativistic force-free equation will be a good approximation for determining the magnetic field structure. Equally, experience with the analogous non-relativistic equation suggests that there are likely to be local domains in which non-electromagnetic forces (including possibly inertial forces) are required for force balance. An associated question is whether the dissipation-free conditions can be imposed everywhere, or whether the dynamics of the problem will itself demand local breakdown in the simple plasma condition $\mathbf{E} \cdot \mathbf{B} = 0$ in singular domains, in addition to the acceleration/pair production domain.

Of the various discussions of the axisymmetric pulsar magnetosphere

in the literature, which go back to the early days of pulsar theory (e.g. Scharlemann and Wagoner 1973), we refer particularly to the recent paper by Contopoulos et al. 1999, from now on referred to as CKF, and to those by Michel 1973a,b, 1991, Melrose and Wang (MW) 1979, Melrose et al. (MRWW) 1985, Fitzpatrick and Melrose (FM) 1988a,b, Melrose and Pryce (MP) 1992, and Melrose and Shibata (MS) 1994. (Much of the relevant material appears in Melrose 1999, 2003.) Most models have within the light-cylinder (\mathcal{L}_c) a 'dead zone', with field lines that close within the \mathcal{L}_c , and without any current flow along the (purely poloidal) field, and a 'wind zone', with poloidal field lines that cross the \mathcal{L}_c , and with poloidal currents maintaining a toroidal field component. The spin-down of the star occurs through the action of the magnetic torques associated with the circulatory flow of current across the light-cylinder.

Although we are here discussing an idealised mathematical model of the pulsar magnetosphere { not even allowing the pulsar to pulse! } its structure may nevertheless have great relevance to the class of real pulsars whose magnetic axis is not far from alignment. A striking example of this is PSR 0826-34 (Biggs et al 1985), a pulsar which emits throughout the entire pulse period, suggesting our line of sight is almost along the rotational axis. Other bright pulsars which are suspected on the basis of their profile widths and relatively slow spin-down rates to be near alignment include PSR 0031-07, PSR 0943+10 and PSR 0809+74 (see Lyne and Manchester 1988 and the catalogue in Rankin (1993)).

All these pulsars exhibit highly regular subpulse 'drift', by which the sub-pulses march gradually and steadily through the pulse window at a fixed rate. This suggests that their magnetospheres are in a quasi-steady state, and that steady-state models such as those discussed here may have direct physical relevance. Furthermore, the fact that all the above pulsars occasionally - yet apparently spontaneously - switch to one or more alternate 'drift' rates, accompanied by a widening (or narrowing) of the pulsar emission profile (Wright and Fowler 1981, Vivekanand and Joshi 1997, van Leeuwen et al 2002) would indicate that the new steady emission has moved to outer (inner) field lines. Thus it would appear that more than one steady state is possible in the same pulsar - presumably corresponding to different polar cap shapes, and hence to different 'dead zone' boundaries. This would add relevance and motivation to our discussion in Section 6, where we derive magnetosphere solutions for a range of assumptions about the location and properties of the dead zone boundary.

2 The relativistic force-free equation

The outer crust of the neutron star of radius R rotates with angular velocity about the axis defined by the unit vector \mathbf{k} . We confine attention in this paper to steady, axisymmetric states, and with the magnetic axis parallel rather than antiparallel to the rotation axis \mathbf{k} . The notation is as in the cited papers (e.g. FM). The cylindrical polar coordinate system $(\rho; \phi; z)$ is based on \mathbf{k} ; \mathbf{t} is the unit azimuthal, toroidal vector. The poloidal magnetic field \mathbf{B}_p is everywhere described by the flux function $P(\rho; z)$:

$$\mathbf{B}_p = -\frac{1}{\rho} \frac{\partial P}{\partial \phi} \mathbf{t} + \frac{1}{\rho} \left(\frac{\partial P}{\partial \rho} \mathbf{\rho} + \frac{\partial P}{\partial z} \mathbf{z} \right) \quad (1)$$

By Ampere's law, \mathbf{B}_p is maintained by the toroidal current density

$$\mathbf{j}_t = \frac{1}{4\pi\rho} (\nabla^2 P) \mathbf{t} = \frac{1}{4\pi\rho} (\nabla^2 P) \mathbf{t} \quad (2)$$

$$= \frac{1}{4\pi\rho} \left[\frac{\partial^2 P}{\partial \rho^2} + \frac{\partial^2 P}{\partial z^2} \right] \mathbf{t} \quad (3)$$

The basic, unperturbed stellar field is assumed to have a dipolar angular dependence and polar field strength B_s . If as assumed, $R \ll 1$, it will be found that the magnetospheric currents have little effect on the form of P near the star, so that it is then well approximated locally by the vacuum form

$$P = \frac{B_s R^3}{2} \frac{\rho^2}{(\rho^2 + z^2)^{3/2}} \quad (4)$$

In the wind zone of an active magnetosphere there will be also a toroidal component B_t , conveniently written

$$\mathbf{B}_t = S(\rho; z) \mathbf{t} \quad (5)$$

where S clearly must vanish on the axis. By Ampere's law, the field (5) is maintained by the poloidal current density

$$\mathbf{j}_p = \frac{1}{4\pi\rho} (\nabla^2 S) \mathbf{t} = -\frac{1}{4\pi\rho} (\nabla^2 S) \mathbf{t} \quad (6)$$

Thus $S(\rho; z)$ is a Stokes stream function, constant on the poloidal current lines, with $2\pi S$ measuring the total outflow of charge between the axis and the current line S . In a steady state the total outflow of charge must be zero, so there must be a current closing stream line on which S vanishes.

The crust is taken to be a classical perfect conductor, with the electric field

$$\mathbf{E} = -\frac{1}{c} \frac{\partial \Phi}{\partial t} \mathbf{t} - \nabla \Phi \quad (7)$$

In the surrounding magnetosphere, E is in general written as the sum of a 'corotational' part of the form (7) and a 'non-corotational' part r :

$$E = -(\frac{1}{c}) \frac{dB}{dt} - r ; \quad (8)$$

where the function r is determined by the magnetospheric physics.

A systematic treatment of the dynamics of a 'cold,' dissipation-free electron-positron gas has been given by Melatos and Melrose (1996) (see also Blackman and Field 1993). The significant differences from a normal plasma are due in part to the particles being relativistic, and also through both species having the same rest-mass, instead of differing by a factor $A m_H = m_e$ in standard notation. The two-fluid, collision-free and so non-dissipative equations, written in terms of 'lab-frame' number densities n and velocities v , and Lorentz factors $\gamma = 1/\sqrt{1 - (v/c)^2}$, are reduced to one-fluid equations in terms of

$$n = (n^+ + n^-); \quad U = \frac{n^+ v^+ + n^- v^-}{n^+ + n^-}; \quad \gamma = (1 - U^2/c^2)^{-1/2}$$

$$j_e = e(n^+ - n^-); \quad j = e(n^+ v^+ - n^- v^-) \quad (9)$$

(The lab-frame densities n are related to the proper densities n_0 by $n = \gamma n_0$.)

The particle continuity and current continuity equations retain their standard forms

$$\frac{\partial n}{\partial t} + r(nU) = 0; \quad \frac{\partial j_e}{\partial t} + r(j) = 0: \quad (10)$$

The equation of bulk motion with velocity U reduces to

$$m n \frac{\partial (U)}{\partial t} + m n U \quad r(U) = \frac{(j - j_e U) B}{c} \quad (11)$$

provided $j \neq n e U$, even if, as expected in a relativistic problem, the 'convection current' $j_e U$ due to bulk motion of the net charge density is not small compared with the current due to relative motion of the two species. The generalized Ohm's law reduces to

$$\frac{m}{e^2} \frac{\partial j}{\partial t} + \frac{j}{n} + \frac{m}{e^2} U \quad r \left(\frac{j}{n} \right) + \frac{m}{n e^2} (j - j_e U) \quad r(U) = E + \frac{U B}{c}: \quad (12)$$

As stated, in this paper we are interested primarily in steady states that are force-free over the bulk of the domain. Just as in a classical plasma, in

an e -plasma the total particle number density will normally greatly exceed the GJ number density, defined by (16) below, so the 'perfect conductivity' and the 'force-free' conditions are distinct: a gas satisfying the 'perfect conductivity' condition need not be force-free. However, one can easily check that if inertial terms on the left of (11) are small compared with either term on the right, then the inertial corrections in (12) are a fortiori small. Thus in the absence of collisions, radiation damping or electron-positron annihilation (all neglected in (11) and (12)) the force-free condition implies also the ideal MHD (perfect conductivity) condition. To sum up: for our problem, the appropriate approximations to the dynamical equations are the ideal MHD condition

$$\mathbf{E} + \mathbf{U} \times \mathbf{B} = \mathbf{0}; \quad (13)$$

implying $\mathbf{E} \cdot \mathbf{B} = 0$, and the mutual cancellation of the electric and magnetic contributions to the Lorentz force, i.e. the vanishing of the term on the right of (11),

$$\frac{(\mathbf{j} \times \mathbf{eU}) \cdot \mathbf{B}}{c} = \mathbf{j} \cdot \mathbf{E} + \frac{\mathbf{j} \cdot \mathbf{B}}{c} = 0; \quad (14)$$

on use of (13).

It should be noted that in the more general, non-axisymmetric case, with \mathbf{k} and \mathbf{p} non-aligned, the time-dependent terms will not be negligible everywhere. As discussed by Melatos and Melrose (1996), at a finite distance far beyond the lc , the displacement current will dominate over the particle current, and the MHD approximations must break down.

We limit discussion explicitly to the case in which the simple plasma condition $\mathbf{E} \cdot \mathbf{B} = 0$ is supposed to hold throughout the magnetosphere, all the way from the rigidly rotating, perfectly conducting star out to the lc (the 'inner domain'), and beyond into the 'outer domain' between the lc and infinity. Then from (8), $\mathbf{B} \cdot \mathbf{r} = 0$, and the constant value of $\mathbf{r} \cdot \mathbf{B}$ throughout the stellar crust, implied by (7), is propagated into the magnetosphere, yielding

$$\mathbf{E} = -(\dot{\Phi}/c)\mathbf{t} \quad \mathbf{B} = (\dot{\Phi}/c)(\mathbf{B}_\parallel; 0; B_x) = (\dot{\Phi}/c)\mathbf{r} \times \mathbf{p}; \quad (15)$$

so that all field lines corotate with the star. This assumes that within the dead zone, there is no vacuum gap separating the negatively and positively charged domains (Hollaway and Pryce 1981; Melrose & Farnham). In the open field line domain, near the star there has to be a locally non-trivial component of \mathbf{E} along \mathbf{B}_p , able to accelerate the primary electrons to γ -values high enough for pair production to occur. If, as assumed in this paper, the

electron-positron plasma does achieve a steady state (cf. Shibata et al 1998, 2002), the electric field will again satisfy $\mathbf{E} \cdot \mathbf{B} = 0$ but will now be given by $E = \sim(P)(\xi=c)t - B_z$ i.e. with the field lines beyond the acceleration domain having individual rotation rates $\sim(P)$ that differ somewhat from the rotation of the star (cf. MS, Section 4). However, at least for the more rapid rotators this effect will be fairly small, and will for the moment be ignored.

By the Poisson-Maxwell equation, the Goldreich-Julian (1969) (GJ) charge density maintaining the electric field (7) is

$$\begin{aligned} \rho_e &= \frac{r}{4} \frac{E}{c} = -\frac{1}{2c} k_{\perp} B_z \frac{1}{2} r^2 (r - B_z) \\ &= -\frac{1}{2c} B_z \frac{1}{2} \xi^2 (r - B_z) : \end{aligned} \quad (16)$$

With the rotation and magnetic axes aligned, the primary outflowing particles are the negatively charged electrons, yielding a negative current j_p emanating from the polar cap. The stream function S defined by (6) begins by increasing from zero on the axis, so that B_z is negative (the field lines are twisted backwards with respect to the axis k). As the electric force density

$$\mathbf{e}E = -\rho_e (\xi=c)t - B_p \quad (17)$$

is purely poloidal, in a force-free magnetosphere the toroidal component of the magnetic force density $j_p B_p = c$ vanishes (the 'torque-free' condition), so j_p must be parallel to B_p , yielding from (1) and (6) the functional relation

$$S = S(P); \quad j_p = \frac{dS}{dP} B_p : \quad (18)$$

the poloidal current stream lines are identical with the poloidal field lines. The respective contributions of B_p and B_t to the poloidal force density are

$$j_t B_p = c = (r - B_z) (t - B_p) = 4 \quad (19)$$

and

$$j_p B_t = c = \frac{4}{c^2 \xi} S \frac{dS}{dP} (t - B_p) = \frac{4}{c^2 \xi^2} S \frac{dS}{dP} r P; \quad (20)$$

on use of (18) and (1). By (1), (16), (17), (19) and (20), the poloidal component of the force-free equation is

$$\frac{1}{\xi} (r - B_z) \frac{1}{c} \xi^2 + \frac{\xi}{c} \frac{2B_z}{\xi^2} + \frac{4}{c\xi} S \frac{dS}{dP} = 0 : \quad (21)$$

Note that the first term in (21) combines part of the electric force with the force due to B_p ; the second again comes from the electric force, while the third is due to B_t .

With the sign convention in (1), P decreases from zero on the axis, so that initially $dS=dP$ is negative, and the force density (20) due to the toroidal field B_t acts toward the axis. Since S must vanish on the current closing stream line, there will in general be an intermediate field line on which $dS=dP$ and so also the volume current density j_ϕ changes sign. Below this field line the force (20) acts towards the equator. Note that the return of S to zero need not be continuous: closure via a sheet current is not excluded (cf. Section 4). In fact at this stage, one cannot rule out that S increases monotonically from zero to its maximum on a limiting field-stream line and then drops to zero, so that all the return current is in the sheet. The actual allowed form for the function $S(P)$ will emerge as part of the global solution.

As in the earlier work, we define dimensionless coordinates $(x; z) = (r/c; z/c)$, and normalize $P; S; E; B$ in terms of a standard light-cylinder field strength $B_{lc} = (B_s/2)(R/c)^3$:

$$P = P B_{lc} (c^2)^2; \quad S = S B_{lc} (c^2=4); \quad (B; E) = B_{lc} (E; B); \quad (22)$$

(Once defined, the dimensionless quantities are again immediately written without the bars). The normalized fields have the form

$$B_p = -r P_t = -x; \quad B_t = S = x; \quad E = r P; \quad (23)$$

with P satisfying

$$(x^2 - 1) \frac{\partial^2 P}{\partial x^2} + \frac{(1 + x^2)}{x} \frac{\partial P}{\partial x} + (x^2 - 1) \frac{\partial^2 P}{\partial z^2} = S \frac{dS}{dP}; \quad (24)$$

As $(x; z) \rightarrow 0$, P must reduce to the normalized point dipolar form $x^2 = (x^2 + z^2)^{3/2}$. The light-cylinder $x = 1$ is a singularity of the differential equation for P .

An illustrative solution of (24) within the lc for the non-active case $S = 0$ has been discussed by Michel (1973, 1991), Melsted & Wang (1979) and Melsted & Pryce (1992), and will be referred to as the M M W P - field. The field lines which reach the equator cross normally, forming a closed domain: the inner domain equatorial boundary condition is

$$B_x(x; 0) = 0; \quad (25)$$

with no equatorial current sheet. The flux function P is most easily constructed as a Fourier cosine integral (cf the Appendix). If neither the field nor the volume current density are to be non-singular at the L_c , (24) with $S = 0$ requires that $B_z = -\partial P / \partial x = 0$ when $x = 1$: the field lines cross the L_c normally, and there is a neutral point at the intersection $(1;0)$ of the L_c and the equator.

The MMWP model is of pedagogic interest through its showing how in this essentially relativistic problem, the macroscopic electric force acting on the corotating GJ charge density causes a marked deviation of B from the curl-free dipolar form as the L_c is approached. However, the solution is clearly incomplete, as there is no treatment of the domain beyond the L_c . A viable, strictly inactive model will in fact have large vacuum gaps within the L_c (e.g. Smith et al. 2001 and references within). As discussed in Sections 5 and 6, some features of the MMWP field should persist in a realistic active model, such as the large dead zone, and a similar departure from the curl-free structure near and beyond the L_c .

3 The domain beyond the L_c

Equation (13) and (15) combine into

$$(U - \frac{1}{2} v_t^2) B = 0; \quad (26)$$

yielding

$$U = \frac{1}{2} v_t^2 + B \quad (27)$$

{ the sum of corotation with the star plus flow parallel to the total field $B = B_p + B_t$, a result familiar from standard stellar wind theory. If U_p were to vanish beyond the L_c , then from (9), $n^+ (v_t^+ - \frac{1}{2} v_t^2) + n^- (v_t^- - \frac{1}{2} v_t^2) = 0$, requiring that either the electrons or the positrons would have to be superluminal. Thus along field lines that cross the L_c , there is not only a net current but also a net particle flow, as is indeed implied by the term 'wind zone.' Then if, as assumed, the simple 'perfect conductivity' condition (26) continues to hold everywhere beyond the L_c , so that there is strictly no trans-field motion of the plasma, then in a steady state the field must be topologically 'open,' with no field lines crossing the equator.

A CKF-type model has the field lines crossing the equator normally within the L_c , as in the MMWP and FM fields, but beyond the L_c , the boundary condition $B_z = 0$ is imposed at the equator. In the northern

hemisphere $B_x > 0$, so by (7), near the equator the electric field $\times B_x$ is in the positive z -direction. As the basic field is dipolar, B_x must change sign at the equator, implying a locally positive current density j and a magnetic force density that acts towards the equator. Thus the poloidal magnetic field pinches, as in familiar non-relativistic problems, but the combined electric force (17) and the B_p force (19) is $[(x^2 - 1)(r - B) = 4]k$ and so acts away from the equator, since $x > 1$. The proposed force-free equilibrium near the equator must therefore be maintained by the pinching effect of B_t . We have seen above that $SdS = dP$ does indeed become positive at low latitudes, so that (20) has the required direction.

Consider first the idealized case, with B_x , B and E_z abruptly reversing sign at the equator, and so with positive sheet currents J , J_x and positive surface charges σ . Over the surface $z = +\infty$, there is a net electromagnetic stress $T_{ij}k_j$ where

$$T_{ij} = \frac{1}{4} \left(\frac{1}{2} E^2 + B^2 \right) \delta_{ij} + (E_i E_j + B_i B_j) \quad (28)$$

is the Maxwell stress tensor. The electric term yields $(x^2 B_x^2 = 8)k$ and the magnetic term is $[(B_x^2 + B^2) = 8]k$, so the net electromagnetic pressure, acting towards the equator, is

$$[B^2 - (x^2 - 1)B_x^2] = 8 : \quad (29)$$

There is an equal electromagnetic pressure, also acting towards the equator on the surface $z = -\infty$. Provided

$$B = B_x j > \frac{p}{x^2 - 1}; \quad (30)$$

then an equal particle pressure at the equator is both necessary and sufficient to maintain equilibrium.

The force-free equation (21) can be written succinctly as $\partial T_{ij} / \partial x_j = 0$. Near the equator, $B_z j < B_x j$ in this model, and the force-free condition becomes

$$\frac{\partial}{\partial x_3} T_{33} = \frac{1}{8} \frac{\partial}{\partial z} [B^2 + (x^2 - 1)B_x^2] = 0; \quad (31)$$

whence

$$\frac{1}{8} [B^2 - (x^2 - 1)B_x^2] = p_{eq} \quad (32)$$

where p_{eq} is independent of z . If (30) holds, then p_{eq} is identified as a particle pressure at the equator, where B_x and B change sign.

More realistically, the transition to zero field at the equator will be continuous, with the particle pressure p increasing steadily across half of the thin equatorial sheet. The force-free condition (31) is replaced by

$$\frac{\partial}{\partial z} \frac{1}{8} [B^2 + (x^2 - 1)B_x^2] - p = 0; \quad (33)$$

and (32) by

$$\frac{1}{8} B^2 + (x^2 - 1)B_x^2 + p = p_{eq}; \quad (34)$$

As the equator is approached p steadily increases from the uniform value (implicit in the force-free assumption), which could in principle be zero, to the value p_{eq} . Thus the model necessarily includes a thin domain with a non-force-free electromagnetic field.

The limiting case, with the inequality sign in (30) replaced by equality, appears consistent with zero equatorial pressure p_{eq} . However, condition (21) assumes that all non-electromagnetic forces, including inertial forces, are small compared with the dominant terms in the Lorentz force. > From (27), the rotation velocity is given by

$$U = c x + \frac{U_p B}{c B_p} : \quad (35)$$

In a steady state, (11) yields the energy integral in a pressure-free system (M R W W , M S, C ontopoulos 1995)

$$[1 - x(U/c)] = \text{constant}; \quad (36)$$

showing that would become infinite if $U = cx$; $U_p = c \sqrt{(x^2 - 1)} = x$; and from (35) this is equivalent to

$$B = B_p \sqrt{x^2 - 1} : \quad (37)$$

Thus the seemingly exceptional case, with zero equatorial pressure and so with the force-free equation holding all the way to the equator, in fact requires that the flow outside the equatorial zone be so highly relativistic that the neglected inertial terms are not small, so violating an essential condition for the force-free approximation to hold. We conclude that in all cases, the equilibrium conditions for this model will require at least a local breakdown in force-free conditions. In analogous non-relativistic problems, Lynden-Bell (1996) has pointed out that a thermal pressure is again required to balance

magnetic pinching forces, exerted locally by an otherwise force-free field. However we again emphasize the important difference, that whereas in a non-relativistic problem, the electric stresses are normally smaller than the magnetic by the factor $(U=c)^2$, in the present problem, beyond the l-c the opposing electric stresses exceed the pinching poloidal field stresses by the factor x^2 , and equilibrium is possible only through the pressure exerted by the toroidal field.

In the domain near the equator, with $\beta_x = B_z j \ll 1$, the relativistic flow likewise has $j_x = U_z j \ll 1$, so that $U_x^2 + U^2 \ll c^2$, whence from (35), (remembering that B is negative),

$$U = c = \frac{x}{(1+b^2)} \frac{b^2 \sqrt{(1+b^2-x^2)}}{(1+b^2)}; \quad U_x = c = \frac{bx + \frac{b^2 \sqrt{(1+b^2-x^2)}}{(1+b^2)}}{(1+b^2)}; \quad (38)$$

where $b = \beta = B_x j$. (The algebraically allowed choice of the opposite signs before the two radicals would yield $U = c = 1$ at $x = 1$, implying infinite, and so is rejected). The outflow of angular momentum from the star in both hemispheres across a closed surface with local outward unit normal n is (e.g. Michel 1999)

$$\int_0^Z (\beta B = 4) B_p \, nd = (c^3 \beta_{lc}^2 \int_0^Z P_c S(P) dP); \quad (39)$$

on use of (1), (5) and (22).

4 The $S(P)$ relation

As noted in Section 2, if there do exist magnetospheric models that are everywhere non-dissipative, with the field force-free outside singular regions such as the equatorial sheet, then the relevant relation $S(P)$ should emerge as part of the solution. An early model of the whole magnetosphere by Michel (1973a, 1991) has no dead zone, but a poloidal field that is radial all the way from the star to infinity. In our notation, the Michel field is

$$P = P_c \left(1 - \frac{z}{(x^2 + z^2)^{1/2}} \right); \quad B_x = -P_c \frac{x}{(x^2 + z^2)^{3/2}}; \quad B_z = -P_c \frac{z}{(x^2 + z^2)^{3/2}}; \quad (40)$$

with the negative sign applying to the northern hemisphere, and with the critical field line $P = P_c$ coinciding with the equator. From now on, just the

northern hemisphere is considered. Michel's $S(P)$ relation is

$$S = 2P + \frac{P^2}{P_c} = P_c \frac{x^2}{(x^2 + z^2)}; \quad B = \frac{S}{x}; \quad (41)$$

so that

$$\frac{dS}{dP} = 2 + \frac{P}{P_c} = \frac{2z}{(x^2 + z^2)^{1/2}}; \quad S \frac{dS}{dP} = 2P_c \frac{x^2 z}{(x^2 + z^2)^{3/2}}; \quad (42)$$

One can easily verify that (24) is satisfied. Note that the poloidal field (40) is radial and (away from the equator) independent of the spherical polar angle θ , and so has no curl: equilibrium is maintained by balance between the electric force given by (16) and (17) and the force due to the toroidal field (41). However, with the sign change at the equator, there are again both toroidal and poloidal equatorial sheet currents that respectively maintain the jumps in B_x and B_z ; also $B^2 - (x^2 - 1)B_x^2 = P_c^2 = x^4$ when $z = 0$, so that by the above discussion, $p_{eq} > 0$. Note also that $dS/dP = 0$ on the critical line P_c , but is negative for $0 < P < P_c$: in the Michel model, all the return current is in the equatorial sheet.

In the generalized CKF picture, with the poloidal field forced to have a dipolar rather than a radial structure near the star, there is an associated dead zone within the lc, similar to that found in the MMW P, FM and MS fields, and analogous to that in the non-relativistic wind problem (e.g. Mestel and Spruit 1987). The dead zone terminates at the point $(x_c; 0)$; the value of x_c will be seen to be an extra parameter, fixing the global field structure. Within the dead zone the field lines close, crossing the equator normally so that the appropriate equatorial boundary condition is $P_z / B_x(x; 0) = 0$ for $x < x_c$. The dead zone is bounded by the separatrix field line P_c . In the wind zone outside of P_c , the wind flow is along the poloidal field, and so the equatorial boundary condition is $P_x / B_z = 0$, but now extending through the lc from x_c to 1, with again a charge-current sheet maintaining the discontinuous sign changes in E_z , B_x and B_z . Thus the critical field line $P(x; 0) = P_c$ extending along the equator is the continuation of the separatrix between the wind and dead zones.

Just outside the equatorial charge-current sheet and the separatrix, (24) holds all the way in from 1. At the intersection (1,0) with the lc and just outside the sheet, with $P_x / B_z = 0$ and no singularities in P_{xx} and P_{zz} , (24) requires that the constant value of $S dS/dP$ along P_c must be zero. But $S(P_c) \neq 0$, because as seen above, beyond the lc the pinching force exerted

by B_{eld} is necessary for equilibrium ; we therefore require, as in the Michel
eld,

$$\frac{dS}{dP} = 0 \quad (43)$$

on the critical eld line P_c . This condition is propagated inwards along P_c on to its continuation, the separatrix P_c between the wind and dead zones: the equatorial equilibrium conditions beyond the l_c impose a constraint on the global $S(P)$ relation. From (18), condition (43) requires that the poloidal volume current density j_p falls to zero on P_c , but the finite value for $S(P_c)$ requires a poloidal current sheet at the equator beyond x_c and along the separatrix within it.

5 The domain within the light-cylinder

We have emphasized that beyond the neutral point $(x_c; 0)$, there is a finite therm al pressure on the equator, necessary for equilibrium . Likewise, it is not obvious that within the l_c , the boundary condition on the eld line separatrix between the wind zone (labelled 2) and the dead zone (labelled 1) can be satisfied without a therm al pressure within the dead zone (see Fig. 1).

It is in fact easy to generalize (21) and (24) to include a pressure gradient: with gravity and inertia still negligible,

$$\left(\frac{r P}{4} - \frac{1}{\xi} (r - B) - 1 - \frac{\xi}{c} \frac{d^2 \#}{d\xi^2} + \frac{\xi}{c} \frac{d^2 B_z}{d\xi^2} + \frac{4}{c\xi} S \frac{dS}{dP} \right) r p = 0: \quad (44)$$

Thus $p = p(P)$ { the constant pressure surfaces must coincide with the poloidal eld lines. In normalized form , (44) becomes

$$(1 - x^2) \frac{\partial^2 P}{\partial x^2} - \frac{(1 + x^2)}{x} \frac{\partial P}{\partial x} + (1 - x^2) \frac{\partial^2 P}{\partial z^2} = - S \frac{dS}{dP} - \frac{1}{2} x^2 \frac{dp}{dP}: \quad (45)$$

Prima facie, there is no obvious objection to the adoption of the simplest case, with p the same constant on all the eld lines within the dead zone and zero in the wind zone, i.e. with a discontinuity in both p and $S(P)$ on the separatrix. The equation for P within the wind zone then remains (24) (with signs reversed for convenience):

$$(1 - x^2) \frac{\partial^2 P}{\partial x^2} - \frac{(1 + x^2)}{x} \frac{\partial P}{\partial x} + (1 - x^2) \frac{\partial^2 P}{\partial z^2} = S \frac{dS}{dP}; \quad (46)$$

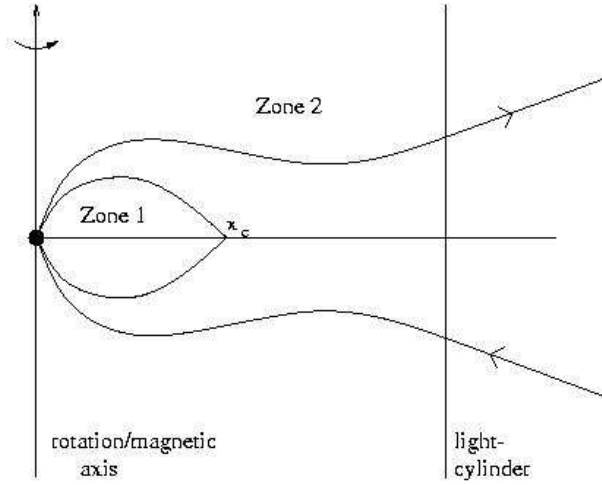


Figure 1: Schematic magnetosphere

and in the dead zone we have the same equation with $S = 0$. However, along the separatrix P_c , extending inwards from the equatorial point $(x_c; 0)$, the equilibrium conditions require a discontinuity in B_p as well as those in p and $S(P)$. Writing

$$n_i = [(t \cdot (B_p = B_p))_i] \quad (47)$$

the unit normal to the separatrix, we require continuity of

$$[(8p + E^2 + B_p^2 + B^2)_{ij} + 2E_i E_j + 2B_i B_j] n_j \quad (48)$$

with E given by (7). The components of (48) parallel to t and to the separatrix are automatically zero. The component normal to P_c reduces to continuity of

$$8p + B_p^2 [1 - (\beta = c)^2] + B^2; \quad (49)$$

i.e. to

$$8p + B_{p1}^2 (1 - x^2) = B_{p2}^2 (1 - x^2) + B^2; \quad (50)$$

It is convenient to normalize p in units of $B_{lc}^2/8$.

For $x > x_c$, the wind zone 2 extends from the equator $z = 0$ to $z = 1$; for $x < x_c$, zone 2 extends from $z_c(x)$ defined by the separatrix

$$P(x; z_c) = P_c \quad (51)$$

to $z = 1$: The separatrix function (51) is not known a priori but must emerge as part of the solution by iteration. We assume provisionally that at the point $(x_c; 0)$ (referred to as N), the poloidal field $B_p = 0$ both just outside and just inside the separatrix. From (50), the pressure of the toroidal field is balanced by the thermal pressure p , so that

$$p = S^2 (P_c) = x_c^2: \quad (52)$$

For $x < x_c$, with use of (22) and (23), (50) then becomes

$$(r P_1)^2 = (r P_2)^2 + S^2 (P_c) \frac{(1 - x^2/x_c^2)}{(1 - x^2)}: \quad (53)$$

The discontinuity in $r P$ grows from zero as x moves in from x_c but will become a small fraction of $r P$ for small x .

When $x_c < 1$, the function P has a simple analytical behaviour near the neutral point $(x_c; 0)$. The separatrix leaves $(x_c; 0)$ making an angle $\theta = 2/3$ with the outward-pointing equator. To leading order, in both the dead and wind zones, $P_{xx} + P_{zz} = 0$, which has the local solution

$$P = P_c = 1 + A_{2,1} R^{3/2} \sin(3\theta/2); \quad R^2 = z^2 + (x - x_c)^2; \quad (54)$$

where the coefficients $A_{2,1}$ apply respectively to the wind zone $0 < \theta < 2/3$ and the dead zone $2/3 < \theta < \pi$. It is seen that along $\theta = 0$, $P = P_c$, and on $\theta = \pi$, $P/P_z = 0$, as required. Across the separatrix $z = \sqrt{3}(x_c - x)$, P is continuous, while the jump condition (53) then yields

$$A_1^2 = A_2^2 + \frac{4S^2 (P_c)}{9P_c^2 x_c (1 - x_c^2)}: \quad (55)$$

At this point, it is instructive to make a comparison with the analogous non-relativistic problem, in which the electric stresses are small by factors $O(v/c)^2$ and so are negligible, and also inertial forces are still neglected. Suppose that there is again a separatrix passing through the poloidal field neutral point at $(x_c; 0)$. The balance equation across the separatrix is now continuity of $p + B_p^2 + B_z^2$ { the $(1 - x^2)$ factors in (50) are replaced by unity. If again p is negligible in the wind zone, then the constant value of p along the separatrix within the dead zone is again fixed by the condition at the neutral point: $p = S^2 (P_c) = x_c^2$ in normalized form. The balance condition is then $S^2 (P_c) (1 - x^2/x_c^2) + (r P_2)^2 = (r P_1)^2$. The presence of the factor $(1 - x^2/x_c^2)$ in the S^2 term enables B_p to be continuous (and zero) at the

neutral point $(x_c; 0)$, but with $S^2(P_c)$ still non-zero. (Clearly, in the non-relativistic problem, the numerical value of x_c is of no significance.)

By contrast, in the relativistic problem, near the lc the electric field strength approaches the poloidal magnetic field strength, so that the factor $(1 - x^2)$ now appears multiplying both the $(r P)^2$ terms in (53). If now one were to take $x_c = 1$, then the non-vanishing factor $(1 - x^2)$ would cancel, and (53) would reduce to

$$S^2(P_c) + (r P_2)^2 = (r P_1)^2: \quad (56)$$

along the separatrix. At the point $(x_c; 0)$, the simultaneous vanishing of $r P_1$ and $r P_2$ would then require that $S(P_c) = 0$ (and so also by (52) $p = 0$). But if beyond the lc the equatorial toroidal component $B_\phi = S(P_c) = x$ were zero, then the balance condition could not be satisfied (cf. (32)).

In fact, as discussed in the Appendix, the possible vanishing of S on the separatrix is appropriate to models with a radically different external equatorial boundary condition. In the present problem, the case $x_c = 1$, which yields (56), may be incorporated provided that for this limiting case, we allow $r P_1 \notin 0$, i.e. the discontinuity in B_ϕ across the separatrix persists at the equator. If $x_c = 1$ with $x < 1$, then from (53), the equatorial B_ϕ can be zero on both sides of the separatrix, without requiring that $S(P_c) = 0$. However, at a neighbouring separatrix point $x = x_c - X$ with $X < 1$, the second term in (53) will have climbed from zero at N to $S^2(P_c) [X = (X + 1)]'$ $S^2(P_c)$ once $X = 1$. If solutions with $S(P_c) \notin 0$ continue to exist as $x_c \rightarrow 1$, then the separatrix balance condition will imply a steeper and steeper local gradient in B_z , indeed tending to a discontinuity when $x_c = 1$.

For the limiting case $x_c = 1$, an appropriate local model, valid near the critical point $x = 1; z = 0$, has $r P^2$ jumping by a constant value across the separatrix $P = P_c = 1$. New independent variables $(r; t)$ and the dependent variable u are introduced, defined by

$$x = 1 - r \sin t; \quad z = r \cos t; \quad r^2 = (x - 1)^2 + z^2; \quad P = 1 + u: \quad (57)$$

When r and u are small, (46) reduces to

$$(1 - x^2)(u_{xx} + u_{zz}) - (1 + x^2)u_x = 0 \quad (58)$$

in the dead zone. In the contiguous wind zone, the right-hand side is again SS^0 , but as this will behave like u , the form (58) is appropriate on both sides of the separatrix. To leading order, this reduces to

$$u_{rr} + 2\frac{u_r}{r} + \frac{1}{r^2 \sin t} [\sin t u_t]_t = 0: \quad (59)$$

The appropriate boundary conditions are:

- (1) $u_t = 0$ on $t = \pi/2$ { normal crossing of the equator;
- (2) $u = 0$ on the separatrix, leaving the critical point at the as yet unknown angle $t = t_0$;
- (3) $(u_t=r)^2$ jumps by a constant on $t = t_0$.

The solution of (59) satisfying these conditions is:

$$\begin{aligned} \text{Domain a} \quad 0 < t < t_0 : \quad u &= 0; \\ \text{Domain b} \quad t_0 < t < \pi/2 : \quad u &= A r Q_1[\cos t]; \end{aligned} \quad (60)$$

where $Q_1(X)$ is the Legendre function $Q_1 = \frac{1}{2} (1+X) \log[(1+X)/(1-X)]$, and t_0 , given by $Q_1(\cos t_0) = 0$, is 33.5342°. The constant A then follows from $u_t=r = S(1)$. In Domain b, $Q_1[\cos t] = \frac{1}{2} (1+\cos t) \log(\tan t/2)$, and $\partial Q_1/\partial(\cos t) = \cos t = \sin^2 t \log(\tan t/2)$; whence at points near the lc (x close to unity),

$$B_x / \partial u / \partial z = A \log(\tan t/2); \quad B_z / \partial u / \partial x = A \sin t; \quad (61)$$

yielding $B_x = 0$; $B_z / A = \text{constant}$ on the equator.

An essential step in all the argument is the condition $p = p(P_c)$, following from (44). If instead the thermal pressure p were (illicitly) allowed to vary so as to balance the pressure $B_z^2/2 = S^2(P_c) = x^2$ exerted by the external toroidal field, then from (50) there would be no discontinuity in B_p at the equator or indeed anywhere along the separatrix.

It is appropriate also to re-emphasize just how crucial to the discussion is the outer domain equatorial boundary condition

$$B_z(x;0) = 0 \quad (62)$$

for $x > 1$; for it is the consequent local equilibrium requirement $S(P_c) > 0$ that implies a poloidal sheet current within the lc along the separatrix, leading to the conditions (50) and (53), with a non-vanishing B_z . It is then clear that a non-zero $p(P_c)$ is required for the balance condition to hold at the neutral point.

6 Model construction

The two basic parameters of a pulsar are clearly the angular velocity and the dipole moment of the neutron star. The spin-down rate of an active pulsar will depend on the strength of the circulating poloidal current. In

the Michel $S(P)$ relation (41), the form with $S' = 2P$ valid near the poles derives from taking the current density flowing along the axis as equivalent to the G-J electron charge density moving with the speed c , a reasonable upper limit, and indeed one that must be closely approached if the electrons are to generate an electron-positron pair plasma near the star (cf. e.g. MS, Section 3). We consider only $S(P)$ relations that behave like the Michel form for small P .

The only other parameter introduced into the theory is the pressure in the dead zone, which we have taken as uniform. Prima facie, there should be a class of possible functions $S(P)$, each fixing the global field function P and simultaneously the separatrix parameter P_c and the limit x_c of the dead zone, with the value of the required dead zone pressure $p(P_c)$ given by (52). Equivalently, a choice of x_c should have an associated class of functions $S(P)$, each fixing the global P , the value of P_c and of $p(P_c)$, and the shape of the separatrix $P(x; z) = P_c$ between the star and x_c . Intuitively, one expects an increase in $p(P_c)$ to correspond to a decrease in x_c :

The functions $P(x; z); S(P)$ are renormalized in terms of the value P_c pertaining to the separatrix and its extension along the equator $z = 0$, extending from the point $x_c < 1$, through the light-cylinder $x = 1$ to 1 :

$$P = P/P_c; \quad S = S/P_c; \quad (63)$$

Although by convention the unnormalized P is negative, the new normalized form P is positive, and S is negative. (From now on the bar will be dropped, all quantities being assumed renormalized.) On the separatrix and its equatorial continuation, the normalized P is unity. The boundary condition at the origin then becomes $P'(1 - P_c)x^2 = (x^2 + z^2)^{3/2}$.

The equation for P is

$$(x^2 - 1)P_{xx} + \frac{(1 + x^2)}{x}P_x + (x^2 - 1)P_{zz} = S \frac{dS}{dP}; \quad (64)$$

Defining the spherical polar coordinates $(r; \theta)$ by $z = r \cos \theta$, $x = r \sin \theta$, it is to be expected that $P = r^n f(\theta)$ as $r \rightarrow 1$, for some power n and function f . Such a homogeneous form is consistent with the equatorial condition $P = 1$ on $\theta = \frac{1}{2}\pi$, only if $n = 0$, giving a radial field. The appropriate boundary condition at infinity is thus $\partial P / \partial r = 0$. For large r , (64) takes the form $x^2 r^{-2} P = S S^0(P)$ which integrates once to require

$$\sin \frac{dP}{d} = S(P) \quad \text{imposing } S(0) = 0. \quad (65)$$

For the Michell field $P = 1 - \cos \theta$ and $S = 2P - P^2$, but a solution consistent with the dipole at the origin has a different function $S(P)$. It follows that the radial field at infinity must differ from the Michell form. It is however found in the next section that the difference is not so great.

6.1 Numerical Method

The function $P(x, z)$ satisfies an elliptic, quasilinear equation with a mixture of Neumann, Dirichlet and Robin boundary conditions. The PDE contains an unknown function $S(P)$ which must be determined by a regularity condition across the singular line $x = 1$. There is a discontinuity in normal derivative across the curve $P = 1$ whose position is unknown a priori. The solution is driven by the dipole of strength $1=P_c$ at the origin. A further numerical difficulty derives from the non-analytic behaviour of the solution near the point $(x_c; 0)$.

The problem is determined by the two parameters P_c and p , but for convenience solutions are sought for fixed P_c and x_c . This reduces the amount by which the curve $P = 1$ requires adjustment during the solution.

Equation (64) is discretised using a finite difference scheme on a rectangular grid $(m, x; n, z)$ for $1 \leq m \leq M$ and $0 \leq n \leq N$, and P_m denotes the sought approximation to P at the grid point. The l.c. is at $m = m_0$, so that $m_0 x = 1$, and the computational domain is $0 < x < x_m$, $0 < z < z_m$ where $x_m = M x$ and $z_m = N z$.

The position of the dead-zone boundary $P = 1$ is marked by its intersections with the grid lines. Away from this boundary and for $m \neq m_0$, second order centred difference approximations are used for P_x , P_{xx} and P_{zz} , regarding $SS^0(P)$ as a known source term. In fact, the dipole at the origin is subtracted out from P before differencing, and the dipole is differentiated analytically.

Equations for $P_{m_0 n}$ and for $P_{m n}$ near the curve $P = 1$ are derived separately as discussed below. The resulting equations are written in a form appropriate for Jacobi iteration. Thus at each iteration new values of $P_{m n}$ are derived from the old values, for given $S(P)$ and position of the curve $P = 1$. Once the new values of $P_{m n}$ are found, values for $SS^0(P)$ are found using

$$SS^0(P_{m_0 n}) = (P_{m_0+1 n} - P_{m_0-1 n}) = x:$$

These values are then interpolated using splines to give the new function $SS^0(P)$, which is integrated to give a new value of $S(1)$. For values of P smaller than those reached along the finite length $0 < z < z_m$ the Michell

solution was used for $S(P)$. The intersection points of the curve $P = 1$ with the grid lines are then updated by requiring the jump in $\int P \, dz$ to be correct. The internal and external values of $\int P \, dz$ are then used on the next iteration when approximating the derivatives at the grid points close to $P = 1$. The point $(x_c; 0)$ is kept fixed during the iteration, and a local balance there requires the system to converge to suitable values of p and $S(1)$.

Assuming a smooth crossing of the lc, $P(x; z)$ is expanded near $x = 1$ as a power series in $(x - 1)$, which is substituted into (64). This gives the results

$$SS^0(P) = 2P_x \quad \text{and} \quad 4P_{xx} + 2P_{zz} = (SS^0)_x \quad (66)$$

on $x = 1$. This latter equation is discretised and used for $m = m_0$ in place of (64). Finally, on the edge of the domain, the conditions $P(0; z) = 0$, $P_z(x; 0) = 0$ for $x < x_c$ while $P(x; 0) = 1$ for $x > x_c$, and $xP_x + zP_z = 0$ on $x = x_m$ and on $z = z_m$ are imposed.

The above equations are solved iteratively. The numerical behaviour is improved using continuation techniques from a nearby solution, and by the use of under-relaxation. As well as the fundamental parameters P_c and x_c , the domain size x_m and z_m and the grid size Δx and Δz affect the numerical solution. These latter values can be varied to ensure the computation is robust.

No difficulties are encountered in the vicinity of the lc nor the dipole. However, when the 'front' $P = 1$ crosses one of the grid points in the course of the iteration some readjustment occurs and the convergence is slower. Similar effects occur in the numerical solution of Stefan problems with a liquid-solid interface.

Solutions are found for some but not all parameter pairs $(P_c; x_c)$. For a fixed value of x_c , the scheme converges only if P_c lies in some interval $P_1(x_c) < P_c < P_2(x_c)$. As $x_c \rightarrow 1$, the values of P_1 and P_2 decrease, and become proportionally closer. If P_c is too small the dead-zone becomes non-convex, bulging towards the lc away from the equator. It is believed that solutions cease to exist once P -lines attempt to cross the lc three times rather than once. If P_c is too large, the curve $P = 1$ reaches the equator at a value of $x < x_c$. Some dead-zone P -lines then cross the equator in the interval $(x_c; 1)$, and are not linked with the star and such solutions are deemed irrelevant.

The left diagram in figure 2 portrays $P(x; z)$ in the limiting case $x_c = 1$ with $P_c = 1.46$, for which it is found $S(1)' = 0.919$. An approximately linear variation with distance from $(1; 0)$ within the dead zone is found, in keeping

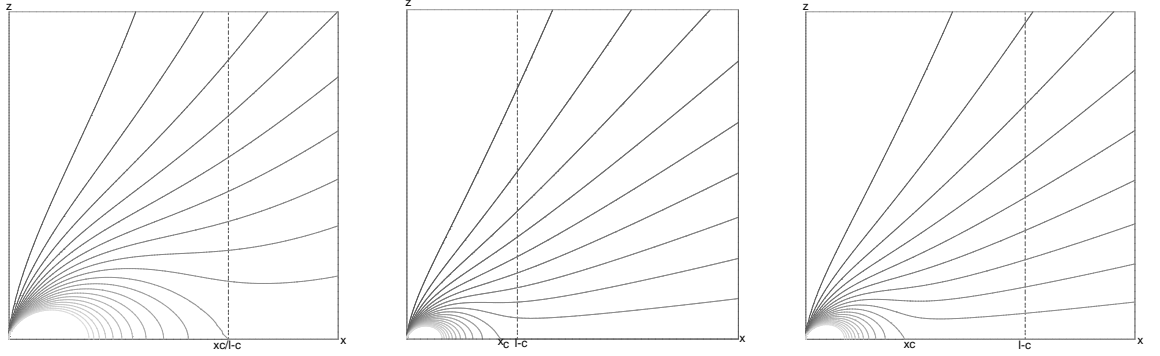


Figure 2: Contours of $P(x; z)$ Left: $x_c = 1$, $P_c = 1.46$; Middle: $x_c = 0.86$, $P_c = 1.65$; Right: $x_c = 0.45$, $P_c = 2.9$.

with (60). With step-lengths $\Delta x = \Delta z = 0.025$, the value of $P(1, x; 0)$ predicts a value of A in (60) in agreement with the theoretical estimate to two significant figures.

Solutions with $x_c < 1$ are similar in appearance, although the local structure around the point $(x_c; 0)$ differs as discussed above. It was not possible to distinguish the predicted separatrix angles 30° of (58.7) and 33° of (60). The centre of figure 2 shows the case $x_c = 0.86$, $P_c = 1.65$ for a larger domain, while the right depicts a case with a weaker dipole $P_c = 2.9$ and smaller dead zone $x_c = 0.45$, with equivalently an increase in the poloidal flux extending to infinity.

The corresponding $S(P)$ variations are plotted in figure 3, along with the quadratic Michel relation. For x_c some distance from the lc $S(P)$ is monotonic and the field on the lc diverges from the equator. As x_c approaches unity, a region of negative $S^0(P)$ develops near $P = 1$, indicating that on the lc P_x becomes negative so that the field is converging towards the equator, although it becomes radial further out. The functional form of $S(P)$ never seems to differ wildly from the Michel solution, but $P(x; z)$ is affected substantially. This supports an observational point made at the outset of this paper, that magnetosphere currents may need very little alteration to achieve a different field configuration, in particular changes in the polar cap radius. Our solutions here correspond to polar caps which are respectively 20% ($x_c = 1$), 30% ($x_c = 0.86$) and 70% ($x_c = 0.45$) greater than the vacuum dipole case conventionally assumed in interpreting pulsar profile widths.

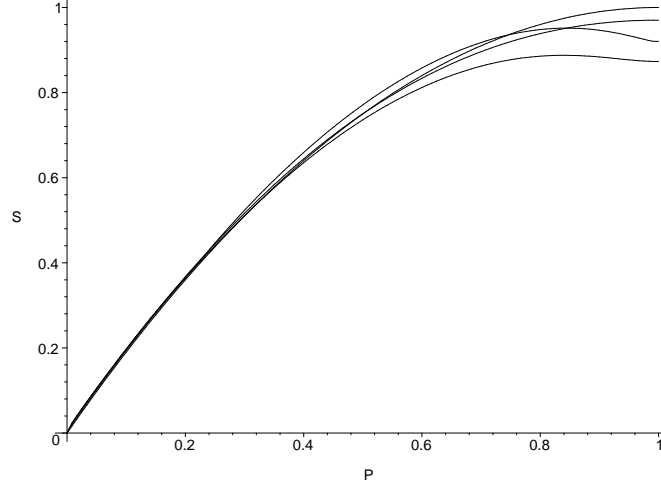


Figure 3: $S(P)$, for the cases in Figure 2. Bottom to top: $x_c = 0.86; 1; 0.45$, Michel.

7 Discussion

7.1 The equatorial boundary condition

After considerable effort we have amended the pioneering study of CKF and constructed a class of models subject in the wind zone to the equatorial boundary condition $B_z = 0$, i.e. with field lines in the wind zone never crossing the equator, as is indeed required by strict application of the ‘perfect conductivity’, dissipation-free condition. It has been emphasized that although the constructed magnetospheric field is force-free nearly everywhere, it is non-force-free in the the pinched equatorial zone where the field changes direction, and also along the separatrix between the wind and dead zones. Also, in general, as found earlier in CKF, the current returns to the star partly as a volume current, and partly as a sheet current along the equator and the separatrix.

By definition, the global force-free field condition describes an electromagnetically dominant system. In non-relativistic MHD, one would associate a poloidal field, drawn out so as to have a predominant x component, rather with a kinetically-dominant system, with the Reynolds stresses at least locally stronger than the Maxwell stresses. Without such an outward pull, an equatorially pinching, quasi-radial field is likely to be unstable

against recurrent reconnection, spontaneously converting into a structure with field lines closing across the equator.

Recall that in the analogous stellar problem (e.g. Mestel and Spruit 1987, Mestel 1999, 2003), it is argued that the Alfvénic surface, on which the magnetic and kinetic energy surfaces are comparable, not only defines precisely the extent of effective corotation, but is also a rough demarcation between the zones with respectively closed and open field lines. Suppose now that in studying the relativistic force-free equation, we consider models with a domain in which some field lines cross the lc and close beyond it. Gas in this domain cannot corotate with the star, but will flow into the equatorial zone. A hypothetical steady state will clearly require that the accumulating gas be able to flow outwards, crossing the field through a macro-resistivity.

The most extreme example will have these field lines approaching the equator normally, so that the equatorial boundary condition $B_x = 0$, holding within the lc, also replaces $B_z = 0$, for some way beyond the lc. However, there is a further significant difference from the non-relativistic problem: a state with the equatorial boundary condition $B_x = 0; B_z \neq 0$ appears to be electromagnetically unstable. If the field is perturbed so that there appear components B_x on the z surfaces of the equatorial sheet, then the Maxwell stresses yield x -components $(E_x E_z + B_x B_z) = 2$; and provided coupling with the rotating magnetic star is maintained, this becomes $(1 - x^2) B_x B_z = 2$. Since $B_z < 0$, when $x > 1$, the force acts to drive the frozen-in gas in the direction of B_x , so increasing the imposed perturbation. The effect is again due to the electric part of the stress, which beyond the lc dominates over the poloidal magnetic field contribution. Thus there may exist steady states, alternative to those studied in this paper, in which the field at the equator is neither parallel nor perpendicular to the plane, but approaches it obliquely, and with the equatorial gas driven out by a combination of electrical and centrifugal force, and crossing the B_z field component via a dynamically-driven macro-resistivity.

Any such change in the equatorial boundary condition will react on the global solution of the force-free equation (cf. the Appendix). In MS (1994), two cases were studied, both subject to the special equatorial condition $B_x = 0$: (a) the MWP dead model, with $S = 0$, extrapolated beyond the lc; and (b) the special live model, with $S = -2P + 2P^2 = P_d$, where P_d is the separatrix bordering the dead and wind zones. Note that in this tentative live model, $S(P_d) = 0$: all of the current returns as volume current, with no current sheet on the separatrix. In both these cases, it was found impossible to construct a solution that was smoothly continuous on the lc, and that

extended to infinity: the solutions became singular at $x = 2$ and $x = 1.4$ respectively (cf Mestel 1999 and 2003, p. 547 and p. 612).

For the second case, it was proposed that there exists near $x = 1.4$ a thin volume domain (taken as cylindrical) in which $E \cdot B \neq 0$. A possible physical reason for the effective resistivity is the MHD instability of a local dominantly toroidal field (e.g. Begelman 1998). *Prima facie*, this allows construction of a solution that is well-behaved at both the LC and infinity. However, it is possible that the failure to find a global solution of the dissipation-free equation might turn out to be just a consequence of the assumed absence of a current sheet on the separatrix. This remains a problem for the future, along with a possible generalization to the cases with oblique approach of the field to the equator. A fully convincing treatment will require study of the gas and current flow in the equatorial zone.

7.2 The inertial terms

The solutions constructed according to the procedure of Section 6 may be regarded as appropriate generalizations of the Michel field, modified by imposition of the dipolar field on the star, with its associated dead zone. The parameters of the problem are assumed to yield the electromagnetic energy density dominating over the kinetic energy density, so that the deviation from force-free conditions is restricted to the thin equatorial domain. As the outflowing gas will be accelerated to high β -values, we need to check that the inertial terms remain small far beyond the LC.

Refer back to the equations (10)–(14). We are interested now in the parameter domain in which the ideal MHD condition (13) remains an adequate approximation to (12), but the non-linear inertial term in (11) may no longer be negligible. We follow the standard treatment of a perfectly conducting, relativistic wind, owing in the presence of the asymptotically radial Michel field and the associated toroidal field (Michel 1969; Goldreich and Julian 1970; Li and Melrose 1994; Mestel 1999, Section 7.9), using the notation of Melatos and Melrose. In addition to the kinematic relation (27), the continuity condition (10) has the steady state integral

$$m n = \quad (67)$$

with m the electron/positron mass, and the equation of motion (11) yields the modified torque and energy integrals

$$\oint B = 4 \pi + \oint U = \oint (P) = 4 \quad (68)$$

and

$$c^2 (1 - \beta^2) U = H(P): \quad (69)$$

(Recall that in this relativistic problem the electric force density $eE = eU - B/c$ is not negligible; however, it contributes to force balance across the field, but not to the integrals (68) and (69).)

For simplicity, we consider just field lines near to the equator, with

$$B_\phi = -\beta^2; \quad (70)$$

where β is a measure of the poloidal flux crossing the l.c. The principal results are the prediction of the asymptotic values

$$U_\phi \rightarrow c; \quad U \rightarrow 0; \quad B \rightarrow -(\beta = c) B_\phi; \quad (71)$$

and

$$R \sim \frac{2}{4} \frac{1}{c^3} \quad \text{for } l=3; \quad (72)$$

The force-free approximation will remain valid as long as the kinetic energy density is small compared with the electromagnetic, i.e.

$$R \ll \frac{nm c^2}{(B^2/4\pi)} \quad (73)$$

Substitution from (67), (70), (71) and (72) yields

$$R \sim \frac{2}{3} \frac{1}{c^2}; \quad (74)$$

The electron density n is written conveniently as the product of a pair-production multiplicity factor M and an estimate for the local Goldreich-Julian density: $n = (M/e)(e)_{GJ} = M (B_p/2ec)$. Substitution of numbers yields

$$R \sim [(10^7 M) (B_{s12} R_{s6}^3 P_1^2)]^{1/3} \quad (75)$$

in terms of a stellar field $B_s = 10^{12} G$, stellar radius $R_s = 10^6$ and pulsar rotation period $P_1 = 1 \text{ sec}$. Thus even with $M = 10^3$, the predicted $R \ll 1$ for the longest periods, so that the basic approximation leading to (21) and therefore the solutions of Section 6 (constructed subject to the crucial equatorial boundary condition $B_z = 0$) appears to remain valid over the whole domain.

The result is a self-consistency check for the present class of model, but also shows up a basic limitation to its applicability to a real pulsar; for

the condition (73) is { not surprisingly { also the condition that the energy flow at infinity be primarily by the Poynting flux rather than the kinetic flux. In fact, the wind flow results are highly model-dependent. Even with the same equatorial boundary condition, the predicted dominantly toroidal field at infinity may be dynamically unstable (e.g. Begelman 1998). Further, experience with other models with non-radial field lines beyond the $1-c$ (M R W W , F M , M S ; Beskin et al 1993) suggests strongly that in an alternative model with field lines approaching the equator obliquely (cf Sub-section 7.1), particles streaming into the equator will have acquired much higher γ -values.

Finally, we emphasize that this paper has been concerned with the conditions for the construction of viable models. In practice, the particle pressure requirements in the equatorial and dead zones may very well put physical limitations on the model parameters { the extent x_c of the dead zone and the associated separatrix P_c .

A C K N O W L E D G E M E N T S The authors wish to thank the referee Professor D B M elrose for helpful suggestions on presentation.

R e f e r e n c e s

- Abramowitz, M ., Stegun, I A ., 1965, (A S), Handbook of Mathematical Functions. Dover, New York
- Begelman, M C ., 1998, ApJ, 493, 291
- Beskin, V S ., Gurevich, A V ., Istomin, Ya. N ., 1993, Physics of the Pulsar Magnetosphere. Cambridge University Press
- Biggs, J D ., McCulloch, P M ., Hamilton, P A ., Manchester, R N ., Lyne, A G ., 1985, MNRAS, 215, 281
- Blackman, E G ., Field, G B . 1993, Phys. Rev. Lett., 71, 3481
- Contopoulos, I., 1995, ApJ, 446, 67
- Contopoulos, I., Kazanas, D ., Fendt, C ., 1999 (CKF), ApJ, 511, 351
- Erdelyi A ., Magnus W ., Oberhettinger F ., Tricomi F G ., 1954, Tables of Integral Transforms. McGraw-Hill, New York
- Fitzpatrick, R ., Melstel, L ., 1988a,b (FM), MNRAS, 232, 277 and 303
- Goldreich, P ., Julian, W H ., 1969 (GJ), ApJ, 157, 869
- Goldreich, P ., Julian, W H ., 1970, ApJ, 160, 971
- Graedts, I S ., Ryzhik, I M ., 1980, (GR), Table of Integrals, Series and Products. Academic Press, New York
- Holloway, N J ., Pryce, M H L ., 1981, MNRAS, 194, 95
- Jeys, H ., Jeys, B S ., 1972, Methods of Mathematical Physics, 3rd Edition (Paperback). Cambridge University Press, Cambridge
- Li, J ., Melrose, D B ., 1994, MNRAS, 270, 687

Lynden-Bell, D ., 1996, *MNRAS*, 279, 389
 Lyne, A G ., Manchester, R N ., 1988, *MNRAS*, 234, 477
 Melatos, A ., Melrose, D B ., 1996, *MNRAS*, 279, 1168
 Mestel, L. 1999, *Stellar Magnetism*. Clarendon Press, Oxford, (Paperback 2003)
 Mestel, L. 2001, *Publications Astronomical Society Australia*, 18, 1
 Mestel, L., Pryce M H L., 1992 (MP), *MNRAS*, 254, 355
 Mestel, L., Shibata S., 1994 (MS), *MNRAS*, 271, 621
 Mestel, L., Spruit. H C ., 1987, *MNRAS*, 226, 57
 Mestel, L., Wang Y.-M ., 1979 (MW), *MNRAS*, 188, 799
 Mestel, L., Robertson, J A ., Wang, Y.-M ., Westfold, K C ., 1985 (MRWW), *MNRAS*, 217, 443
 Michel, F C ., 1969, *ApJ*, 158, 727
 Michel, F C ., 1973a, *ApJ*, 180, L133
 Michel, F C ., 1973b, *ApJ*, 180, 207
 Michel, F C ., 1974, *ApJ*, 192, 713
 Michel, F C ., 1991, *Theory of Neutron Star Magnetospheres*. University of Chicago Press, Chicago
 Rankin, J M . 1993, *ApJ Suppl*, 85, 145
 Scharlemann, E T ., Wagoner, R V ., 1973, *ApJ*, 182, 951
 Shibata, S., Miyazaki, J., Takahara, F ., 1998, *MNRAS*, 295, L53; 2002, *MNRAS*, 336, 233
 Smith, I A ., Michel, F C ., Thacker, P D ., 2001, *MNRAS*, 322, 209
 van Leeuwen, A G J., Kouwenhoven, M L A ., Ramachandran, R ., Rankin, J M ., Stappers, B W ., 2002, *Astr & Ap*, 387, 169
 Vivekanand, M ., Joshi, B C ., 1997, *ApJ*, 477, 431
 Wright, G A E ., Fowler, L A ., 1981, in *IAU Symposium 95 Pulsars*, eds W . Sieber, R. W. Leebinski, Dordrecht: Reidel, 221

Appendix: Fourier methods

The present models

Other studies of the pulsar magnetosphere have written the flux function P as a Fourier integral in z . In the illustrative MMWP model studied in MW and MP, in which the dead zone extends to the z -c, P is written as a Fourier cosine integral, appropriate to a domain with the equatorial boundary condition $B_x / \partial P = \partial z = 0$. In the present paper, with the perfectly conducting wind domain extending from $x_c - 1$ to 1 and so with the equatorial boundary condition $B_z / \partial P = \partial x = 0$, the appropriate form for the normalized P -function in the domain $x_c - x - 1$ is the Fourier sine

integral

$$P = \frac{2}{\pi} \int_0^{Z-1} f(x;k) \sin k z dk; \quad f = \int_0^{Z-1} P \sin k z dz: \quad (76)$$

This is a Fourier representation of the function $P(x;z)$ in the northern hemisphere and $-P(x;z)$ in the southern, with $P(x;0) = 1$. By Fourier's Theorem (e.g. Jezeys and Jezeys (1972)), at the discontinuity on the equator, the Fourier representation (76) should indeed have the value $[(+1) + (-1)]/2 = 0$. However, this representation will exhibit the Gibbs phenomenon, and may make difficult the accurate construction of behaviour near the equator.

It is convenient to introduce also $F(x;k)$ defined by

$$f = \frac{1}{k} + F(x;k): \quad (77)$$

Because of the boundary condition $P = 1$ on $z = 0$, the Fourier cosine transform of $\partial P / \partial z$ is

$$\int_0^{Z-1} \frac{\partial P}{\partial z} \cos k z dz = \int_0^{Z-1} P \sin k z dz = \frac{1}{k} + k F(x;k) = k F(x;k): \quad (78)$$

Likewise, application of the Fourier sine transform to the force-free equation (64) yields

$$(1 - x^2) F'' - \frac{(1 + x^2)}{x} F' - (1 - x^2) k^2 F = -g(x;k); \quad (79)$$

where as usual $F' = F_x$, and

$$g(x;k) = \int_0^{Z-1} S \frac{dS}{dP} \sin k z dz: \quad (80)$$

In general, the integral (80) can be converted into one over P :

$$g(x;k) = \int_1^0 S \frac{dS}{dP} \frac{\sin k z}{(\partial P / \partial z)_x} dP: \quad (81)$$

For a simple illustration, consider the Michel form (41) for $S(P)$, for which (64) has the known solution (40) (again normalized with $P_c = 1$), valid everywhere in the absence of a dead zone (i.e. with $x_c = 0$). We quote the known Fourier transformation (AS, 9.6.25)

$$\int_0^{Z-1} \frac{\cos k z}{(x^2 + z^2)^{1/2}} dz = \frac{1}{2} \frac{k}{x} \frac{K(kx)}{(1 + 1/2)}: \quad (82)$$

Then substitution from (42) into (80) and from (40) into (76) and (77) yields after integration by parts

$$F(x;k) = xK_1(kx); \quad g(x;k) = 2kx^2K_0(kx); \quad (83)$$

whence (79) is seen to be satisfied from the known properties of Bessel functions.

Now return to the problem with a dipolar field on the star and so with a finite dead zone, terminating at the point $(x_c;0)$. It emerges from the computations reported in Section 6 that even with x_c close to unity, the allowed $S(P)$ relations do not differ much from the normalized Michel form

$$S = 2P + P^2; \quad (84)$$

The appearance of the neutral point $(x_c;0)$ appears to be associated rather with the marked deviation from the radial structure for B_p , found as the lc is approached from without. It is of interest to discuss this by application of the Fourier formalism.

Having chosen a constructed model, and adopted the values found for $P(1;z)$ and $P_x(1;z)$, one then moves inwards from $x = 1$, keeping P and P_x continuous, but using the $S(P)$ relation (84). One can write the solution of (79) as

$$F(x;k) = b_k F_{cf} + F_{pi}; \quad (85)$$

where $b_k F_{cf}$ is a complementary function, satisfying (79) with zero r.h.s, and F_{pi} is a particular integral, conveniently constructed to satisfy $F_{pi}(1;k) = 0$. As in the M M W P problem, F_{cf} is started off from $x = 1$ by the non-singular series

$$F_{cf} = 1 + \frac{k^2}{4}(1-x)^2 + \frac{k^2}{36}(1-x)^3 + \dots; \quad (86)$$

and is then continued inwards numerically. (Note that the function F_{cf} for given k will remain unchanged during the whole operation.)

With $g(x;k)$ prescribed and F_{cf} known, the particular integral is given by

$$F_{pi} = F_{cf} \int_x^1 dx \frac{x}{(1+x)F_{cf}^2} \left(\int_1^x [g(v)F_{cf}(v)-v]dv \right); \quad (87)$$

Near the lc, F_{pi} is best computed from the series

$$F_{pi} = \frac{g(1;k)}{2}(1-x) + \frac{g^0(1;k)}{8}(1-x)^2 + \dots; \quad (88)$$

found simply from (79) and its first derivative.

With the particular choice for the P.I., $F(1;k) = b_k F_{cf}(1;k) + F_{pi}(1;k) = b_k$, so b_k is fixed for given $S(P)$ from the previously constructed solution for $x > 1$. For the present problem, from the given values of P on the l-c, continuity of F_x and so of P_x is ensured by the construction of F_{pi} . Numerical continuation of F_{pi} from (87) will depend on substitution into g of the values for P emerging from the inward integration.

The model with $x_c = .86$ was chosen for study. The inward integration is to be halted when a value $x = x_c$ is reached for which, using (78) together with (85),

$$\begin{aligned} 0 &= (x_c=2)B_x(x_c; 0) = (-2) \frac{\partial P}{\partial z} \Big|_{z=0} = \int_0^{Z_1} k F(x_c; k) dk \quad (89) \\ &= \int_0^{Z_1} [k b_k F_{cf}(x_c; k) + k F_{pi}(x_c; k)] dk \\ &= \int_0^{Z_1} k [F(1; k) F_{cf}(x_c; k) + F_{pi}(x_c; k)] dk: \quad (90) \end{aligned}$$

However, the numerical work yielded only partially satisfactory results. The preliminary integrations confirmed that the complementary function dominates { i.e., the solution is indeed determined primarily by the distribution of P on the l-c } but the predicted value for x_c was .82. Attempts to bring x_c closer to the value .86 found in the global integration of Section 6 by including higher k -values led to oscillating or unstable back transforms. We conclude that in a problem with the boundary condition $P_x(x; 0) = 0$, requiring the Fourier sine integral (76), but with $P(x; 0) = 1$, the method is in general inappropriate for study of the field structure near the equator.

The equatorial boundary condition $B_x = 0$

For the models of this paper, recall that in the inner domain, the dead zone terminates within the l-c at the point N with coordinates $(x_c; 0)$ with $x_c < 1$. Within the dead zone the field lines cross the equator normally, so that $\partial P / \partial z = 0$ for $x < x_c, z = 0$; whereas the condition that the wind zone be perfectly conducting enforces a fully open field crossing the l-c, so that $\partial P / \partial x = 0$ for $x > x_c, z = 0$. This in turn yields a non-zero S both at the outer domain equator and on its continuation as the separatrix P_c between the wind and dead zones, so that much of the current returns to the star as a sheet. Simultaneously, the conditions of equilibrium require a gas pressure both at the equator beyond x_c and within the dead zone.

In the somewhat more complicated model of M S there is again a force-free domain extending beyond the l-c, but now the boundary condition

$\partial P = \partial z / B_x(x;0) = 0$ is supposed to hold in the outer domain $x > 1$ also. This is the appropriate approximation if e.g. a strong dynamically-driven macro-resistivity, allows the radial wind flow along the equator to cross the field lines. As in MW and MP, the solution for P can now be written as a Fourier cosine integral. The constraint (18) still holds away from the equator, but a local departure from torque-free conditions, associated with the flow of gas within the equatorial zone, allows $S(P)$ to vary along the equator. Further, with $B_x(x;0) = 0$, the arguments in Section 3 requiring a non-zero S at the equator and so along the separatrix between the wind and dead zones no longer hold. It is tentatively postulated that the current closure condition can now be satisfied by the simple choice $S(P_c) = 0$, allowing $S(P)$ to go to zero continuously, without there needing to be a sheet current along P_c . There is no pinched, high pressure equatorial sheet, nor is there a mandatory introduction of pressure into the dead zone.

However, as noted in Section 7, these simplifications come at a price: for the case studied, with no current sheet on the separatrix, and with the equatorial boundary condition $\partial P = \partial z / B_x = 0$ holding everywhere, a solution that is well behaved and continuous at the lc blows up before it can reach infinity. In MP, it is shown that imposition of smooth continuity at the lc yields a singularity in the solution at less than two lc radii. Equivalently, one can apply standard asymptotic theory to the Fourier integral, demanding that the Fourier transform behave properly at infinity; there then appears an incompatibility of sign between solutions within and without the lc (Mestel 2001). Resolution of the dilemma may be as suggested in MP, with local breakdown in the simple plasma condition $E \cdot B = 0$, not only on the equator, but also in a thin, dissipative volume domain, idealized as a cylindrical shell symmetric about the rotation axis. Further work is needed to test whether instead, relaxation of the condition $S(P_c) = 0$ will allow construction of a global solution of (64) subject to the condition $B_x(x;0) = 0$.