

# Does regenerated emission change the high-energy signal from gamma-ray burst afterglows?

Shin'ichiro Ando<sup>?</sup>

Department of Physics, School of Science, The University of Tokyo, 7-3-1 Hongo, Bunkyo-ku, Tokyo 113-0033, Japan

Submitted 9 June 2004; accepted 8 July 2004

## ABSTRACT

We study regenerated high-energy emission from the gamma-ray burst (GRB) afterglows, and compare its flux with the direct component from the same afterglow. When the intrinsic emission spectrum extends to TeV region, these very high-energy photons are significantly absorbed by the cosmic infrared background (CIB) radiation field, creating electron/positron pairs; since these pairs are highly energetic, they can scatter the cosmic microwave background radiation up to GeV energies, which may change the intrinsic afterglow light curve in the GeV region. Using the theoretical modeling given in literature and the reasonable choice of relevant parameters, we calculate the expected light curve due to the regeneration mechanism. As the result, we find that the regenerated emission could only slightly change the original light curve, even if we take a rather large value for the CIB density, independently of the density profile of surrounding medium, i.e., constant or wind-like profile. This ensures us the reliable estimation of the intrinsic GRB parameters when the high-energy observation is accessible, regardless of a large amount of uncertainty concerning the CIB density as well as extragalactic magnetic field strength.

**Key words:** gamma-rays:bursts { diffuse radiation { magnetic fields.

## 1 INTRODUCTION

Gamma-ray bursts (GRBs) are known to be highly energetic astrophysical objects located at cosmological distance. Accumulated data of many GRBs strongly support relativistic reball scenario, in which  $\gamma$ -rays up to MeV are attributed to internal shocks due to collisions between reball shells, while their transient component, afterglow, from radio to X-rays is attributed to external shocks due to the interaction of the reball with external medium. In addition to such signals, very high-energy photons that range from a few tens of MeV to GeV have been detected (Hurley et al. 1994), and further the detection of an excess of TeV photons from GRB 970417a has been claimed with a chance probability  $1.5 \times 10^{-3}$  (Atkins et al. 2000). Although the statistics of these high-energy signals are not sufficient yet, planned future satellites or detectors will promisingly enable us to discuss high-energy emission mechanisms of GRBs.

Several emission mechanisms of GeV–TeV photons are proposed, such as synchrotron self-inverse Compton (IC) emission of the electrons (Meszaros, Rees & Papathanassiou 1994; Waxman 1997; Panaitescu & Meszaros 1998; Wei & Lu 1998, 2000; Demer, Bottcher & Chiang 2000a; Demer, Chiang & Mitman 2000b; Panaitescu & Kumar 2000;

Sari & Esin 2001; Zhang & Meszaros 2001) and the proton-synchrotron emission (Vietri 1997; Bottcher & Demer 1998; Totani 1998), as well as some other hadron-related emission components (Bottcher & Demer 1998). These mechanisms could be valid for internal shocks, external forward shocks, or external reverse shocks of GRBs.

Regardless of the emission mechanism, high-energy photons above 100 GeV are expected to be attenuated via the  $\gamma\gamma \rightarrow e^+e^-$  process. Target photons with which the initial high-energy photons interact are the GRB emission itself or the cosmic infrared background (CIB). As for the latter, it is suggested that such very high-energy photons may largely be absorbed during its propagation, if the GRB location is sufficiently cosmological as  $z \gtrsim 1$  (Stecker, Jager & Salam 1992; MacMinn & Primack 1996; Madau & Phinney 1996; Malenka & Stecker 1998; Salam & Stecker 1998). Therefore, the detection of TeV photons from cosmological GRBs will be very difficult. However, since created electron/positron pairs due to the interaction with CIB photons are very energetic, they can IC scatter on the most numerous cosmic microwave background (CMB) photons, giving rise to a delayed secondary MeV–GeV emission (Pala 1995; Cheng & Cheng 1996; Dai & Lu 2002; Wang et al. 2004; Razzaque, Meszaros & Zhang 2004). These regenerated emissions would, therefore, be indirect evidence of the intrinsic TeV emission as well as a probe of the CIB radia-

<sup>?</sup> E-mail: ando@utap.phys.s.u-tokyo.ac.jp

tion field, which is not satisfactorily constrained. It has been argued that the internal shocks (Dai & Lu 2002; Razzaque et al. 2004) as well as the prompt phase of the external shocks (Wang et al. 2004) are possibly responsible for these delayed MeV (GeV) emission, and it would be distinguishable from a different delayed GeV component due to the direct IC emission from the afterglow.

Future detection of the direct MeV (GeV) emission predicted from the afterglow, would be a probe of an emission mechanism of the high-energy region as well as physical parameters of the reball. However, the primary emission is possibly modified when we consider the regenerated light due to an absorption of TeV photons by CIB, and estimating its flux is a nontrivial problem; if the regenerated light significantly changes the high-energy emission profile, it gives a quite large amount of uncertainty on the GRB physics since the CIB background as well as extragalactic magnetic field strength, both of which are not satisfactorily constrained yet, alters the expected signal. In this paper, therefore, we investigate the effects of the delayed emission on the primary afterglow light curve in the GeV range; as a source of the regenerated GeV emission, we consider an afterglow phase itself, which is well described by an external shock model, while the other phases have already been investigated in several papers (Dai & Lu 2002; Wang et al. 2004; Razzaque et al. 2004). Among several mechanisms that predict an afterglow spectrum extending to TeV range, we adopt the IC scattering of the synchrotron photons and follow the formulation given by Zhang & Meszaros (2001) and Sari & Esin (2001); this is because the high-energy emission up to TeV region is most likely realized due to the IC mechanism (Zhang & Meszaros 2001), and the required values for relevant parameters appear to be realized in many GRBs (Panaitescu & Kumar 2002). We show that the regenerated GeV emission, due to the TeV absorption and following CMB scattering, can only slightly changes the detected signals. Therefore, we conclude that the GeV light curves obtained by the future detectors such as the Gamma-Ray Large Area Space Telescope (GLAST) surely give us intrinsic information concerning the GRB reball, not affected by the uncertainty of the CIB as well as the extragalactic magnetic fields.

This paper is organized as follows. In §2, we briefly summarize the formulation of the prompt high-energy emission given in literature, and then in §3, we describe the regeneration mechanism from the prompt high-energy emission and give formulation for that. The result of the numerical calculation using a reasonable parameter set is presented in §4, and finally, we discuss that result and give conclusions in §5.

## 2 HIGH-ENERGY RADIATION FROM AFTERGLOW S

As for evolution of the reball and radiation spectrum, we follow the formulation given in Zhang & Meszaros (2001) and Sari & Esin (2001), and refer the reader to the literature for a detailed discussion; here we briefly summarize necessary information.

The spectrum of the afterglow synchrotron emission (Sari, Piran & Narayan 1998) has breaks at several fre-

quencies, i.e., the self-absorption frequency  $\nu_a$ , injection frequency  $\nu_m$  corresponding to the minimum electron Lorentz factor  $\gamma_m$ , cooling frequency  $\nu_c$  corresponding to the electron Lorentz factor  $\gamma_c$  for which the radiative timescale equals the dynamical time, and cutoff frequency  $\nu_u$  corresponding to  $\gamma_u$  above which electrons cannot be accelerated. Break frequencies relevant for this study and peak flux are given by

$$\nu_m = 2.9 \times 10^{16} \text{ Hz } z^2 \epsilon_B^{-1/2} E_{52}^{1/2} t_h^{3/2} (1+z)^{1/2}; \quad (1)$$

$$\nu_c = 3.1 \times 10^{13} \text{ Hz } (1+Y_e)^{-2} \epsilon_B^{3/2} E_{52}^{1/2} n^{-1} t_h^{1/2} (1+z)^{-1/2}; \quad (2)$$

$$\nu_u = 2.3 \times 10^{22} \text{ Hz } (1+Y_e)^{-1} E_{52}^{1/8} n^{1/8} t_h^{3/8} (1+z)^{5/8}; \quad (3)$$

$$F_{\nu_{\text{max}}} = 29 \text{ mJy } \epsilon_B^{-1/2} E_{52}^{1/2} n^{1/2} D_{L,28}^2 (1+z); \quad (4)$$

where  $z$  is the redshift of the GRB,  $E_{52}$  is the reball energy per unit solid angle in units of  $10^{52} \text{ ergs sr}^{-1}$ ,  $n$  the external medium density in units of  $\text{cm}^{-3}$ ,  $\epsilon_e$  and  $\epsilon_B$  represent the fraction of the kinetic energy going to the electrons and magnetic fields, respectively,  $t_h$  is the observer time measured in hours, and  $D_{L,28}$  is the burst luminosity distance measured in units of  $10^{28} \text{ cm}$ . The Compton parameter  $Y_e$  is given as a ratio between the luminosities due to IC and synchrotron radiation, and can be represented by  $Y_e = L_{\text{IC}}/L_{\text{syn}} = [1 + (1 + 4 \epsilon_e \epsilon_B)^{-1/2}]^{-2}$ , where  $\epsilon_e = m \ln[(\gamma_m/\gamma_c)^2]$  with  $p$  representing the spectral index of injected electrons (Panaitescu & Kumar 2000; Sari & Esin 2001).

The IC spectrum due to the scattering on the synchrotron seed photons can be very hard if the Compton parameter  $Y_e$  is sufficiently large. The typical break frequencies that characterize the IC spectrum are  $\nu_m^{\text{IC}}$ ,  $\nu_c^{\text{IC}}$  and  $\nu_u^{\text{IC}}$ . The cutoff frequency in the IC component is defined by  $\nu_u^{\text{IC}} = m \ln[(\gamma_u/\gamma_K)^2]$ , where  $\gamma_K$  is the Klein-Nishina limit, above which the IC cross section is suppressed. Sari & Esin (2001) explicitly gave analytic expressions for the IC spectrum, and they pointed out that the power-law approximation is no longer accurate at high-frequency region, on which we focus in this paper. Therefore, we use their analytic expressions shown in Appendix A of Sari & Esin (2001), on the contrary to Zhang & Meszaros (2001), in which the authors used an power-law expression for simplicity. High-energy photons reaching to TeV due to the IC scatterings are absorbed by the soft photons in the reball and create the electron/positron pairs. We follow the treatment of Zhang & Meszaros (2001) for this intrinsic absorption (see also, Lithwick & Sari 2001; Coppi & Blandford 1990; Bottcher & Schlickeiser 1997; Demer et al. 2000b).

Until this point, we described the emission property in the case that the density profile of surrounding matter is uniform, i.e.,  $n$  does not depend on the radius. We also consider the case of the wind density profile, which is possibly the case because the GRB progenitors can eject envelope as a stellar wind; assuming a constant speed of the wind, the density profile becomes  $n(r) = Ar^{-2}$ , where  $A$  is a constant independent of radius  $r$ . We normalize this constant  $A$  as  $A = 3.0 \times 10^{35} A_{-1} \text{ cm}^{-1}$  where  $A_{-1} = (M = 10^5 M_\odot \text{ yr}^{-1}) / (v = 10^3 \text{ km s}^{-1})$  as in Chevalier & Li (2000) for a Wolf-Rayet star. The relevant frequencies and

the peak flux are then be represented by

$$\mu_m = 2.8 \cdot 10^{16} \text{ Hz } \frac{2}{E_B} E_{52}^{1=2} t_h^{1=2} (1+z)^{1=2}; \quad (5)$$

$$\mu_c = 2.4 \cdot 10^{11} \text{ Hz } (1+Y_e)^{-2} E_{52}^{3=2} A^{-1=2} t_h^{1=2} (1+z)^{3=2}; \quad (6)$$

$$\mu_u = 1.3 \cdot 10^{22} \text{ Hz } (1+Y_e)^{-1} E_{52}^{1=4} A^{-1=4} t_h^{1=4} (1+z)^{3=4}; \quad (7)$$

$$F_{\text{max}} = 0.33 \text{ Jy } \frac{1=2}{E_B} E_{52}^{1=2} A^{-1=2} D_{L,28}^2 (1+z)^{3=2}; \quad (8)$$

following the discussion given in Zhang & Meszaros (2001), which is applied to the case of wind profile. Both the synchrotron and IC spectra at some fixed time are obtained by using the same procedure already given above, but the time evolution of these spectra changes since the dynamics of an expanding jet differs from the case of constant medium. Although we do not give full representation of the spectral evolution, the reader is referred to Panaitescu & Kumar (2000) for analytic treatment including the wind-like structure.

### 3 INTERACTION WITH COSMIC INFRARED BACKGROUND AND REGENERATED HIGH-ENERGY EMISSION

For typical GRB locations at redshift  $z = 1$ , Salamon & Stecker (1998) indicated that the optical depth due to the CIB radiation field reaches 10 when the energy of prompt emission is higher than 300 GeV. We assume that the electron and positron of the  $e^+e^-$  pair share 1/2 the photon energy, i.e.,  $\epsilon_e = 2m_e$ . With this assumption, the created electron/positron spectrum can be described by

$$\frac{d^2 N_e}{dt_p d\epsilon_e} = 2 \frac{d}{d\epsilon_e} \frac{F(t_p; \epsilon_e)}{h_e} = \frac{2}{h_e} F(t_p; 2m_e); \quad (9)$$

where  $h_e = h$ ,  $t_p$  represents the observed time of the prompt emission provided that there is no absorption by the CIB, and  $F$  is the flux of prompt photons including the intrinsic absorption. Following the result of Salamon & Stecker (1998), we assume that the high-energy photons with  $\epsilon_e > 300 \text{ GeV}$  are completely attenuated, creating  $e^+e^-$  pairs with  $\epsilon_e > 3 \cdot 10^5$ . The pair creations typically occur at the distance  $R_{\text{pair}} = (0.26 \tau_{\text{NIR}})^{-1/2} \cdot 5.8 \cdot 10^{24} \text{ cm}^3 (\text{NIR}=1 \text{ cm}^3)^{-1/2}$ , where  $\text{NIR}$  is the CIB number density; this length scale is much less than the distance from the observer to the GRB,  $D_L$ , and hence, the attenuation of the primary photons can be regarded as quite local phenomenon.

The secondary electron/positron pairs then IC scatter the CMB photons up to GeV energy scale, and pairs cool on a timescale  $t_{\text{IC}} = 3m_e c^2 (4 \epsilon_e \tau_{\text{CMB}}(z))^{-1/2} \cdot 10^{13} (\epsilon_e=10^6)^{-1/2} (1+z)^{-1/2} \text{ s}$  in the local rest frame, where  $\tau_{\text{CMB}}(z)$  represents the CMB energy density at redshift  $z$ . The IC spectrum from an electron (positron) with the Lorentz factor  $\gamma_e$ , scattering on a CMB photon whose energy is  $\epsilon_{\text{CMB}}$ ,  $d^3 N = d_{\text{CMB}} dt_{\text{d}}^0 dE$ , is explicitly given by Blumenthal & Gould (1970) to be

$$\frac{d^3 N}{d_{\text{CMB}} dt_{\text{d}}^0 dE} = \frac{r_0^2 c n_{\text{CMB}}(\epsilon_{\text{CMB}}; z)}{2 \epsilon_e^2} \frac{2E}{\epsilon_{\text{CMB}}} \ln \frac{E}{4 \epsilon_e^2 \epsilon_{\text{CMB}}} + E + 4 \frac{2}{\epsilon_e^2 \epsilon_{\text{CMB}}} \frac{E^2}{2 \epsilon_e^2 \epsilon_{\text{CMB}}}; \quad (10)$$

where  $n_{\text{CMB}}(\epsilon_{\text{CMB}}; z)$  is the number spectrum of the CMB at redshift  $z$ ,  $t_{\text{d}}^0$  represents the time of the delayed emission in the local rest frame, measured from the onset of the  $e^+e^-$  pair generation, and  $E$  the energy of the delayed  $\gamma$ -ray. Since the observed time of the delayed emission  $t$  can be represented by  $t = t_p + t_d$ , where  $t_d$  is the observed time of the delayed emission measured from the pair generation, the flux of the regenerated  $\gamma$ -ray is obtained by

$$F(t; E) = \int_0^Z dt_p \int_{t_d=t-t_p}^Z \frac{d^3 N_{\text{delayed IC}}}{dt_p dt_d dE}; \quad (11)$$

where

$$\frac{d^3 N_{\text{delayed IC}}}{dt_p dt_d dE} = \frac{Z}{d_{\text{CMB}}} \frac{Z}{d_e} \frac{d^2 N_e}{dt_p d\epsilon_e} \frac{d^3 N}{d_{\text{CMB}} dt_{\text{d}}^0 dE} t_{\text{IC}}(\epsilon_e) \frac{e^{t_d=t-t_p}}{t(\epsilon_e)}; \quad (12)$$

which can be calculated with the previously evaluated spectra (eqs. [9] and [10]). Here, the lower bound of the integration over  $\epsilon_e$  is  $\max[3 \cdot 10^5; (E = \epsilon_{\text{CMB}})^{1=2}=2]$ . In equation (12),  $(d^3 N = d_{\text{CMB}} dt_{\text{d}}^0 dE) t_{\text{IC}}$  shows a total number of the IC photons per unit CMB energy per unit IC photon energy, emitted until the parent electron with  $\epsilon_e$  cools. The last part of the same equation  $e^{t_d=t-t_p}$  represents the time profile of the delayed  $\gamma$ -ray emission, and  $t(\epsilon_e)$  is the typical observed duration of the IC photons from the electron (positron) with Lorentz factor  $\gamma_e$ . The typical timescale of the delayed emission measured in the observer frame is given by  $t(\epsilon_e) = \max(t_{\text{IC}}; t_A; t_B)$ , where  $t_{\text{IC}} = (1+z)t_{\text{IC}} = 2 \frac{2}{\epsilon_e}$  is the IC cooling time;  $t_A = (1+z)R_{\text{pair}} = 2 \frac{2}{\epsilon_e} c$  is the angular spreading time; and  $t_B = (1+z)t_{\text{IC}} \frac{2}{B_{\text{IG}}}=2$  is the delay time due to magnetic deflection. The deflection angle  $\theta_B$  is given by  $\theta_B = 1.3 \cdot 10^{-5} (\epsilon_e=10^6)^{-1/2} B_{\text{IG}}^{-1/2}$ , where  $B_{\text{IG}}/20$  represents the extragalactic magnetic field strength in units of  $10^{-20} \text{ G}$ .

### 4 RESULTS

We calculated the expected high-energy signal in the GeV range due to the prompt and regenerated afterglow emissions using equation (11) as well as the formulation given by Zhang & Meszaros (2001) and Sari & Esin (2001). In the following discussion, we fix several relevant parameters used in our calculation as follows:  $E_{52} = 10$ ;  $n = 1$ ;  $A = 1$ ;  $z = 1$ , and  $B_{\text{IG}}/20 = 1$ .

As for the parameters  $\epsilon_e$  and  $\epsilon_B$ , we first fix them at 0.5 and 0.01, respectively. Figure 1(a) shows a  $\nu^{-2} F_{\text{d}}$  as a function of observed time  $t$ , where  $h_1 = 400 \text{ MeV}$  and  $h_2 = 200 \text{ GeV}$ ; the lower three curves represent the fluence of the regenerated emission in the case of  $\text{NIR} = 1$  (dashed curve), 0.1 (solid curve), and  $0.01 \text{ cm}^{-3}$  (dot-dashed curve). Total fluence from the prompt and delayed afterglow components are shown as upper three (almost degenerate) curves using the same line type according to the CIB density. The fluence threshold for the GLAST satellite is roughly  $4 \cdot 10^{-7} (t=10^5 \text{ s})^{1=2} \text{ ergs cm}^{-2}$  for a long integration time regime (exposure time  $t \geq 10^5 \text{ s}$ ) and  $4 \cdot 10^{-7} \text{ ergs cm}^{-2}$  for a short integration time, following the criterion that at least 5 photons are collected (Gehrels & Michelson 1999;

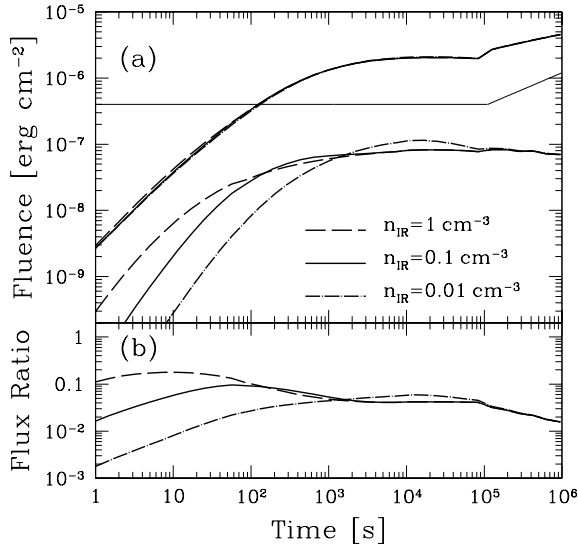


Figure 1. (a) Fluence  $\int_{400 \text{ MeV}}^{200 \text{ GeV}} F dt$  as a function of observed time  $t$ , integrated over 400 MeV to 200 GeV. Lower three curves show the fluence of the regenerated emission in the case of  $n_{\text{IR}} = 1$  (dashed curve), 0.1 (solid curve), and 0.01 cm $^{-3}$  (dot-dashed curve). Upper three (almost degenerate) curves show the total fluence. The values for the relevant parameters are:  $E_{52} = 10$ ;  $n = 1$ ;  $\epsilon_e = 0.5$ ;  $\epsilon_B = 0.01$ ;  $z = 1$ , and  $B_{\text{IG}, 20} = 1$ . The sensitivity curve of the GLAST satellite is also shown. (b) Flux ratio of the delayed and prompt afterglow emission, integrated over the same energy range.

Zhang & Meszaros 2001); this sensitivity curve is also plotted in the same figure as a thin solid line.

Figure 1 (b) shows a ratio of the regenerated and prompt flux integrated over the same energy range. From these figures, it is found that the contribution from the regenerated GeV emission due to the absorption by the CIB photons peaks around  $10^4$  s after the onset of the afterglow, according to the CIB density. This is because the time delay occurs mainly by the angular spreading at the location of the absorption,  $t_A \propto n_{\text{IR}}^{-1}$ . The regenerated emission is expected to only slightly change the afterglow light curve even when we adopt a rather large value of  $n_{\text{IR}}$ ; for  $n_{\text{IR}} = 1 \text{ cm}^{-3}$ , its contribution reaches 20% of the prompt emission around 10 s, but the total fluence around that time is far below the detection threshold.

By fixing  $n_{\text{IR}}$  to be 0.1 cm $^{-3}$ , we then investigated the dependence of the GeV light-curve on  $\epsilon_e$  and  $\epsilon_B$ ; the result is shown in figure 2. Curves in figure 2 (a) indicate the total fluence evaluated using various sets of  $(\epsilon_e, \epsilon_B)$ , and the ratio of regenerated and prompt emission is shown in figure 2 (b). As we expect, rather large values of  $\epsilon_e$  are favourable for possible detection by the GLAST, because they make the spectrum extend to high-energy region owing to the IC scattering. In the case of the small  $\epsilon_e$ , on the other hand, the flux in the GeV region is not as strong as the case of large  $\epsilon_e$ , as already discussed in several past papers (e.g., Zhang & Meszaros 2001). Regardless of the detectability of the total emission, it is easily found that the regenerated emission is

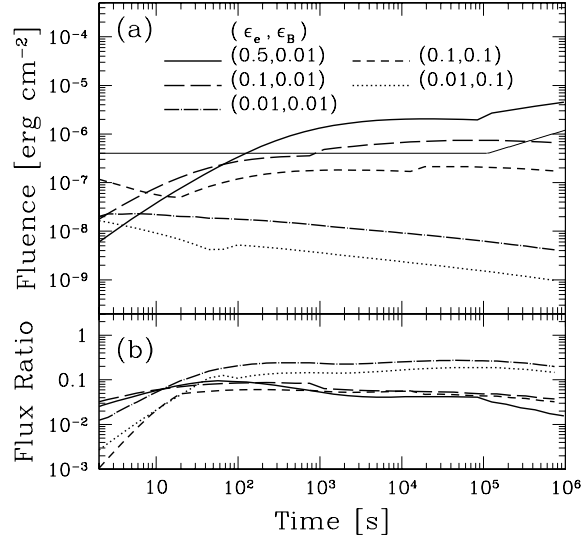


Figure 2. The same as figure 1, but for various sets of  $(\epsilon_e, \epsilon_B)$  with fixed value of  $n_{\text{IR}} = 0.1 \text{ cm}^{-3}$ . Total fluence alone is shown in the upper panel (a).

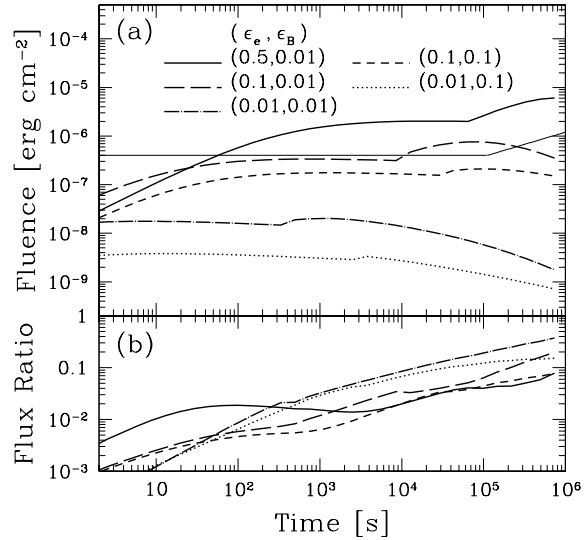


Figure 3. The same as figure 2, but for the wind-like profile of surrounding medium with  $A = 1$ .

very weak compared with the prompt one, at most 30% if the value of  $\epsilon_B$  is large, as shown in figure 2 (b).

The result of the same calculation is shown for the case of wind-like profile of surrounding matter,  $n(r) \propto r^{-2}$ , in figure 3 for various values of  $(\epsilon_e, \epsilon_B)$ ; other parameters are the same as figure 2 except for  $A = 1$ . We can confirm that the GeV light-curves as well as their parameter dependence are basically similar to the case of constant density profile. The fraction of the regenerated flux to the prompt one shown in figure 3, on the other hand, behaves somewhat differently;

it increases as the time pasts. However, it reaches only less than 40% at  $10^6$  s after the onset of the afterglow, after which the detection threshold for the  $\nu$ ence glows as  $t^{1-2}$  and the detection itself becomes more and more difficult. Furthermore, favourable model with large  $\epsilon_e$  gives smaller contribution from the regenerated emission than the models with small  $\epsilon_e$ , which is not favoured from the viewpoint of detectability. In consequence, the regenerated emission gives only very slight correction to the prompt afterglow emission in the GeV region, and further, it is found that this characteristic is considerably independent of the relevant parameters such as  $n_{\text{IR}}$ ,  $\epsilon_e$ , and  $B$  as well as the density profile of the surrounding medium.

## 5 DISCUSSION AND CONCLUSIONS

In recent years, it is suggested that the delayed GeV emission, due to the absorption of the TeV photons by the CIB radiation field and the following IC scattering on the CMB photons, may be detected by the future high-energy detectors such as the GLAST. As a source of the original TeV emissions, the internal shocks (Dai & Lu 2002; Razzaque et al. 2004) as well as the initial phase of the external shocks (Wang et al. 2004) have been considered. These authors claim that the delayed emission due to the regeneration process during propagation can be distinguished from the direct GeV component due to the IC emission in the afterglow phase.

The emission from the afterglows is also expected to extend to TeV region with reasonable choices of relevant parameters, and then the afterglow phase itself can also be a source of the regenerated emission. Since an estimation of this regenerated emission has not been performed yet, and further, whether its intensity is above the detection threshold is nontrivial question, we investigated in this paper the evolution of the regenerated light from the afterglows, and discussed its detectability. As an original high-energy emission model that extends to TeV region, we have used the modeling of the synchrotron self-IC mechanism by Zhang & Meszaros (2001) and Sari & Esin (2001), and also used reasonable choices of relevant parameters.

As the result of calculation using formalism summarized in §3 and the constant density profile as well as  $\epsilon_e = 0.5$  and  $B = 0.01$ , we found that the contribution of the regeneration of GeV photons could give a correction at most

20% even if rather large value for the CIB density ( $n_{\text{IR}} = 1 \text{ cm}^{-3}$ ) is used as shown in figure 1. Although the CIB density around  $z = 1$  is unknown, observations suggest that the local CIB flux at 2.2 m is of the order of  $10 \text{ nW m}^{-2} \text{ sr}^{-1}$  (Wright & Johnson; Wright & Johnson; Wright 2004), which corresponds to  $n_{\text{IR}} = 0.45 \times 10^{-2} \text{ cm}^{-3}$ . Theoretical model by Salamon & Stecker (1998) indicates that the comoving density of the CIB photons does not change largely (i.e., less than factor of 3) from  $z = 1$  to 0, and therefore the proper density of the CIB might be estimated to be around  $0.1 \text{ cm}^{-3}$ , although there remains a fair amount of ambiguity. Our calculation suggests that even if we take a fairly large value for the CIB density, the regenerated emission cannot change the shape of the intrinsic light curve, and further, its intensity is far below the detection threshold of the GLAST satellite.

In addition to the cosmic CIB density, extragalactic magnetic field strength may affect the results of our calculation via the value of  $t_B$  appearing in equation (12) if it is larger than  $10^{20} \text{ G}$  that we used throughout the above discussions. The strength of extragalactic magnetic fields has not been determined thus far. Faraday rotation measures imply an upper limit of  $10^9 \text{ G}$  for a field with 1 Mpc correlation length (see Kronberg 1994 for a review). Other methods were proposed to probe fields in the range  $10^{10}$  to  $10^{21} \text{ G}$  (Lee, O’Linto & Sigl 1995; Pлага 1995; Guetta & Granot 2003). To interpret the observed microgauss magnetic fields in galaxies and X-ray clusters, the seed fields required in dynamo theories could be as low as  $10^{20} \text{ G}$  (Kulsrud et al. 1997; Kulsrud 1999). Theoretical calculations of primordial magnetic fields show that these fields could be of order  $10^{20} \text{ G}$  or even as low as  $10^{29} \text{ G}$ , generated during the cosmological QCD or electroweak phase transition, respectively (Sigl, O’Linto & Jedamzik 1997). Hence, although we used the value of  $10^{20} \text{ G}$  as the extragalactic magnetic field strength, it is accompanied by a quite large amount of uncertainty and it may affect the results given above. From figure 1, it is found that when  $B_{\text{IG}} = 10^{20} \text{ G}$ , the time delay of the regenerated emission is mainly dominated by angular spreading, i.e.,  $t = t_A$ , because the delayed component changes according to the CIB density  $n_{\text{IR}}$ . For further smaller values of  $B_{\text{IG}}$  than  $10^{20} \text{ G}$ , therefore, our conclusion does not change. On the other hand, if its value is sufficiently large such that the condition  $t_B > t_A$  is satisfied for the majority of possible  $\epsilon_e$ , it further suppresses the regenerated emission since its flux is inversely proportional to  $t_B$  as clearly shown in equation (12). In consequence, even if the value of extragalactic magnetic fields differs from our reference value, our central conclusion that the regenerated emission is negligibly weak compared with the prompt one does not change.

We also performed the same calculation but by focusing on dependence on the relevant parameters ( $\epsilon_e; B$ ) that strongly affect the high-energy emission mechanism. We showed that although the total  $\nu$ ence in the GeV region considerably depends on the values of ( $\epsilon_e; B$ ), but the fraction of the regenerated emission to the prompt one is always small for any choices of parameter sets (figure 2). This characteristic holds in the case of the wind-like profile of surrounding medium as shown in figure 3. All of these facts given above enable us to probe a high-energy emission mechanism in the GRB reballs when data of the GeV photons are accumulated, because the expected signal would be almost completely free of a large amount of uncertainty concerning the CIB density as well as extragalactic magnetic field; they never affect the afterglow emission itself for any choices of the relevant parameters ( $\epsilon_e; B$ ), whichever (constant or wind-like) profile of the surrounding medium is truly realized.

## ACKNOWLEDGMENTS

This work was supported by a Grant-in-Aid for JSPS Fellows.

## REFERENCES

- Atkins R., et al., 2000, *ApJ*, 533, L119
- Blumenthal G. R., Gould R. J., 1970, *Rev. Mod. Phys.*, 42, 237
- Bottcher M., Dermer C. D., 1998, *ApJ*, 499, L131
- Bottcher M., Schlickeiser R., 1997, *A & A*, 325, 866
- Cheng L. X., Cheng K. S., 1996, *ApJ*, 459, L79
- Chevalier R. A., Li Z. Y., 2000, *ApJ*, 520, L29
- Coppi P. S., Blandford R. D., 1990, *MNRAS*, 245, 453
- Dai Z. G., Lu T., 2002, *ApJ*, 580, 1013
- Dermer C. D., Bottcher M., Chiang J., 2000a, *ApJ*, 537, 255
- Dermer C. D., Chiang J., Mitman K., 2000b, *ApJ*, 537, 785
- Gehrels N., Michelson P., 1999, *Astrophys. J.*, 11, 277
- Guetta D., Granot J., 2003, *ApJ*, 585, 885
- Hurley K., et al., 1994, *Nature*, 371, 652
- Kronberg P. P., 1994, *Rep. Prog. Phys.*, 57, 325
- Kulsrud R., 1999, *Ann. Rev. A & A*, 37, 37
- Kulsrud R., Cowley S. C., Gruzinov A. V., Sudan R. N., 1997, *Phys. Rep.*, 283, 213
- Lee S., O’Linto A. V., Sigl G., 1995, *ApJ*, 455, L21
- Lithwick Y., Sari R., 2001, *ApJ*, 555, 540
- Madhinn D., Primack J. R., 1996, *Space Sci. Rev.*, 75, 413
- Madau P., Phinney E. S., 1996, *ApJ*, 456, 124
- Malakan M. A., Stecker F. W., 1998, *ApJ*, 496, 13
- Mészáros P., Rees M. J., Papathanassiou H., 1994, *ApJ*, 432, 181
- Panaitescu A., Kumar P., 2000, *ApJ*, 543, 66
- Panaitescu A., Kumar P., 2002, *ApJ*, 571, 779
- Panaitescu A., Mészáros P., 1998, *ApJ*, 501, 772
- Pлага R., 1995, *Nature*, 374, 430
- Razzaque S., Mészáros P., Zhang B., 2004, preprint (astro-ph/0404076)
- Salamon M. H., Stecker F. W., 1998, *ApJ*, 493, 547
- Sari R., Esin A., 2001, *ApJ*, 548, 787
- Sari R., Piran T., Narayan R., 1998, *ApJ*, 497, L17
- Sigl G., O’Linto A. V., Jedamzik K., 1997, *Phys. Rev. D*, 55, 4582
- Stecker F. W., de Jager O. C., Salamon F. W., 1992, *ApJ*, 390, L49
- Totani T., 1998, *ApJ*, 502, L13
- Vietri M., 1997, *Phys. Rev. Lett.*, 78, 4328
- Wang X. Y., Cheng K. S., Dai Z. G., Lu T., 2004, *ApJ*, 604, 306
- Waxman E., 1997, *ApJ*, 485, L5
- Weid. M., Lu T., 1998, *ApJ*, 505, 252
- Weid. M., Lu T., 2000, *A & A*, 360, L13
- Wright E., 2004, *New Astron. Rev.*, 48, 465
- Wright E., Johnson B., 2001, preprint (astro-ph/0107205)
- Zhang B., Mészáros P., 2001, *ApJ*, 559, 110