

!-Cen – an Ultra Compact Dwarf Galaxy ?

Michael Fellhauer

Inst. Theor. Phys. & Astrophys.
University of Kiel, Germany
mike@astrophysik.uni-kiel.de

Abstract

A new formation scenario for !-Cen is presented, in which !-Cen has formed from a star cluster complex (= super-cluster). The star-burst which has led to the formation of this cluster of star clusters was triggered by the infall and destruction of a gas-rich dwarf galaxy during the early build-up phase of the Milky Way. While the star clusters in the super-cluster merge on a few crossing times scale, which is always longer than the individual cluster formation time-scale, they capture stars from the destroyed dwarf galaxy very efficiently. This process makes it possible to explain the age-spread, the spatial and the kinematical differences of the populations observed in !-Cen. This formation scenario places !-Cen into the same class of objects as the ultra-compact dwarf galaxies (UCDs) and the faint fuzzy star clusters (FFs).

1 Introduction

Hubble Space Telescope images of the central region of the Antennae colliding galaxies (NGC 4038/4039) (Whitmore et al. 1999) reveal star-bursting regions which have not only formed single young massive star clusters (YMC or super stellar clusters, SSC) but dozens or even hundreds of these star clusters together in confined areas (Knots) forming actually star cluster complexes. We refer to these complexes as super-clusters (Kroupa 1998).

One very prominent example is KnotS. With its age of about 7 Myr it is in a stage where most of the star clusters have already merged in the centre, forming a super stellar cluster spanning several hundred parsec in radius. The shape of the surface-brightness profile of KnotS is exponential in the central region and follows a power law in the outer parts.

But these super-clusters are not only found in the centres of strongly interacting and star-bursting galaxies. They are also found in tidal tails, pulled out from gas-rich interacting galaxies. Furthermore Larsen et al. (2002) found an example of such a super-cluster in an ordinary, quiet disc galaxy (NGC 6946). This super-cluster contains one very massive ($> 10^6 M_{\odot}$) star cluster and more than a dozen smaller clusters. All together this object has a mass in stars of about $10^7 M_{\odot}$.

These super clusters are already beyond their gas-expulsion phase and are old enough (~ 10 Myr) to be less centrally concentrated if they were simply

expanding. Therefore it is very likely that the star clusters inside these objects are bound to each other. So far no data is available of the velocity dispersion of the clusters in the super-clusters, but the difference of mean radial velocity of two clusters in the same super-cluster in the Antennae, measured by Mengel et al. (2002), of about 20 km s^{-1} is not in contradiction with this assumption.

In a pioneering investigation of the dynamical evolution of such objects, Kroupa (1998) showed that the constituent clusters in these star cluster complexes merge in a few super-cluster crossing-times forming compact spheroidal dwarf galaxies that may have a high specific frequency of globular clusters and capture field stars leading to complex chemical- and age-distributions.

At a recent survey of star clusters and dwarf galaxies around the central galaxy of the Fornax cluster, Hilker et al. (1999) and Phillipps et al. (2001) found small, bright (absolute B-band magnitudes of -13 to -11) and extended objects, too large for globular clusters and too small for dwarf galaxies. Shape and appearance make these objects very small counterparts to M 32.

They call them Ultra-Compact Dwarf galaxies with sizes of about 100 pc and effective radii (half-light radii) of $10\text{-}30 \text{ pc}$ (Drinkwater et al. 2003). They have velocity dispersions of about 30 km s^{-1} implying mass to light ratios of 2 to 4, which leaves no room for dark matter.

In a survey of S0 galaxies Larsen & Brodie (2000) found intermediate aged, faint, metal-rich star clusters (Faint Fuzzies) with large effective radii of greater than 7 pc rotating within the disc. One of the S0 galaxies has a nearby dwarf companion which could have triggered star formation during a tidal interaction.

In a recent paper Bekki et al. (2003) argue that the UCDs could be the cores of dwarf galaxies which got rid of their envelope and dark matter halo due to tidal stripping. According to them UCDs are the cores of destroyed nucleated dwarf galaxies. Still they admit that these cores could have formed out of the merging of several star clusters.

Furthermore, ω -Cen with its spread in age and metallicity leads to a new formation scenario with ω -Cen as an UCD (Zinnecker et al. 1988, Tsuchiya et al. 2003, Bekki & Freeman 2003). According to these authors ω -Cen may be the core of a nucleated dwarf galaxy which got stripped of its dark matter halo and the stars in the envelope, placing the “naked” core at the position of ω -Cen today. This scenario needs exquisite fine tuning between the orbital shrinkage rate due to dynamical friction and mass-loss from the satellite such that only the core is left without dark matter and stellar envelope.

ω -Cen is the most massive globular cluster in the Milky Way. It contains about 5×10^6 (Meylan et al. 1995) and it orbits the Milky Way in a slightly inclined (mostly within the disc), retrograde orbit well within the Solar radius. It shows rotation with a maximum rotation speed of 8 km s^{-1} (Freeman 2001) and is slightly flattened. Some observational properties of ω -Cen can be found in Tab. 1.

The most interesting property of ω -Cen is its metallicity and age distribution. It has a mean metallicity of $[\text{Fe}/\text{H}] = -1.68$ (Meylan et al. 1995) and exhibits three different metallicity peaks (Hilker & Richtler 2000). But the

galactocentric distance	6.7 kpc
total luminosity	$M_V = 10.3$ Mag.
total mass ($M = L = 4.1$)	$5.1 \times 10^8 M_\odot$
central surface brightness	$\nu_0 = 16.77$ mag./arcsec ²
core radius	3.7 pc
half-mass radius	6.1 pc
tidal radius	64.6 pc
flattening	$= 0.121$
velocity dispersion	21.9 km/s
maximum rotation velocity	8 km/s
metallicity	-1.68 (mean); -1.8 to -0.8
age	15 Gyr; age spread 4 Gyr

Table 1: Observational Properties of !-Cen (taken from various authors).

stars do not only show a spread in metallicity but also in age. The estimated values for the age-spread vary in the range of 3–5 Gyr.

Finally the different populations of !-Cen show differences in their spatial distribution and kinematics. The older metal-poor stars are rotating while the younger metal-rich stars are more centrally concentrated and show no signs of rotation.

While the study reported here agrees with the suggestion that !-Cen is an UCD (Fellhauer & Kroupa 2002a,b), a different scenario for the formation is proposed. If a gas-rich dwarf galaxy fell into the Milky Way during the early build-up phase, this infall could have triggered a local star-burst within the dissolving dwarf forming a star cluster complex (= super-cluster). The star clusters in this super-cluster then merge and form a compact merger-object. The large age-spread and the spread in metallicities can be accounted for by the capture of an underlying population of old stars, which surround the super-cluster and have the same orbit. These stars can be leftovers of the destroyed dwarf galaxy which triggered the star burst. They can not be stars from the Milky Way disc because of the retrograde orbit of !-Cen. The relative velocity between the Milky Way stars and !-Cen is too large to capture them. But stars from the destroyed dwarf galaxy, having the same overall streaming motion, could be easily captured by the potential well of the newly forming merger-object. The main difference between this model and the “standard” infall model of !-Cen as the stripped core of a dwarf galaxy is that instead of having formed as the core of a dwarf galaxy before the infall, it is formed when the dwarf galaxy falls into the Milky Way. !-Cen would be born off-centre, with the surrounding dwarf galaxy in the stage of dissolution. Thus there is no need for the degree of fine-tuning required by the “standard” infall model.

In Section 2 the setup of the models is explained followed by a brief description of the simulation code SUPERBOX (Fellhauer et al. 2000) in Section 3.

Section 4 then gives the results of the previous work, modelling UCDs and FFs followed by the best fit model of !-Cen so far. Finally I conclude with a comparison of the results achieved so far with the “standard” infall-model of !-Cen.

2 Setup of the Simulations

A super-cluster is calculated orbiting in an analytical galactic potential (disc + halo). The halo is modelled as a logarithmic potential and the disc potential has the form of a Plummer-Kuzmin disc:

$$\begin{aligned} \Phi_{\text{gal}} &= \Phi_{\text{disc}} + \Phi_{\text{halo}} \\ &= -\frac{GM_{\text{disc}}}{R^2 + (a + \sqrt{a^2 + b^2})^2} - \frac{1}{2}v_0^2 \ln(R_{\text{gal}}^2 + R^2) \end{aligned} \quad (1)$$

with $M_{\text{disc}} = 10^{11} M_{\odot}$, $a = 3$ kpc, $b = 0.3$ kpc, $v_0 = 200$ km/s and $R_{\text{gal}} = 50$ kpc which sums up to an almost flat rotation curve with a rotation speed of 220 km s^{-1} .

The super clusters are Plummer-distributions with characteristic radii $r_{\text{pl}}^{\text{sc}}$ ranging from 20 to 500 pc, a cut-off radius of $r_{\text{cut}}^{\text{sc}} = 5r_{\text{pl}}^{\text{sc}}$ and with masses $M_{\text{sc}} = 10^4$ to $2 \cdot 10^6 M_{\odot}$ containing 20 to 262 star clusters of equal masses or following a power law distribution

$$n(M_{\text{cl}}) \propto M_{\text{cl}}^{-1.5}; \quad (2)$$

which mimics the mass-spectrum for young star clusters found in most star bursting galaxies (e.g. Zhang et al. 1999).

Each star cluster is itself modelled as a Plummer-sphere with 10000 to 100000 particles and a Plummer-radius (half-light radius) of $r_{\text{pl}} = 4$ pc, which is the mean effective radius found in the young star cluster population in the central part of the Antennae (Whitmore et al. 1999).

For the underlying old population, used for the !-Cen models, a homogeneous ellipsoid of stars, with a density below the background density (= density of the Milky Way) is modelled. The stars have velocities according to the epicyclic approximation, which leaves them unbound to each other but forming a quasi-stable configuration in phase-space. This ellipsoid of stars mimics a region of stars from the destroyed dwarf galaxy.

3 The SUPERBOX-Code

The simulations are performed with the particle-mesh code SUPERBOX (Fellhauer et al. 2000). In a particle-mesh technique particles are assigned to densities on a Cartesian grid. These densities are then converted to a potential via the Fast Fourier Transform. Forces are calculated from the potential

using a higher-order nearest grid-point scheme. The particle velocities and positions are then integrated using a fixed-time-step leapfrog scheme.

The feature, which makes SUPERBOX suitable for these kinds of simulations are the two levels of high-resolution sub-grids tracing each object throughout the simulation volume providing high-resolution only at the places where it is necessary. The lowest grid resolution covers the whole simulation volume with the orbit around the host galaxy. The medium level grids cover the volume of the super-cluster resolving the forces between the star clusters. Finally the highest resolution grids cover the individual star clusters and resolve the internal forces and the forces in the merging of two clusters.

4 General Results

To examine how fast and how effective the star clusters merge, a set of simulations with super-clusters with different richness,

$$= \frac{r_{pl}}{r_{pl}^{sc}} ; \quad (3)$$

(varying not only the size of the super-cluster but also the size of the star clusters) and different distances from the centre of their host galaxy mimicking different strengths of the tidal field,

$$= \frac{r_{pl}^{sc}}{r_{tidal}} ; \quad (4)$$

are performed. r_{tidal} denotes the tidal radius of the super-cluster (Binney & Tremaine 1987),

$$r_{tidal}(D) = \left(\frac{M_{sc}}{3M_{gal}(D)} \right)^{1/3} D ; \quad (5)$$

where D denotes the distance to the centre of the galaxy and $M_{gal}(D)$ is the enclosed mass of the galaxy at that distance.

The merging behaviour is best described as two concurrent processes. The major process is the merging between the star clusters and the merger object and the second process is the merging of two star clusters. Following the arguments of Fellhauer (2001) one gets the following differential equation for the evolution of the number of star clusters N :

$$\frac{dN}{dt} = c_1 N^2 + c_2 N \quad (6)$$

The time is measured in internal crossing-times, τ_{cr}^{sc} , of the super-cluster, the first term on the right-hand side corresponds to the merging of two clusters ($\propto N^2$), the second to the major process - the merging with the merger object ($\propto N$). The solution to Eq. 6 is

$$\frac{N(t)}{N_0} = \frac{\exp(-c_2 t)}{1 + (1 - \exp(-c_2 t))} \quad (7)$$

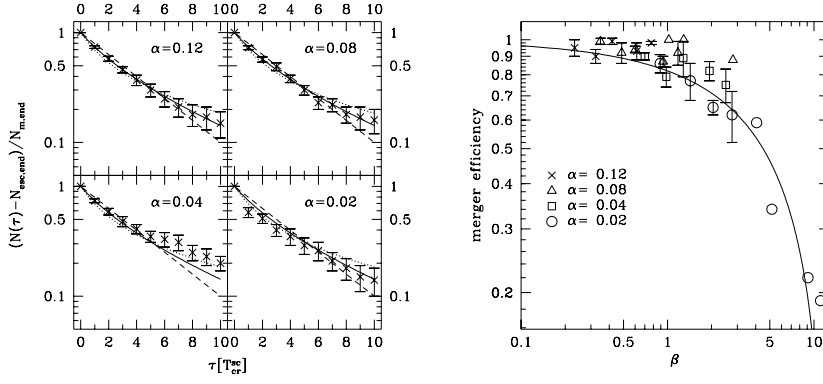


Figure 1: Left: Merging time-scales for the different richnesses of the super-clusters. Note that the fitting curve (Eq. 7) is independent of the richness of the cluster. Right: Merger-efficiency as function of the strength of the tidal field. The data shows that the tidal field has to be very strong to inhibit star clusters from merging.

with $\alpha = d_1 N_0 = d_2$, and N_0 denotes the number of star clusters at $\tau = 0$. Fitting this formula to the data gives the following values for d_2 and β (see also left panel of Fig. 1)

$$\begin{aligned} d_2 &= 0.11 \pm 0.01; \\ \beta &= 2.0 \pm 0.3; \end{aligned} \quad (8)$$

The merger efficiency can be described with the following fitting formula (see also right panel of Fig. 1):

$$\frac{N_m}{N_0} = 1 - 0.18 \beta^{0.68}; \quad (9)$$

which shows only very strong tidal fields ($\beta > 1$) could inhibit the star clusters from merging with each other.

An extension to eccentric orbits following the evolution of the merger-objects over several Gyr yields virtually the same results. All the merger-objects are compact but have extended effective radii, which make the smaller ones differ from ordinary globular clusters and the larger ones look similar to the newly discovered UCDs. An overview of masses and effective radii is given in Fig. 2. The objects are very stable against tidal disruption and survive for a Hubble-time.

The sizes of the merger objects range from several dozens to several hundreds of parsec depending on the strength of the tidal field and how effective

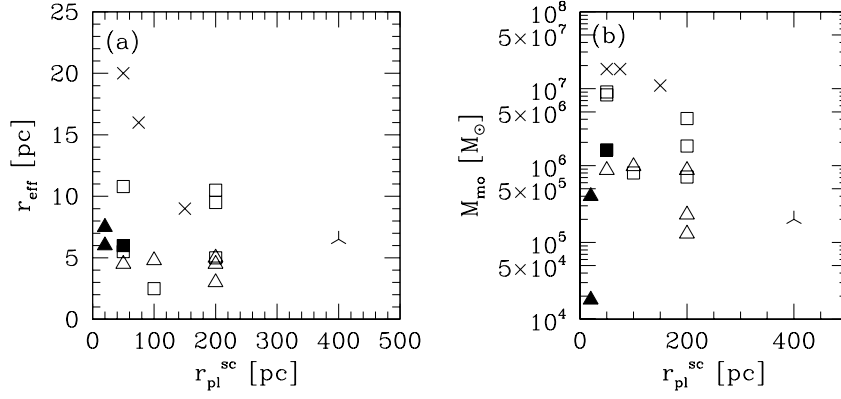


Figure 2: Left: Effective radius of the merger-object as a function of the scale-length of the super-cluster. Right: Mass of the merger-object as a function of the scale-length of the super-cluster. For both panels: Crosses are massive super-clusters in a weak tidal field whose merger objects have large effective radii and are massive (like UCDs). Boxes are massive super-clusters in strong tidal fields. Their merger-objects have smaller effective radii but are still massive. Triangles are low-mass super-clusters in a strong tidal field. Their merger objects are similar to the FF.

the merger process was. In the case of strong tidal forces and extended super-clusters the merger efficiency is relatively low. Only a few clusters merge and build one small or sometimes two small merger objects. These objects have sizes and masses comparable to globular clusters (GC). This process could act as an additional destruction process for low mass clusters. It adds high mass clusters to the present day globular cluster mass function.

Simulations are performed to resemble Faint Fuzzy star clusters out of this merging scenario. The super-clusters have to be inside the disc, are not very rich and massive and experience a strong tidal field. The resulting merger objects have masses of 10^4 to $10^6 M_\odot$ and show large effective radii of > 6 pc. The surface density profile can be best fitted with an exponential in the inner part and a steep power-law profile in the outer part or with a King profile with a large core radius (= effective radius). A detailed discussion of the results can be found in Fellhauer & Kroupa (2002b).

Placing rich, massive super-clusters in the outer part of the host-galaxy (halo), where they experience only a weak tidal field, the models resemble objects which look quite similar to the observed ultra compact dwarf galaxies. The merger-objects have sizes of > 100 pc and masses $> 10^6 M_\odot$. They show effective radii of > 10 pc and velocity dispersions of $20 - 30 \text{ km s}^{-1}$. The surface density profile could again be fitted with a King profile or with an

exponential in the innermost part, a power-law proportional to r^{-2} in the medium range out to the tidal radius at perigalacticon and a much steeper power law ($\propto r^{-4.5}$) beyond this point. This can be understood by this material getting unbound near perigalacticon. But the stars do not leave this region immediately and some are recaptured, when the object is near apogalacticon. These objects are discussed in detail in Fellhauer & Kroupa (2002a).

5 !-Cen

The setup of this !-Cen model is realized with a super-cluster with a Plummer radius $r_{p1}^{sc} = 20$ pc, with a total mass of $10^7 M_{\odot}$ containing 20 massive young star clusters modelled as Plummer-spheres with 100000 particles each. In addition, an underlying old population with 500000 particles in a homogeneous ellipsoid is modelled with $\rho=10$ of the background density of the host-galaxy, having a small half-axis of 500 pc. The stars of this population are not bound to each other and have orbits according to the epicyclic approximation. For simplicity the super-cluster is placed on a circular orbit around the host-galaxy at a distance of 5 kpc.

The star clusters of the super-cluster merge completely within 30 Myr which corresponds to ≈ 12 crossing times of the super-cluster. In the same time almost all of the unbound stars are captured by the potential well of the merger-object.

Because of the circular orbit this merger-object does not loose mass efficiently and after 5 Gyr the merger-object still has $8 \times 10^6 M_{\odot}$ or, assuming the mass-to-light ratio of 4.1 of !-Cen, a total visual brightness of $M_V = 10.86$ Mag. This is much too massive compared to !-Cen and will be changed in future models with more realistic orbits for the merger-objects. Therefore the size of the merger-object also does not correspond to the size of the real !-Cen. In the following the shape of the profiles are discussed rather than the actual extension. The present model thus represents a first try with improvements to follow (Fellhauer & Kroupa, in prep.).

Fig. 3 shows the surface density profile of the merger-object after 5 Gyr of evolution. The solid line shows the profile of all particles, which can be best fitted with a King-profile with a central surface density of about $24000 M_{\odot} \text{ pc}^{-2}$ and a core radius of about 6 pc. This corresponds to a central surface brightness of $17 \text{ mag.arcsec}^{-2}$. As mentioned above, due to the fact that the merger-object is too massive the tidal radius of 170 pc is too large. The long dashed line shows the profile of the younger population from the merged star clusters. Their best fit is again a King profile with a core radius of 5.8 pc. The central properties of the merger-object differ somewhat from the real !-Cen, mainly because the Code does not allow for two-body relaxation. Therefore the merger-object does not show signs of core-contraction which would be expected even for a massive object like !-Cen with a half-mass relaxation-time close to a Hubble-time. The older stars from the underlying population are

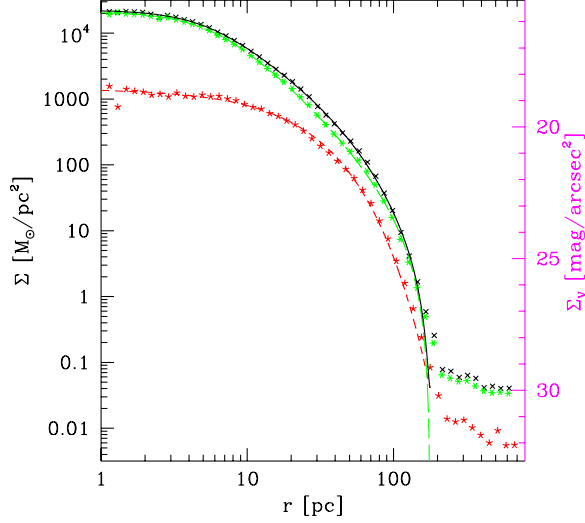


Figure 3: Surface density profile of the merger-object. Crosses show the profile of all stars (fitted with a King profile), five-pointed stars are the older stars from the disrupted dwarf galaxy (exponential fit) and six-pointed stars are the younger stars from the super-cluster (again King profile). Parameters of the fitting curves are given in the main text. Right abscissa denotes surface-brightnesses using the mass-to-light ratio of !-Cen.

displayed with the short dashed line. They show an extended profile which is best fitted with an exponential profile with a scale-length of 17 pc. While the absolute numbers do not exactly match !-Cen, the model shows qualitatively similar properties. Like in !-Cen the older stars are less centrally concentrated. Also the shape of the profile is in good agreement with the latest data from !-Cen published by Leeuwijn et al. (2002).

Fig. 4 (left panel) shows the velocity dispersion profile of the model. It has a 3D-dispersion of about 27 km s^{-1} and a line-of-sight velocity dispersion of about 17 km s^{-1} along the major axis and 15 km s^{-1} along the minor axis. This is in agreement with the data from Leeuwijn et al. (2002).

Also the model shows rotation in the old population with a maximum rotation speed of about 8 km/s (Fig. 4 right panel). The flattening (0.06) is less strong than in !-Cen (0.12). Compared with the data from Freeman (2001), both the maximum rotation velocity and the shape of the rotation curve are reproduced.

Finally converting the total mass and central density into total brightness and central surface brightness using mass-to-light ratios derived from a single

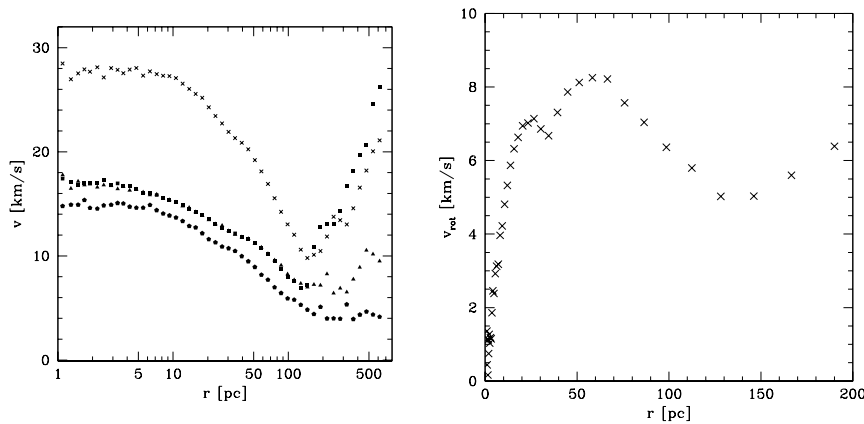


Figure 4: Left: Velocity dispersion profile. From top to bottom: 3-D velocity dispersion (measured in concentric spherical shells), x-, y- and z-direction of the line-of-sight velocity dispersion (measured in concentric cylinders). Right: Rotation curve of the merger object.

stellar population computed with Starburst99 (Leitherer et al. 1999), and changing to linear fading at the point where the Starburst99 code becomes unreliable (as described in Fellhauer & Kroupa 2001a), the evolution of the merger-object can be placed into a Kormendy diagram. Fig. 5 nicely shows that the model evolves from the most massive super-clusters in the Antennae to the approximate location of !-Cen today.

6 Conclusions

A new formation scenario for !-Cen is presented which differs from the “standard” infall-model where !-Cen is the core of a stripped dwarf galaxy. These “standard” models have problems in finding the right amount of stripping of the dwarf galaxy halo and envelope to place the naked core at the present orbit of !-Cen today. If the envelope gets stripped too fast dynamical friction is not powerful enough to bring the core to its present position. In contrast, the models described here propose that !-Cen has formed when the dwarf galaxy fell into the Milky Way and got destroyed. The infall caused a starburst forming star clusters in a super-cluster travelling on the same orbit as the old field stars of the destroyed dwarf galaxy. During the merger-process the merger-object can capture these old stars quite effectively and the two different populations in the models have the same shape and are qualitatively correct when compared with the real data for !-Cen. The old population is less centrally concentrated and shows the right amount of rotation. The young population is more concentrated to the centre.

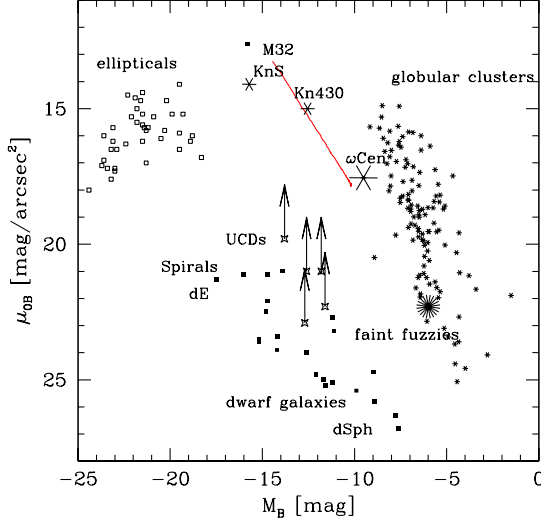


Figure 5: Kormendy diagram with the evolution of the merger object until 5 Gyr. Central surface brightness, μ_{0B} , vs absolute photometric B-band magnitude, M_B (the Kormendy diagram). The stars are data for Milky-Way globular clusters (GC, Harris 1996), Local-Group dwarf galaxies (Mateo 1998) are displayed as filled boxes, elliptical galaxies (E, Peletier et al. 1990) are shown as open boxes. The positions of disk galaxies are indicated by “Spirals” (cf. Ferguson & Binggeli 1994). The newly discovered UCDs are shown by arrows with lower-limits on M_B (Phillipps et al. 2001). Two of the most massive “knots”, (KnS, Kn430, tables 1 and 2 in Whitmore et al. 1999), observed in the interacting Antennae galaxies are shown as stars. Knots KnS and Kn430 are roughly 10 Myr old so that $M = M_B - 0.035$. The large fuzzy symbol shows the approximate location of the faint fuzzy star clusters. The solid line marks the evolution of the ω -Cen model discussed in the text.

Anyway which scenario one might prefer, they both have the conclusion that ω -Cen is indeed an Ultra-Compact Dwarf Galaxy.

References

- Bekki, K., Couch, W.J., Drinkwater, M.J., Shioya, Y., 2003, MNRAS, **344**, 399.
 Bekki, K., Freeman, K.C., 2003, MNRAS accepted, astro-ph/0310348. Binney, J.,
 Tremaine, S., 1987, “Galactic Dynamics”, Princeton University Press, ISBN
 0-691-08445-9.
 Brodie, J.P., Larsen, S.S., 2002, AJ, **124**, 1410.

- Bruzual, G.A., Charlot, S., 1993, *ApJ*, **405**, 538.
- Drinkwater, M.J., Gregg, M.D., Hilker, M., Bekki, K., Couch, W.J., Ferguson, J.B., Jones, J.B., Phillipps, S., 2003, *Nature* in press
- Fellhauer, M., Kroupa, P., Baumgardt, H., Bien, R., Boily, C.M., Spurzem, R., Wassmer, N., 2000, *NewA*, **5**, 305.
- Fellhauer, M., 2001, PhD-thesis, University of Heidelberg, Shaker-Verlag, ISBN 3-8265-8658-1.
- Fellhauer, M., Kroupa, P., 2002a, *MNRAS*, **330**, 642.
- Fellhauer, M., Kroupa, P., 2002b, *AJ*, **124**, 2006.
- Ferguson, H.C., Binggeli, B., 1994, *A&AR*, **6**, 67.
- Freeman, K.C., 2001, in proceedings of Star2000: The dynamics of star clusters and the Milky Way, ed. S. Deiters, B. Fuchs, A. Just, R. Spurzem, R. Wielen, San Francisco, California: ASP, ASP Conf. Ser. **228**, 43.
- Harris, W.E., 1996, *AJ*, **112**, 1487.
- Hilker, M., Infante, L., Kissler-Patig, M., Richtler, T., 1999, *A&AS*, **134**, 75.
- Hilker, M., Richtler, T., 2000, *A&A*, **362**, 895.
- Kroupa, P., 1998, *MNRAS*, **300**, 200.
- Larsen, S.S., Brodie, J.P., 2000, *AJ*, **120**, 2938.
- Larsen, S.S., Efremov, Y.N., Elmegreen, B.G., Alfaro, E.J., Battinelli, P., Hodge, P.W., Richtler, T., 2002, *ApJ*, **567**, 896.
- van Leeuwen, F., Le Pode, R.S., Reijns, R.A., Freeman, K.C., de Zeeuw, P.T., 2000, *A&A*, **360**, 472.
- Leitherer, C., Schaerer, D., Goldader, J.D., Delgado, R.M.G., Robert, C., Kune, D.F., de Mello, D.F., Devost, D., Heckman, T.M., 1999, *ApJS*, **123**, 3.
- Mengel, S., Lehnert, M.D., Thatte, N., Genzel R., 2002, *A&A*, **383**, 137.
- Mateo, M., 1998, *ARAA*, **36**, 435.
- Meylan, G., Mayor, M., Duquenney, A., Dubath, P., 1995, *A&A*, **303**, 761.
- Pelletier, R.F., Davies, R.L., Illingworth, G.D., Davies, L.E., Cawson, M., 1990, *AJ*, **100**, 1091.
- Phillipps, S., Drinkwater, M.J., Gregg, M.D., Jones, J.B., 2001, *ApJ*, **560**, 201.
- Tsuchiura, T., Dinescu, T.I., Korchagin, V.I., 2003, *ApJL*, **589**, L29.
- Whitmore, B.C., Zhang, Q., Leitherer, C., Fall, S.M., 1999, *AJ*, **118**, 1551.
- Zhang, Q., Fall, S.M., 1999, *ApJL*, **527**, 81L.
- Zinnecker, H., Keable, C.J., Dunlop, J.S., Cannon, R.D., Griffiths, W.K., 1988, in proceedings of the 126th Symposium of the International Astronomical Union: The Harlow Shapley Symposium on Globular Cluster Systems in Galaxies, ed. Grindlay, J.E., Philip, A.G.D., Dordrecht, NL, Kluwer Academic Publishers, p. 603