

Updated Toulouse solar models including the diffusion-circulation coupling and the effect of α -gradients

Olivier Richard

GRAAL UMR 5024, Université Montpellier II, CC 072, Place E. Bataillon, 34095 Montpellier, France

Sylvie Theado

Centro de Astrofísica da Universidade do Porto, Rua das Estrelas, 4150-762 Porto, Portugal

Sylvie Vaclair

Laboratoire d'Astrophysique, 14 av. Edouard Belin, 31400 Toulouse, France

November 27, 2003

Abstract. New solar models are presented, which have been computed with the most recent physical inputs (nuclear reaction rates, equation of state, opacities, microscopic diffusion). Rotation-induced mixing has been introduced in a way which includes the feed-back effect of the α -gradient induced by helium settling. A parametrization of the tachocline region below the convective zone has also been added in the computations. The sound velocities have been computed in the models and compared to the seismic sun. Our best model is described in some detail. Besides the new physical inputs, the most important improvement concerns the computations of α -gradients during the solar evolution and their influence in slowing down rotation-induced mixing. This process can explain why lithium is depleted in the present Sun while beryllium is not, and meanwhile why ^3He has not increased at the solar surface for at least 3 G yrs.

Key words: Sun, stellar evolution, diffusion, mixing

1. Introduction

For a long time the effects of microscopic diffusion were neglected in the construction of solar models. During the last two decades helioseismology has strongly constrained our view of the Sun and the importance of microscopic diffusion has been demonstrated by many authors (e.g. Bahcall et al., 1995; Christensen-Dalsgaard et al., 1996; Richard et al., 1996 (RVCD); Brun et al., 1998a; Turcotte et al., 1998; Schlattl, 2002; Schlattl and Salaris, 2003). Microscopic diffusion is now systematically introduced in standard models.

However some significant differences do remain between the helioseismic and theoretical standard models in the region below the convective zone. Several solutions for this discrepancy have been tested, such as opacity changes (Tripathy and Christensen-Dalsgaard, 1998) or turbulent mixing (RVCD; Brun et al., 1998, 1999 and 2002). Including



© 2022 Kluwer Academic Publishers. Printed in the Netherlands.

mixing below the convective zone is also necessary to account for the lithium depletion observed at the solar surface. This mixing however must not extend too deep as beryllium is not depleted (Balachandran and Bell, 1997) and the ^3He value has not increased significantly during the last 3 G yrs (Geiss and Gloecker, 1998). In previous papers, rotation-induced mixing was introduced in the computations but the feedback effect of $\nabla\mu$ -gradients on the mixing was neglected or extremely simplified. In RVCD, all macroscopic motions were supposed to disappear for a given critical $\nabla\mu$ -gradient, which was adjusted to satisfy the chemical constraints. Recently, the effects of diffusion-induced $\nabla\mu$ -gradients on the meridional circulation and their consequences have been more deeply studied (Vauclair, 1999; Vauclair and Theado, 2003; Theado and Vauclair, 2003 a and b). Numerical tools have been built which can be introduced in the computations of stellar evolution and applied to the solar case.

We have computed new models with the Toulouse-Geneva Evolutionary Code, including the most recent physics for the opacities, equation of state, nuclear reaction rates, etc. We have also introduced diffusion and rotation-induced mixing in a consistent way, including the effects of $\nabla\mu$ -gradients.

In section 2, we discuss the observed solar parameters and their uncertainties; the new physical inputs are presented in section 3; section 4 is devoted to the constraints on the mixing processes involved (rotation-induced mixing and tachocline); mixing theory is reviewed in section 5 and the results, with our best model, are presented in section 6.

2. The observed parameters

The solar luminosity L_\odot , radius R_\odot , and age t_\odot allow one to constrain the initial Helium abundance, Y_0 , and the mixing length parameter, α , of the standard model. The luminosity L_\odot is obtained from the solar constant measured by satellite and varies with the solar activity. We take $3.8515 \times 10^{33} \text{ ergs s}^{-1}$ (Guenther et al., 1992), which is the mean value between the results of the two space missions ERS on Nimbus 7 and ACRIM on SMM. The slightly greater value used by Bahcall & Pinsonneault (1992) and the smaller value used by Bahcall et al. (1995) lie inside the error bars (see Table 1).

Some recent papers have shown that the solar radius value of $(6.9599 \pm 0.0007) \times 10^{10} \text{ cm}$ (Allen, 1976) was overestimated. Two different techniques now lead to a smaller value for the radius. The first one uses solar f-modes: Antia (1998) and Schou et al. (1997) have respectively

obtained $6.9578 \pm 0.0003 \times 10^{10}$ cm and $(6.9568 \pm 0.0003) \times 10^{10}$ cm. The second technique uses the observation of the angular diameter of the Sun and atmosphere models. Brown & Christensen-Dalsgaard (1998) have found a smaller radius of $(6.95508 \pm 0.00026) \times 10^{10}$ cm. For the calibration of our best model we take the mean observed value $(6.95749 \pm 0.00241) \times 10^{10}$ cm, which is very close to the helioseismic value obtained with the modes.

The last parameter used in the calibration is the solar age. Few determinations of the solar age have been done. The meteoritic determination obtained by Guenther et al. (1992) and by Wasserburg (See Appendix of Bahcall et al., 1995) is respectively 4.52 ± 0.04 Gyr and 4.57 ± 0.02 . Using the helioseismic frequencies Guenther & Demarque (1997) and 4.5 ± 0.1 Gyr and Dziembowski et al. (1999) obtain 4.66 ± 0.11 Gyr.

The precise radius at the bottom of the convective zone is also given by the seismic sound speed profile. Christensen-Dalsgaard et al. (1991) found 0.713 ± 0.003 . This value was confirmed by Basu & Antia (1997) with a smaller uncertainty; they gave 0.713 ± 0.001 , when they used only their models with a smooth composition profile at the bottom of the convective zone.

The helioseismic inversion can also give the helium abundance in the convective zone (Dziembowski et al., 1991; Kosovichev, 1995; Basu and Antia, 1997; Richard et al., 1998). The most important uncertainty on the determination comes from the equation of state. With the OPAL equation of state (Rogers et al., 1996) the typical value obtained for the helium mass fraction Y is 0.249 ± 0.002 ; with the MHD equation of state (Dappen et al., 1998; Hummer and Mihalas, 1988; Mihalas et al., 1988) the results differ more from author to author (0.246 for Basu and Antia, 1997, 0.242 for Richard et al., 1998) due to the different inversion method. Basu et al. (1999) have recently studied the equation of state on the upper convective zone. They have found better agreement for the MHD equation of state than for the OPAL one on the helium ionization zone. However more detailed studies need to be done to reduce these uncertainties.

The photospheric abundances of heavier elements used as constraints on our solar models are those determined by Grevesse & Noels (1993).

The values used to calibrate our models are summarized in Table I.

3. New physical inputs

The present models have been computed including the most recent improvements in the physical inputs :

Equation of state : Considering the high precision presently achieved in helioseismology, it becomes necessary to take into account the relativistic effect on the electrons in the core of the solar model (Elliot and Kosovichev, 1998). In the present computations, we have introduced the new OPAL equation of state (Rogers and Nayfonov, 2002) which takes this effect into account.

Opacities : We use the latest OPAL opacities (Iglesias & Rogers, 1996) completed by the Alexander & Ferguson (1994) low temperature opacities.

Nuclear reaction rates : We have updated the nuclear routines using the NACRE compilation of nuclear reaction rates (Angulo et al., 1999) and added Bahcall's screening routine.

Microscopic diffusion : we have improved the computation of the microscopic diffusion velocity by using equation 4.7 of Montmerle & Michaud (1976) for all elements other than helium. Turcotte et al. (1998) have pointed out a difference in the surface abundance variations of C, O, and other metals (Z), during the evolution, between the Toulouse and Montreal solar models (see table 3 of Turcotte et al., 1998). This difference was mainly due to the thermal part of the diffusion velocity which was underestimated in the expression used by RVCD. With the Montmerle & Michaud expression, the Toulouse models have very similar surface abundance variations of C, O, and Z as those of the Montreal models.

4. Constraints on mixing processes

4.1. Chemical constraints on mixing processes

Models including helium and metal diffusion cannot reproduce the observed lithium depletion (1/140). Although part of the lithium depletion may occur during the premain-sequence phase, the main-sequence lithium depletion is likely to be very much larger than that induced by microscopic diffusion alone. Lithium diffuses at about the same rate as helium, so that its abundance would decrease by some 10% only by diffusion. On the other hand, mixing can bring matter from the outer layers down to the place where lithium is destroyed by nuclear reactions, which is much more efficient. Moreover diffusion builds a steep helium gradient below the convective zone which leads to a spike in the sound velocity compared to the seismic sun in this region. These

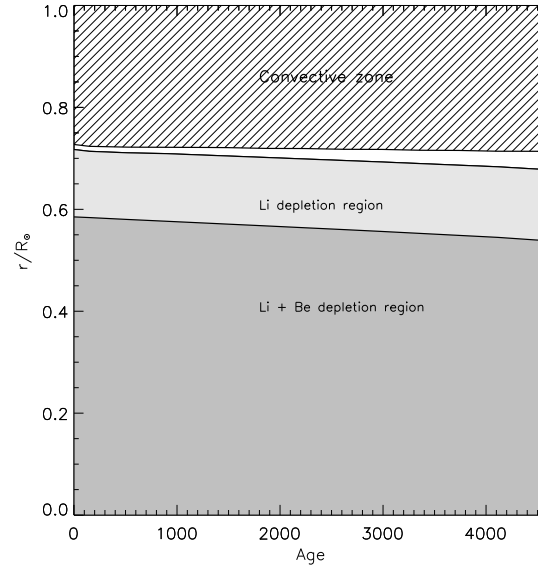


Figure 1. Location of lithium and beryllium nuclearly-depleted region with time (Myr) in a standard model including diffusion.

results suggest the presence of some mild mixing below the convective zone of the internal Sun.

Macroscopic motions are needed to bring up to the convection zone the nuclearly lithium-depleted matter and to smooth the helium-gradient at the top of the radiative interior. On the other hand we now know that beryllium is probably not depleted in the Sun and that the $^3\text{He}/^4\text{He}$ ratio cannot have changed by more than 10% during these last 3 Gyrs (Geiss and Gloeckler, 1998). This means that the mixing must not bring too much helium to the convective region and that the beryllium nuclearly-depleted region must not be connected to the convective region through the mixing.

This puts strong constraints on the mixing: it must be deep enough to deplete lithium and to smooth the helium-gradient below the convective region but it must be also shallow enough to keep constant the beryllium abundance and the $^3\text{He}/^4\text{He}$ ratio during the last 3 Gyrs. We have represented on figure 1, the lithium and beryllium nuclearly-depleted regions as a function of the age in a standard model (including diffusion). According to the location of the lithium and beryllium nuclearly-depleted regions, the mixed zone may extend on a shallow region below the convective zone, down to $0.6R$ at the beginning of the solar life (where R represents the radius of the sun at that time) and down to $0.55R$ at the solar age.

4.2. Observational constraints on the tachocline

Inversions of rotational splittings have shown that a strong horizontal shear exists in the solar rotation profile at the base of the convection zone in the so-called solar tachocline. Several attempts at estimating the characteristic thickness of this region have been made from helioseismic inversions. Values of this thickness range from $0.04 - 0.05R$ (Basu, 1997; Antia et al., 1998; Basu and Antia, 2001; Charbonneau et al., 1998, 1999; Corbard et al., 1998) to $0.09R$ (Kosovichev, 1996; Kosovichev et al., 1998), the thickness being defined as the region where the rotation rate variation inside the tachocline increases from 0.08 to 0.92 of its maximum value. More recently Corbard et al. (1999) concluded that the tachocline width is very likely below $0.05R$ and Elliot & Gough (1999) obtained a value of $0.019R$.

As previously mentioned, the beryllium and $^3\text{He}/^4\text{He}$ solar observations favor of a shallow mixed region below the convective region. Therefore the tachocline may provide an adequate mixing. However from helioseismic observations the tachocline is extremely thin and, supposing that its width has not been strongly increased in the past, the tachocline-induced mixing is not deep enough to produce a smooth helium gradient below the convective zone. Brun et al. (1999) have then considered a variable tachocline width during the solar evolution. In these conditions they have computed models in agreement with helioseismic and chemical observations. But there is no evidence and no explanation for a variable tachocline width time.

These results are in favor of extra mixing, probably related to the rotation-induced thermal imbalance. In the following we present solar models including both the effects of a tachocline and a rotation-induced mixing. In section 5 we present the non-standard physical inputs introduced in the computations : we review the rotation-induced mixing theory together with the main equations, we discuss the stabilizing effects of α -gradients and we present the chosen tachocline modeling. Section 6 is devoted to the computational results.

5. Mixing theory

5.1. Rotation-induced mixing

The theory of rotation-induced mixing in the presence of α -gradients is introduced in the models.

When the rotation depends little on latitude, the vertical component of the meridional velocity can be expressed in term of the Legendre

function of order 2 :

$$u(r; \theta) = U_r(r) P_2(\cos \theta) \quad (1)$$

r being the radial coordinate and θ the colatitude. The horizontal component of the meridional velocity also depends on the vertical velocity amplitude $U_r(r)$:

$$u_\theta = -\frac{1}{2} \frac{d}{dr} (r^2 U_r) \sin \theta \cos \theta \quad (2)$$

In the case of the stationary regime and negligible differential rotation (as observed from helioseismic studies) the vertical amplitude can be written :

$$U_r = \frac{P}{g T C_p (r_{\text{ad}} - r + r_0) M} (E_\theta + E_r) \quad (3)$$

E_θ gathers the terms related to the θ -gradients while the classical term E_r appears in E_θ :

$$E_\theta = 2 \frac{1}{r} \frac{d}{dr} \left(\frac{r^2}{2G} \right) \frac{g}{g} = \frac{8}{3} \frac{r^3}{GM} \frac{1}{2G} \quad (4)$$

$$E_r = \frac{m}{3} \frac{r}{dr} \frac{d}{dr} H_T \frac{d}{dr} \left(\frac{1}{r} + \frac{1}{T} + 1 \right) \frac{2H_T}{r} \quad (5)$$

Here $\bar{\rho}$ represents the density average on the level surface ($\bar{\rho}$) while ρ_m is the mean density inside the sphere of radius r ; H_T is the temperature scale height; $\tilde{\rho}$ represents the horizontal fluctuations $\tilde{\rho}$;

and \tilde{T} represent the derivatives:

$$\tilde{\rho} = \frac{\partial \ln \rho}{\partial \ln r} \bigg|_{P,T}; \quad \tilde{T} = \frac{\partial \ln T}{\partial \ln r} \bigg|_P \quad (6)$$

Traditionally the meridional currents induced by the E_θ term are called θ -currents while the ones induced by E_r are called r -currents. In the most general case, θ -currents are opposite to r -currents.

The rotational mixing is then introduced in the computations following Zahn (1992) and Maeder & Zahn (1998). The meridional circulation is supposed to induce shear flow instabilities which, in a density stratified medium may lead to large horizontal diffusivities. The combination of the meridional circulation and horizontal mixing may be treated as a vertical effective diffusion process described with an effective diffusion coefficient. The chemical transport for the mean concentration of a species i is then expressed :

$$\frac{\partial C_i}{\partial t} = \frac{1}{r^2} \frac{\partial}{\partial r} \left(r^2 D_{\text{turb}} \frac{\partial C_i}{\partial r} \right) \quad (7)$$

where

$$D_{\text{turb}} = D_v + \frac{[rU_r(r)]^2}{30D_h} \quad (8)$$

D_v and D_h represent respectively the vertical and horizontal part of the shear-induced anisotropic turbulence due to the transport of angular momentum.

In the stationary case, according to Chaboyer & Zahn (1992) :

$$= \frac{r^2}{6D_h} U_r \frac{\partial \ln}{\partial r} \quad (9)$$

In the present paper, the horizontal diffusion coefficient is approximated following Maeder & Zahn (1998) :

$$D_h = C_h r |U_r| \quad (10)$$

The efficiency of D_v depends on the Richardson criterion (Maeder, 1995; Talon and Zahn, 1997). Here we chose to parametrize this coefficient in terms of (rU_r) as for the vertical diffusion coefficient :

$$D_v = C_v r |U_r| \quad (11)$$

In this case, can be written :

$$= \frac{r}{6C_h} U_r \frac{\partial \ln}{\partial r} \quad (12)$$

and we can also write :

$$D_{\text{turb}} = C_v + \frac{1}{30C_h} r |U_r| =_{\text{turb}} r |U_r| \quad (13)$$

with $_{\text{turb}} = C_v + \frac{1}{30C_h}$. C_v and C_h are then unknown parameters. According to the assumption of strong anisotropic turbulence they must satisfy the condition :

$$C_v \ll C_h \quad (14)$$

5.2. Stabilizing effects of α -gradients

It has been known for a long time that mixing processes in stars may be stabilized in the regions where the mean molecular weight rapidly decreases with increasing radius (Mestel, 1965; Huppert and Spiegel, 1977). This occurs specially in the nuclear burning core. The importance of the feedback effect due to nuclearly-induced α -gradients was well recognized (see Mestel and Moss, 1986), however the feedback effect due to the diffusion-induced α -gradients on the meridional

circulation was not included until recently. In previous work on solar models, it was inferred that the rotation induced mixing becomes inefficient as soon as the α -gradient becomes larger than some critical value (RVCD). This value was adjusted to obtain the lithium depletion observed and to satisfy the constraint on the $^3\text{He}/^4\text{He}$ ratio.

Here we include a more precise treatment of the physics of diffusion-induced α -gradients and the diffusion-circulation coupling as discussed by Vauclair & Theado (2003) (hereafter referred as paper I), Theado & Vauclair (2003a, paper II) and (2003b, paper III). While the α -term s have definitely to be taken into account in the computations, the details of the coupling process which occurs when these term becomes of the same order of magnitude as the classical term s remain difficult to handle. In paper I, we introduced an analytical approach of the processes and discussed an approximate solution in a quasi-stationary case. We showed that the coupling between helium settling and rotation-induced mixing can slow down both the mixing and the settling when the α -term s are of the same order of magnitude as the other term s. In paper II, we presented the results of a 2D numerical simulation of the considered processes which helps visualizing the situation. In the example which has been chosen (slowly rotating low mass stars), the α -term s become of the same order of magnitude as the classical term s in a short time scale compared to the main-sequence lifetime, thereby creating a frozen region where the circulation does not proceed anymore. However when this occurs the equilibrium between the opposite meridional currents is permanently destabilized by the helium settling below the convective zone. As a consequence, a new motion develops, which mixes up the zone polluted by diffusion. Below this region the circulation remains nearly frozen. This process acts as a restoring system for the element abundance variations and increases significantly their settling time scales. We then suggested that diffusion and mixing react in such a way as to keep both the horizontal and vertical α -gradients constant in the frozen region, while they proceed freely below.

5.3. Tachocline

Macroscopic motions due to the tachocline can be introduced in the computations by adding a diffusion coefficient D_{tacho} in the equation for the time evolution of the concentration of chemical species. In this case the turbulent diffusion coefficient D_{turb} which appears in equation 7 must be replaced by an effective diffusion coefficient D_{eff} :

$$D_{\text{eff}} = D_{\text{turb}} + D_{\text{tacho}} \quad (15)$$

Spiegel & Zahn (1992) and Brun et al. (1998b) have obtained an exponential diffusion coefficient for D_{tach} . Here the tachocline is treated as follows :

$$D_{\text{tach}} = D_{\text{cz}} \exp \left(\ln 2 \frac{r - r_{\text{cz}}}{r_{\text{cz}}} \right) \quad (16)$$

where D_{cz} and r_{cz} are respectively the value of D_{tach} and the value of the radius at the base of the convective zone. r_{cz} is called the half width of the tachocline. D_{cz} and r_{cz} are free parameters. Here the absolute size of the tachocline is assumed constant with time.

6. Computational results

The diffusion-circulation coupling and the tachocline described in section 5 have been introduced in the computations of solar models.

6.1. Constraining the free parameters

6.1.1. Rotation-induced mixing

The free parameters of the rotation-induced mixing are C_h and C_v (or C_{turb}) which determine the efficiency of the turbulent motions. The competition between mixing and diffusion then determines the construction of ∇ -gradients and therefore also the strength of ∇ -currents.

In particular the ∇ -currents strongly depend on C_h which is directly related to the horizontal turbulence : a strong horizontal turbulence tends to homogenize the horizontal layers and thereby smooths the horizontal ∇ -gradients. In this case the small induced ∇ -currents may not be able to compensate for the ∇ -currents and the mixing may remain very efficient during all the solar life. On the contrary, weak horizontal turbulence leads rapidly to important ∇ -currents which may strongly reduce the mixing.

In the computations, we try to adjust the mixing free parameters to produce a mixing both :

efficient and deep enough to smooth the diffusion-induced helium gradient below the convective zone,

weak and shallow enough to prevent beryllium from nuclear destruction in the external layers of the Sun.

6.1.2. Tachocline

By analogy with the usual definition of the tachocline (cf section 5.3) we define the tachocline thickness Δ as the region where the effective diffusion coefficient D_{tacho} (cf eq. 16) increases from 0.08 to 0.92 of its maximum value D_{cz} . As a result the constraint on Δ deduced from helioseismic observations ($\Delta < 0.04R_{\odot}$) leads to a constraint on which is :

$$\Delta < 0.01135R_{\odot} \quad (17)$$

Considering this constraint, the two free parameters of the tachocline (Δ and D_{cz}) are adjusted to reproduce the observed solar lithium depletion without depleting beryllium. For that we will assume that lithium depletion during the pre-main-sequence is negligible. As a consequence, the deduced values for the tachocline parameters will be upper limits since lithium may be partly depleted on pre-main-sequence.

6.2. Results

The characteristics of our best model are given in table I. This model is calibrated to reproduce at the solar age the observed luminosity and radius of the Sun. This calibration is achieved by adjusting the two main free parameters of the code which are the mixing length parameter and the initial helium abundance Y_0 . The obtained values are :

$$\alpha = 1.753739 \quad \text{and} \quad Y_0 = 0.268039$$

As in RVCD, the rotation is assumed uniform in the models, but the rotational velocity decreases with time according to a Skumanich (1972) law, i.e. $\propto t^{-\frac{1}{2}}$. The coefficient is adjusted for an initial surface velocity $V_R = 100 \text{ km s}^{-1}$ and a surface velocity at the age of the Sun of $V_R = 2 \text{ km s}^{-1}$. In our computations, the rotation-induced mixing and the tachocline parameters have been chosen to reproduce the smooth diffusion-induced helium gradient below the convective region and the observed lithium depletion while keeping the beryllium abundance constant. Their values are consistent with those proposed by Theado and Vauclair (2003b) for solar type stars.

This model is computed with the following values of the rotation induced mixing parameters :

$$C_h = 7000 \quad \text{and} \quad \tau_{\text{turb}} = 1$$

and the following tachocline :

$$D_{\text{cz}} = 2.5 \cdot 10^5 \quad \text{and} \quad \Delta = 0.048 \cdot 10^{10} = 6.900 \cdot 10^3 R_{\odot}$$

Table I. Constraints on solar models and characteristics of our best model.

	Constraints	Model
Age (G yrs)	4.57 ± 0.02	4.606
M (g)	(1.9891 ± 0.0004) 10 ³³	1.9890 × 10 ³³
L (erg s ⁻¹)	(3.8515 ± 0.0055) 10 ³³	3.8523 × 10 ³³
R (cm)	(6.95749 ± 0.00241) 10 ¹⁰	6.95654 × 10 ¹⁰
ρ_{zc}/R	0.713 ± 0.003	0.718
Y_{surf} (EOS OPAL)	0.249 ± 0.002	0.2507
(Z=X)	0.0245	0.0245
L/L_0	1/140	1/133.8
B/B_0	1	1/1.219
$^3\text{He}/^4\text{He}$	$^3\text{He}/^4\text{He} (t_1 - t) = 10\%$	
$t_1 = 1.6$ G yrs		1.614 × 10 ⁻⁴
$t = 4.6$ G yrs		1.642 × 10 ⁻⁴

Both the conditions $C_h \gg C_v$ and $\alpha < 0.01135R$ are satisfied.

Figure 2 displays the helium gradient of our model below the convective region and it compares its sound speed square with the one deduced from helioseismic observations (Basu et al., 1997). For comparison the figure also shows the results obtained for a standard model including element segregation. Thanks to the mixing the helium gradient is strongly smoothed and as a consequence the spike in the sound velocity observed in the case of pure element settling is reduced. However in the deep interior the rotation-induced mixing does not improve the agreement between models and helioseismology.

Figure 3 shows the θ and θ profiles inside the star at different evolutionary stages. The sun arrives on the main-sequence with nearly homogeneous composition. At that time θ is much smaller than θ everywhere inside the star. The meridional circulation and element settling can take place in the radiative region of the star. Just below the convective zone, under the effects of the tachocline material is strongly mixed up and homogenized with the convective envelope. As a result in this region, the θ -gradients cannot form and the θ -currents remain negligible. On the other hand below the tachocline region, as a consequence of the helium settling and the θ -currents, the θ -currents

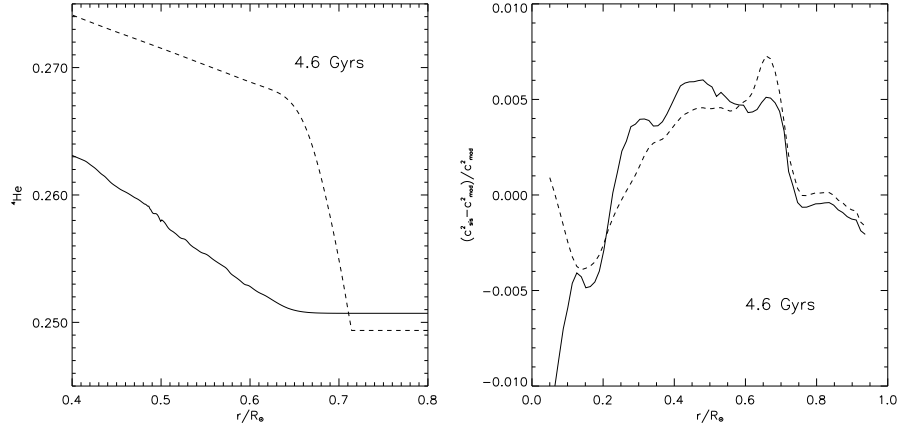


Figure 2. Results at 4.606 Gyrs : the solid lines represent the results of our best model, the dashed lines show the results of a standard model including element segregation. Left panel : Helium profile below the convective zone. Right panel : comparison between c^2 (sound speed square) deduced from helioseismology (Basu et al., 1997) and the computed one.

increase, thereby reducing the mixing efficiency in a non-negligible way as described in the previous section. They also increase in the core because of nuclear burning but other physical processes can occur there which are not taken into account in the present computations (e.g. mild mixing in the internal layers at some stages of the solar evolution).

Figure 4 displays the diffusion coefficients (D_{eff} , D_{turb} and D_{tacho}) inside the star at different evolutionary stages. The tachocline-induced mixing is significant over a narrow region located above $0.6R_\odot$ which means above the beryllium nuclear destruction region. Below the tachocline region, the mixing is due essentially to the rotation-induced mixing. In this region because of large ω -currents, the diffusion coefficient becomes very small during the solar evolution.

Finally at the beginning of the solar life, a strong mixing takes place in the whole radiative interior. Just below the convective zone, in the tachocline region, this mixing remains very strong during all the solar evolution. Below the tachocline region, the meridional circulation becomes rapidly very weak (after 2 Gyrs). As a result the convective region is rapidly disconnected from the beryllium-nuclearly depleted region while it remains connected to the lithium one through the tachocline during all the evolution.

Figure 5 displays the lithium and beryllium depletion with time at the solar surface. At the age of the Sun the lithium is depleted by a factor 133.8 while the beryllium depletion is lower than 18%.

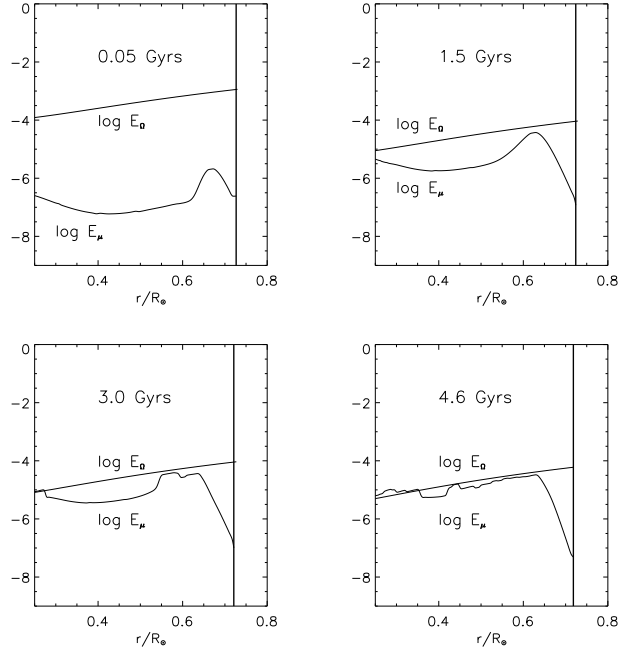


Figure 3. Evolution of $\log E_0$ and $\log E_\mu$ currents with time inside the Sun. The graphs show the variations with depth of both $\log E_0$ and $\log E_\mu$.

Therefore the chosen values of the free parameters reproduce quite well the lithium depletion observed in the Sun and lead to a small destruction of beryllium. Table I also shows that the constraints on the $^3\text{He}/^4\text{He}$ ratio is satisfied as well as the constraints on the initial helium abundance ($Y_{\text{surf}} = 0.2507$) which is consistent with the value deduced from helioseismology by Basu & Antia (1997) and Richard et al. (1998): $Y_{\text{surf}} = 0.249 \pm 0.002$ (with the OPAL equation of state). The position of the convective region is however slightly overestimated.

The lithium abundance in the Sun may be compared to that observed in galactic clusters of known age. Table II then compares the lithium abundance in our model with that observed in four of these galactic clusters. The parametrization of the mixing and the tachocline below the convective zone correctly reproduces the lithium abundance evolution with time.

7. Conclusion

The chemical composition of the solar interior strongly relies on the competition between several physical processes: microscopic diffusion,

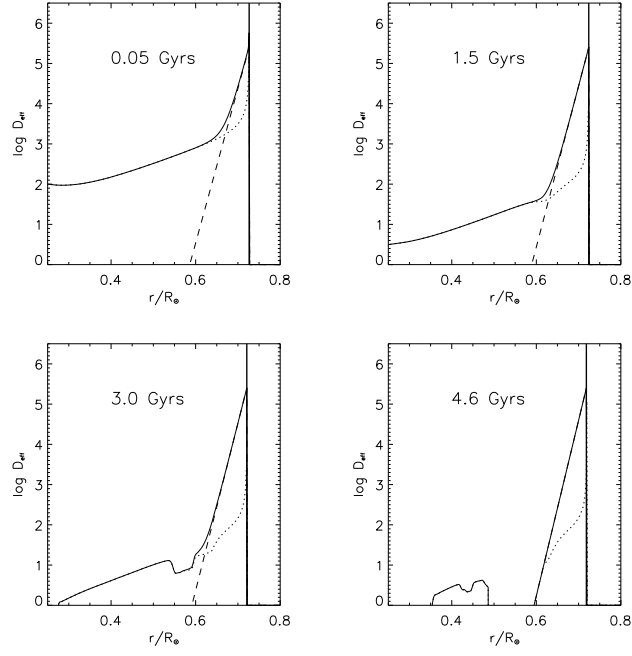


Figure 4. Evolution of the diffusion coefficients with time inside the Sun. The dotted lines show the turbulent diffusion coefficient D_{turb} , the dashed lines show the tachocline-induced diffusion coefficient D_{tacho} and the solid lines show the effective diffusion coefficient $D_{\text{eff}} = D_{\text{turb}} + D_{\text{tacho}}$.

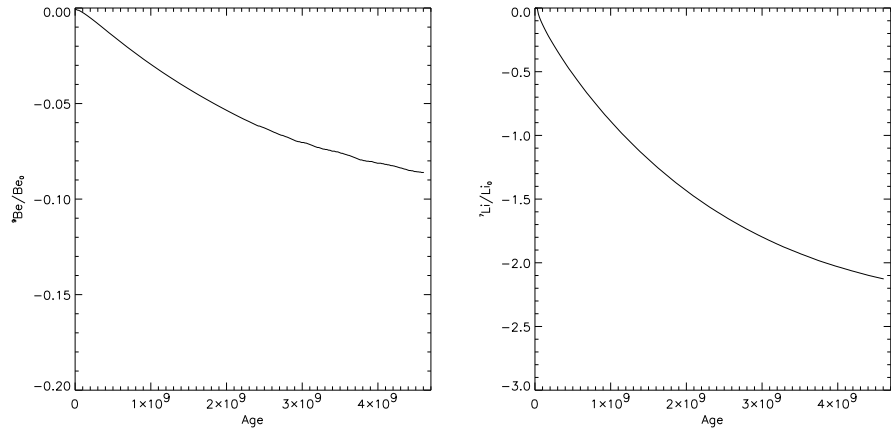


Figure 5. Lithium and beryllium abundance variations with time (yrs) at the solar surface.

Table II. Lithium abundances observed in galactic clusters and lithium abundances of our model

Age	Observations		Model
	Cluster	A (Li)	A (Li)
0.05 G yrs	Persei	3.2 0.3 ¹	3.25
0.1 G yrs	Pleiades	2.9 0.3 ²	3.17
0.8 G yrs	Hyades	2.5 0.3 ³	2.55
1.7 G yrs	NGC 752	1.7 0.5 ⁴	2.01

¹ Balachandran et al. (1996)

² Soderblom et al. (1993)

³ Thomburn et al. (1993)

⁴ Balachandran (1995)

rotation-induced mixing and tachocline mixing. Up to now, the feedback effect of helium settling on the mixing was not taken into account in the computations, although the necessity for the mixing to stop at some depth below the convective zone appeared clearly from the observations of lithium, beryllium and helium 3. For this reason, RVCD had introduced an artificial cut-off of the turbulent diffusion coefficient for a given α -gradient adjusted as a parameter. The present computations are more precise as they take into account the coupling between microscopic diffusion and rotation-induced mixing as described in previous papers by Theado and Vauclair 2003 a and b. Mixing is naturally slowed down and stopped when the so-called α -currents are opposite to the β -currents. The present modeling procedure also includes the most recent physical parameters for the opacities, equation of state, and nuclear reaction rates. The seismic sun is nicely reproduced by our best model, although some discrepancy by about 0.5 percent still remains. The same modeling procedure applied to solar-type stars in galactic clusters also reproduces correctly the lithium depletion with time.

Acknowledgements

We thank the referee, Joyce Guzik, for fruitful comments. This work was supported by grant POCTI/1999/FIS/34549 approved by FCT and POCTI, with funds from the European Community programme FEDER.

References

- Allen, C. W., 1976, *Astrophysical Quantities*, 3rd ed.; London: Athlone Press
- Alexander, D. R., Ferguson, J. W., 1994, *ApJ* 437, 879
- Angulo C., Amoult M., Rayet M., (NACRE collaboration), 1999, *Nuclear Physics A* 656, 1, <http://nntpm.ulb.ac.be/Nacre/nacre.htm>
- Antia, H. M., 1998, *A & A* 330, 336
- Antia, H. M., Basu, S., Chitre, S. M., 1998, *MNRAS* 298, 543
- Bahcall, J. N., Pinsonneault, M. H., 1992, *Rev. Mod. Phys.* 64 (4), 885
- Bahcall, J. N., Pinsonneault, M. H., Wasserburg, G. J., 1995, *Rev. Mod. Phys.* 67, 781
- Balachandran, S., 1995, *ApJ* 446, 203
- Balachandran, S., Lambert, D. L., Stasser, J. R., 1996, *ApJ* 470, 1243
- Balachandran, S., Bell, R. A., 1997, *AAS Meeting* 29, 1325
- Basu, S., 1997, *MNRAS* 288, 572
- Basu, S., Antia, H. M., 1997, *MNRAS* 287, 189
- Basu, S., Christensen-Dalsgaard, J., Chaplin, W. J., Elsworth, Y., Isaak, G. R., New, R., Schou, J., Thompson, M. J., Tomczyk, S., 1997, *MNRAS* 292, 243
- Basu, S., Dappen, W., Nayfonov, A., 1999, *ApJ* 518, 985
- Basu, S., Antia, H. M., 2001, *MNRAS* 324, 498
- Brown, T. M., Christensen-Dalsgaard, J., 1998, *ApJ Lett.* 500, L195
- Brun, A. S., Turck-Chieze S., Morel P., 1998a, *ApJ* 506, 913
- Brun, A. S., Turck-Chieze, S., Zahn, J. P., 1998b, in *Structure and Dynamics of the interior of the Sun and Sun-like Stars*, SOHO 98 Workshop, Vol. 6, p.439
- Brun, A. S., Turck-Chieze, S., Zahn, J. P., 1999, *ApJ* 525, 1032
- Brun, A. S., Antia, H. M., Chitre, S. M., Zahn, J. P., 2002, *A & A* 391, 725
- Chaboyer, B., Zahn, J. P., 1992, *A & A* 253, 173
- Charbonneau, P., Christensen-Dalsgaard, J., Henning, R., Schou, J., Thompson, M. J., Tomczyk, S., 1998, in *sounding solar and stellar interiors* ed J. Provost & F.-X. Schmelder (Nice : obs Côte d'Azur) 161
- Charbonneau, P., Christensen-Dalsgaard, J., Henning, R., Larsen, R. M., Schou, J., Thompson, M. J., Tomczyk, S., 1999, *ApJ* 527, 445
- Christensen-Dalsgaard, J., Gough, D. O., Thompson, M. J., 1991, *ApJ* 378, 413
- Christensen-Dalsgaard J. et al., 1996, *Science* 272, 1286
- Corbard, T., Berthomieu, G., Provost, J., Morel, P., 1998, *A & A* 330, 1149
- Corbard, T., Blanc-Feraud, L., Berthomieu, G., Provost, J., 1999, *A & A* 344, 696
- Dappen, W., Mihalas, D., Hummer, D. G., Mihalas, B. W., 1988, *ApJ* 332, 261
- Dziembowski, W. A., Pamyatnykh, A. A., Sienkiewicz, R., 1991, *MNRAS* 249, 602
- Dziembowski, W. A., Fiorentini, G., Ricci, B., Sienkiewicz, R., 1999, *A & A* 343, 990
- Elliott, J. R., Kosovichev, A. G., 1998, *ApJ* 500, L199
- Elliott, J. R., Gough, D. O., 1999, *ApJ* 516, 475
- Geiss, J., Gockeler, G., 1998, *Space Science Reviews* 84, 239
- Grenier, N., Noels, A., 1993, in *Origin and Evolution of the Elements*, Prantzos N., Vangioni-Flam E., Cassé M. (eds.), Cambridge Univ. Press, 15
- Guenther, D. B., Demarque, P., Kim, Y. C., Pinsonneault, M. H., 1992, *ApJ* 387, 372
- Guenther, D. B., Demarque, P., 1997, *ApJ* 484, 937
- Hummer, D. G., Mihalas, D., 1988, *ApJ* 331, 794
- Huppert, H. E., Spiegel, E. A., 1977, *ApJ* 213, 157
- Iglesias, C. A., Rogers, F. J., 1996, *ApJ* 464, 943

- Kosovichev, A. G., 1995, *Adv. Space Res.* 15 (7), 795
- Kosovichev, A. G., 1996, *ApJ* 469, L61
- Kosovichev, A. G. et al., 1998, in *Sounding solar and stellar interiors* ed J. Provost & F.-X. Schmider (Nice : obs Côte d'Azur) 97
- Maecker, A., 1995, *A & A* 299, 84
- Maecker, A., Zahn, J.-P., 1998, *A & A* 334, 1000
- Mestel, L., 1965, *Stellar structure*, in *stars and stellar systems* vol 8 (ed G. P. Kuiper, B. M. Middlehurst; Univ Chicago Press) 465
- Mestel, L., Moss, D. L., 1986, *MNRAS* 221, 25
- Mihalas, D., Dappen, W., Hummer, D. G., 1988, *ApJ* 331, 815
- Montmerle, T., Michaud, G., 1976, *ApJSS* 31, 489
- Richard, O., Vauclair, S., Charbonnel, C., Dziembowski, W. A., 1996, *A & A* 312, 1000
- Richard, O., Dziembowski, W. A., Sienkiewicz, R., Goode, P. R., 1998, *A & A* 338, 756
- Rogers, F. J., Swenson, F. J., Iglesias, C. A., 1996, *ApJ* 456, 902
- Rogers, F. J., Nayfonov, A., 2002, *ApJ* 576, 1064
- Schlattl, H., 2002, *A & A* 395, 85
- Schlattl, H., Salaris, M., 2003, *A & A* 402, 29
- Schou, J., Kosovichev, A. G., Goode, P. R., Dziembowski, W. A., 1997, *ApJ Lett.* 489, L197
- Skumanich, A., 1972, *ApJ* 171, 565
- Spiegel, E. A., Zahn, J.-P., *A & A* 265, 106
- Soderblom, D. R., Jones, B. F., Balachandran, S., Stasser, J. R., Duncan, D. K., Fedele, S. B., Hudon, J. D., 1993, *AJ* 106, 1059
- Talbot, S., Zahn, J.-P., 1997, *A & A* 317, 749
- Theado, S., Vauclair, S., 2003a, *ApJ* 587, 784
- Theado, S., Vauclair, S., 2003b, *ApJ* 587, 795
- Thorburn, J. A., Hobbs, L. M., Deliyannis, C. P., Pinsonneault, M. H., 1993, *ApJ* 415, 150
- Tripathy, S. C., Christensen-Dalsgaard, J., 1998, *A & A* 337, 579
- Turootte, S., Richer, J., Michaud, G., Iglesias, C. A., Rogers, F. J., 1998, *ApJ* 504, 539
- Vauclair, S., 1999, *A & A* 351, 973
- Vauclair, S., Theado, S., 2003, *ApJ* 587, 777
- Zahn, J.-P., 1992, *A & A* 265, 115