

On the Low Progenitor Mass of the Binary Pulsar J0737-3039B

Tsvi Piran and Nir J. Shaviv

Racah Institute of Physics, Hebrew University of Jerusalem, Jerusalem 91904, Israel

ABSTRACT

The observed orbital parameters of the recently discovered binary pulsar J0737-3039 are used to constrain the progenitor system. In particular, the small observed eccentricity and the small inferred peculiar velocity imply that during the formation of the second NS in the system, a very small mass $M \lesssim 0.15M_{\odot}$, was ejected. A progenitor more massive than $1.4M_{\odot}$ is unlikely and a progenitor more massive than $2.3M_{\odot}$ is practically ruled out. We therefore argue that the companion removed most of the progenitor envelope prior to its collapse. The second collapse may have been a SN of Type Ib, or more probably, of Type Ic. Alternatively, it could have been a bare collapse, an option which is kinematically favored. Future constraints on the peculiar motion could solidify this constraint on the mass loss. A future determination of the pulsars' spin vectors and proper motion could allow us the complete determination of the conditions during the second collapse.

1. Introduction

The discovery of the new binary pulsar J0737-3039 (Burgay et al. 2003; Lyne et al. 2004) opened a new ideal general relativistic laboratory. The eclipses of J0737-3039A beyond J0737-3039B provide a superb way to explore pulsar magnetospheres. The relatively short life time of this system to gravitational radiation emission has led to a revision of the binary merger rate in the galaxy (Burgay et al. 2003; Kalogera et al. 2004). We point out in this letter that the orbital parameters of this system, and in particular its low eccentricity and its low peculiar velocity pose strong limits on the origin of this binary system. We argue that the progenitor of the second neutron star must have been very light and that the formation of this neutron star must have involved only a minimal mass loss.

The mass loss during the second explosion could easily disrupt the system. A mass loss prior to the second core collapse (usually due to a common envelope phase) or a kick velocity are usually invoked as ways to prevent the disruption of the binary during the second Supernova. Indeed there is evidence for kicks given to neutron stars at birth (see van den Heuvel & van Paradijs 1997; Burrows 1998). However, a kick velocity could either keep the ellipticity small or reduce the CM motion. That is to say, a kick which keeps the ellipticity small will increase the CM motion and vice versa. Therefore, the prior mass loss must have been very significant in this system.

The analysis described here is similar in spirit to that of Wex, Kalogera, & Kramer (2000) who calculated the pre-SN characteristics of the binary pulsar system B1913+16 given the kinematics of the system. Nevertheless, several differences between the systems imply that both the analysis and the type of conclusions will be different. For example, we cannot place a limit on the direction of the natal kick relative to the pulsar spin direction. We can however place a very strong limit on the progenitor mass.

On the other hand, the analysis here is different from two previous analyses of J0737-3039 by Dewi & van den Heuvel (2004) and Willem s & Kalogera (2004). In these analyses, the kick velocity of the neutron star was constrained given the center of mass kinematics of the system and evolutionary constraints. In particular, it was assumed that the pre-SN star was more massive than $2.1 M_{\odot}$ (Willem s & Kalogera 2004) or $2.3 M_{\odot}$ (Dewi & van den Heuvel 2004), since evolutionary scenarios do not give NS's forming from less massive pre-SN Helium stars in tight binaries. Here, we do not assume any evolutionary constraint, or for that matter, any assumption on the type of the progenitor. That is to say, we use here only kinematic constraints. Moreover, we also consider the kick velocity of the system as a whole, based on a probability analysis for finding the system as close to the galactic plane as it is.

A minor difference between the analysis here and that of Dewi & van den Heuvel (2004) and Willem s & Kalogera (2004) arises from the fact it is now known that the companion of J0737-3039A is a pulsar as well, with a shorter characteristic spin down age. As a consequence, the last collapse in the system was more recent than assumed before. Nevertheless, the slow evolution of the orbital separation and eccentricity implies that this will only give rise to a small quantitative correction.

We discuss the properties of the binary pulsar in §2. In §3 we estimate the probability that the binary system obtained different natal kicks. In §4 we consider the evolution of the system and the dynamics of formation of the second neutron star. We discuss the conclusions and possible caveats in §5.

2. Pulsars' Properties

The binary system J0737-3039 is composed of two pulsars denoted A and B. The system was discovered during a pulsar search carried out using a multibeam receiver at the Parkes 64-m radio telescope in New South Wales. At first only J0737-3039A was detected (Burgay et al. 2003). Further observations revealed that the companion in this system is also a pulsar J0737-3039B (Lyne et al. 2004). We begin by summarizing the relevant parameters of this system.

Orbital Parameters: The orbital period is 2.454 hours. The separation of the pulsars today is 8.8×10^{10} cm and the eccentricity is 0.087779(5). This implies (see Fig. 2) that the system will merge within 83 Myr due to emission of gravitational radiation. The system is seen almost edge on and its inclination is 87° .

Pulsar life times: The pulsars' periods, $P_{A,B}$ are: 22.7 m sec and 2.773 sec respectively. $\dot{P}_{A,B}$ and the time derivatives $\dot{P}_{A,B}$ provide estimates for the life times of the pulsars with $t_A = 210$ M yr and $t_B = 50$ M yr. These observations also provide estimates for the magnetic fields of the two binaries: $B_A = 6.3 \times 10^9$ G and $B_B = 1.6 \times 10^{12}$ G.

Position: The system is 600 pc away from Earth. Its Galactic coordinates are: $L = 245.2357$ and $B = -4.5048$, which implies that it is within 50 pc from the Galactic plane.

Masses: The pulsars' masses are almost equal with: $m_A = 1.377(5)M_\odot$ and $m_B = 1.250(5)M_\odot$.

We assume in the following that the present dual pulsar system was born about 50 M yrs ago when pulsar B was formed (as inferred from its lifetime). We infer that prior to that, pulsar A was spun up by accretion from its companion and that this spin up process stopped 200 M yr ago.

3. Peculiar Motion

One of the important observations which can be used to constrain the system's observed location is about 50 pc from the galactic plane. This is obtained given the dispersion measure distance of 0.6 kpc and its galactic $b = -4.5^\circ$ latitude (Lyne et al. 2004). This implies that it is unlikely that the system attained a large peculiar motion during the core collapse. If it had, it would have left the galactic plane unless, by chance, it was kicked within the galactic plane. A large velocity would have made the system unbound from the Galactic potential. It would have then travelled, within its lifetime a distance of 5 kpc ($v = 100$ km/sec) ($t = 50$ M yr).

If the system was vertically bound then the motion would have been periodic. The vertical angular speed is given by

$$\omega_z^2 = 4\pi G \rho_0 \quad (1)$$

A typical value for the density in the disk, ρ_0 , is $0.25 M_\odot / \text{pc}^3$ (Bahcall et al. 1982). This gives an orbital period of $P_z = 50$ M yr. The typical velocity for an object observed at z_{obs} is $V_z = 2|z_{\text{obs}}|/P_z$. A distance of 50 pc would imply then that the vertical velocity is of the order of 6 km/sec.

To quantify the probability, we perform a Monte Carlo simulation. We assume that the progenitor distribution has a Gaussian distribution in the amplitude $A_{z,0}$ of the vertical oscillation, with a width $\sigma_z = 25, 50$ or 100 pc. At the moment of core collapse, we assumed it has a phase ϕ_0 within its vertical motion, such that:

$$z_0 = A_{z,0} \sin \phi_0 \quad ; \quad v_{z,0} = \frac{2 A_{z,0}}{P_z} \cos \phi_0 \quad (2)$$

We have no particular priors on the kick velocity, we therefore assume the center of mass kick velocity has a log-normal distribution between 1 and 1000 km/s, and that the direction of the kick

is random. Given a random center of mass kick velocity v_{cm} , we then calculate the new vertical velocity, and vertical amplitude:

$$v_{z;1} = v_{z;0} + v_{cm,z} ; \quad A_{z;1} = \sqrt{z_0^2 + \frac{v_{z;1}^2 P_z^2}{2}} \quad (3)$$

The final vertical location of the binary will be given by:

$$z_1 = A_{z;1} \sin i_1 ; \quad (4)$$

where we assume that i_1 is random. If we could have been certain about the pulsar's age as well as the periodicity P_z , we could have calculated it from the kick and i_0 , but this is not the case.

We repeat this procedure 10^7 times, and collect all the events which leave a binary located at $z_1 = z_{obs} = 50 \pm 5$ pc. We then plot in Fig. 1 the distribution function $P(v_{cm} > v_{cut})$. That is, we plot the probability that the given system had a CM kick larger than v_{cut} . We find that, as expected, $v_{cm} \approx 15$ km/s at 68% confidence, $v_{cm} \approx 150$ km/sec, at 95% confidence, and $v_{cm} \approx 500$ km/s at 99% confidence. This velocity is small compared with the internal circular velocity of the system 600 km/s. This will prove to be important.

The limit on the vertical velocity and on one of the perpendicular (to the line of sight) components of the velocity within the Galactic disk can be found within a few years, as estimates of the proper motion of the system will be obtained. Note that at a distance of 600 pc, a velocity of 100 km/sec implies a proper motion of $0.036''/\text{yr}$.

4. Evolution

At present the orbital evolution of the two pulsar's system is determined by emission of gravitational radiation. This causes a spiraling in of the binary orbit. The orbital evolution is well known and can be integrated forwards and backwards in time according to the formulae given, for example, by Shapiro and Teukolsky (1983). Fig. 2 depicts the evolution of the orbit due to gravitational radiation emission. An interesting feature of the evolution is that the eccentricity decays with a faster rate than the orbital separation. Thus an eccentric orbit becomes, first circular and then it decays.

Fig. 2 shows that the system will merge within 85 M yrs. This makes it the shortest lived known binary pulsar system. This short life time has led to a revision upwards of the estimated rate of binary neutron star mergers in the Galaxy by an order of magnitude (Burgay et al. 2003; Kalogera et al. 2004). Fig. 2 also shows the integration backward in time. This enables us to determine the parameters of the system when it was born. We find that 50 M yr ago, when the pulsar B was born, the ellipticity was slightly larger ($e_1 = 0.11$) and the semimajor axis was 10^{11} cm. Thus we conclude that the system was born with a low ellipticity and the present low ellipticity is not due to gravitational radiation decay of the ellipticity. Instead, it resulted from the orbital parameters

of the system after the second core collapse. Note that the values are not that different at 200 M yr. At that time the ellipticity was 0.14 and the separation was 1.2×10^{11} cm.

We come now to our main consideration. We ask how can the system form with both a low eccentricity and a small velocity? We show that this implies that the mass loss during the second core collapse was minimal. We assume that prior to the second core collapse, tidal interaction between the progenitor and the neutron star has led to a circular orbit. We consider the influence of mass ejection during this core collapse event on the orbital motion. We begin with a simple analytic toy model in which we ignore the eccentricity and demand that the binary neutron star system moves in circular orbit.

4.1. A Toy Model

Consider two masses m_i and m_2 in a circular motion with a separation A_i , before the NS formation. The star i explodes and sheds some of its mass. The remaining mass is m_f . Within the context of J0737-3039 $m_f = m_B$ and $m_2 = m_A$. We assume that the explosion is non-spherical and as a result the star attains a kick velocity v_k in opposite direction to its absolute velocity. Prior to the explosion, the relative velocity of m_i relative to m_2 is:

$$v_{ci}^2 = \frac{G(m_2 + m_i)}{A_i} \quad (5)$$

In order for the new orbit to be circular, the relative velocity of m_f relative to m_2 should be:

$$v_{cf}^2 = \frac{G(m_2 + m_f)}{A_i} \quad (6)$$

This leads to a condition for v_k :

$$\sqrt{\frac{G(m_2 + m_i)}{A_i}} - v_k = \sqrt{\frac{G(m_2 + m_f)}{A_i}} \quad (7)$$

The mass loss and the kick lead to a center of mass velocity:

$$v_{cm} = \frac{(m_i - m_f)m_2}{(m_f + m_2)(m_i + m_2)} v_{ci}^2 + \frac{m_f}{m_f + m_2} v_k \quad (8)$$

Defining: $q = m_2/m_f$; $f = m_f/m_i$ and $v_{cm} = v_{cf}$ we get:

$$= \frac{1}{f} \frac{1}{1+q} \frac{1}{1+fq} - \frac{1}{1+q}; \quad (9)$$

from which it is self evident that with $q \gg 1$, in order that should be small (small CM velocity) f must be close to unity. The results can be understood in the following way. A spherical mass

ejection gives a kick to the CM of the remaining system in the same direction as the kick given to the CM. The kick is of the order of the circular velocity times the fraction of the ejected mass divided by the total remaining mass. Now, in order that the system remains in a circular orbit the ejected mass should be ejected non spherically in such a way that it gives a kick to m_f , lowering its velocity relative to m_2 . This kick should be of the order of the circular velocity of the initial system if the mass loss is significant. However, this adds a kick to the CM of the remaining system. This additional kick is in the same direction as the first one, leading essentially to a CM velocity which is of the order of the initial circular velocity.

4.2. The realistic eccentric case

We consider the same system again, with two masses m_1 and m_2 moving on a circular orbit before the core collapse. Now the system attains an elliptic orbit after the SN. A will now be the sum of the orbits semi major axes, or separation in case the pre-collapse circular orbit. The analysis uses the same principles as Hills (1983); Kalogera (1996); Fryer & Kalogera (1997); Weis, Kalogera, & Kramer (2000). Here, we will obtain equations for the unknown initial progenitor mass m_1 , the unknown initial separation A_i and the kick velocity v_k , given the current masses, orbital configuration and binary CM velocity.

The relative velocity of m_1 before and after the SN are $v_{rel,i}$ and $v_{rel,f} = v_{rel,i} + v_k$, where v_k is the kick velocity. The condition of circular motion before the core collapse gives: $v_{rel,i}^2 = v_{c,i}^2$, where $v_{c,i}$ is given by Eq. 5. Defining θ as the angle between v_k and $v_{rel,i}$ and the orthogonal angle to be zero if v_k lies within the plane defined by the momentary separation between the two masses, r , and $v_{rel,i}$, and pointing outwards from r , we have,

$$v_{rel,f} = \sqrt{(v_{rel,i} + v_k \cos \theta)^2 + (v_k \sin \theta)^2} \quad (10)$$

The energy of the system after the core collapse is:

$$E = -G \frac{m_f m_2}{A_i} + \frac{1}{2} (v_{rel,i} + v_k \cos \theta)^2 + (v_k \sin \theta)^2 \quad (11)$$

where $\mu = m_f m_2 / (m_f + m_2)$ is the reduced mass (after the core collapse) and A_i is the separation just prior to the core collapse (because before the collapse, the orbit was circular). The angular momentum and the eccentricity e after the core collapse are:

$$L_f = A_i \sqrt{(v_{rel,i} + v_k \cos \theta)^2 + (v_k \sin \theta)^2} \quad (12)$$

and

$$e^2 = 1 + \frac{2L_f^2 E_f}{G^2 (m_f + m_2)^3} \quad (13)$$

The new separation A_f , satisfies:

$$A_f = \frac{G (m_f + m_2)}{4E_f} \quad (14)$$

Finally, the velocity of the center of mass, v_{cm} after the core collapse is given by:

$$v_{cm} = \frac{m_i + m_f}{m_f + m_2} \frac{m_2}{m_i + m_2} v_{rel,i} + \frac{m_f}{m_f + m_2} v_k \quad (15)$$

Using our definitions of angles, we have:

$$v_{cm}^2 = \left(\frac{m_i + m_f}{m_f + m_2} \frac{m_2}{m_i + m_2} v_{rel,i} - \frac{m_f}{m_i + m_f} v_k \cos \theta \right)^2 + \left(\frac{m_f}{m_i + m_f} v_k \sin \theta \right)^2 \quad (16)$$

We define an equivalent circular velocity for the binary after the core collapse:

$$v_{c,ff}^2 = \frac{G (m_f + m_2)}{A_f} \quad (17)$$

This is a crucial quantity that we will use as a measure of the various velocities in the system.

Defining $k = v_k/v_{c,ff}$, and $A_f = A_i$, and using the previous definitions of f , q , and θ we obtain three equations for the eccentricity, the semi-major axis and the CM velocity:

$$e^2 = \frac{1}{2f^2(1+q)^2} \left[f k^2 (1+q) \left((f(2+q)-1) + 2^{p-1} f k^p \frac{q}{1+q} \frac{r}{\frac{1}{f} + q \cos \theta} \right) \right. \\ \left. + (1+f q) + 2^{p-1} f k^p \frac{q}{1+q} \frac{r}{\frac{1}{f} + q \cos \theta} + f k^2 (1+q) \cos^2 \theta + \right. \\ \left. f k^2 (1+q) \sin^2 \theta \sin^2(\theta) \right]; \quad (18)$$

$$1 = \frac{f(1+q)}{(f(2+q)-1) \left(f k^2 (1+q) \right) + 2^{p-1} f k^p \frac{q}{1+q} \frac{r}{\frac{1}{f} + q \cos \theta}} \quad (19)$$

and

$$2 = \frac{(f-1)^2 q^2 + f k^2 (1+q) (1+f q) + 2^{p-1} (f-1) f k q^p \frac{q}{1+q} \frac{r}{\frac{1}{f} + q \cos \theta}}{f(1+q)^3 (1+f q)} \quad (20)$$

For a given θ , e , and r a solution to the three equations can be found numerically for f , k , and θ . Then, the θ and e phase space is searched to find the minimum value of f possible. This gives the maximum mass that can be ejected for a given CM velocity.

Fig. 3 depicts, for various initial eccentricities, the minimal f value as a function of θ . The integration backwards of the orbit to the time of the core collapse, about 50 Myr ago shows that just after the core collapse the orbital separation was $\sim 10^{11}$ cm and the eccentricity, was around 0.11. The corresponding circular velocity was 590 km/sec. Given that the current CM motion is most probably of order 15 km/sec, $\theta < 0.025$ is a reasonable upper limit. Given the eccentricity 0.1, this value of θ implies that $f > 0.88$ or that the mass loss during the formation of the second neutron star formation was probably of order $\sim 0.15 M_\odot$. For $\theta < 0.25$ (our 95% confidence limit), we find that $f_{min} = 0.55$, thus, the star shed less than $1.0 M_\odot$ at 95% confidence during the core collapse event. The progenitor was most probably less massive than $2.3 M_\odot$, with $m_i \sim 1.4 M_\odot$ being more likely.

5. Conclusions and Implications

The binary B1913+16 was studied for almost 3 decades since its discovery (Hulse & Taylor 1975). The ample data could then be used by Weisberg, Kalogera, & Kramer (2000) to place very interesting limits on this system. For example, it was found that the natal kick must have been directed almost perpendicular to the spin axis of the neutron star progenitor. On the other hand, the rather large post-SN eccentricity implies that the pre-collapse orbital separation ($1.8 - 4.6 R_\odot$) or the mass of the progenitor ($4 - 32 M_\odot$) cannot be tightly constrained.

The system J0737-3039 is different from previously detected binary pulsar systems in that it has a very low eccentricity, and it was small also after the collapse. Thus, the orbital separation, for example, can be constrained to have been $A_i = 1.0 - 0.1 \times 10^{11} \text{ cm} = 1.45 - 0.15 R_\odot$ during the collapse. As the system J0737-3039 was only recently discovered, the proper motion could not be detected yet. Therefore, in order to get meaningful constraints on the kinematics of the SN explosion, Dewi & van den Heuvel (2004) and Willems & Kalogera (2004) constrained in their analyses the progenitor mass to be consistent with the evolution of He stars in tight binaries.

Statistically, however, it is possible to place limits on the center of mass motion of the system, at different confidence limits, using the fact that it is within about 50 pc from the galactic plane. In particular, $v_{\text{cm}} = 15 \text{ km/s}$ and it is less than 150 km/s at about 95% confidence. This implies that the ejected mass during the collapse is likely to be less than $0.15 M_\odot$, while at 95% confidence, it is less than $1.0 M_\odot$.

Since current evolutionary models for Helium stars require a minimum mass of 2.1 to $2.8 M_\odot$ to form a NS (Tauris & van den Heuvel 2004, and references therein), there seems to be two reasonable possibilities.

In the first possibility, J0737-3039B originated in a SN by a progenitor Helium star with $M < 2.1 M_\odot$. This case requires the systemic kick to have been large but within the galactic plane. This could have occurred with a low probability of $\sim 5\%$. Since He stars which lose mass only through winds generally have somewhat higher masses ranging between 2.3 to $3.5 M_\odot$ (Woosley, Langer, & Weaver 1995), a possible interpretation is that the progenitor star lost most of its envelope through interaction with its companion. This is also reasonable considering the small separation. Since most of the lost mass could not have accreted onto the companion, it was probably lost through a common envelope phase, at which point the companion J0737-3039A was spun up and its magnetic field was suppressed by accretion. This accretion phase ended around 200 Myr ago.

Because so little of the star was left after the mass loss, it is possible that even the Helium mantle was removed, such that the resulting supernova, if it were a supernova, was of Type Ic.

A second interpretation of the above results follows the more probable mass loss. We expect the mass loss in the cataclysmic event to have been $\sim 0.15 M_\odot$, given the small systemic velocity. Moreover, we note that just the burst from a core collapse should reduce the mass by the same

order, with a typical value being $10^{53} \text{ erg} = c^2 \cdot 0.05 M_\odot$. In other words, the collapse may have been of a naked core. Such a collapse does not eject any appreciable mass, but it sheds enough "mass-energy" in the form of γ 's to explain the small eccentricity. In such a case, no kick velocity is expected, and we can determine the burst energy from the inferred eccentricity after the collapse. Namely, $E_{\text{e}}(1+q) = [(1+e)(1+q)] M_B c^2 = 0.228^{+0.025}_{-0.015} M_\odot c^2 \approx 4.2 \cdot 10^{53} \text{ erg}$ (assuming the collapse took place 50^{+50}_{-25} Myr ago). If some mass is ejected, E_{e} will of course be smaller but the total mass-energy lost will be the same. Thus, under the kinematically more probable option, this collapse did not proceed along the common core collapse scenario. Instead the WD progenitor, with a mass of $M_B + E_{\text{e}} = c^2 = 1.478^{+0.025}_{-0.015} M_\odot$ was supported by thermal pressure as well as degeneracy and that the collapse was induced due to the loss of this thermal pressure as the progenitor was cooling. It could have also ensued other internal transitions such as the process of slow e -capture which reduces the Chandrasekhar limit (Finzi & Wolf 1967).

At present we cannot, however, rule out the kinematically less probable possibility that the system does have a large CM velocity and that this velocity is within the Galactic plane. This possibility implies a He star progenitor for J0737-3039B. The kinematically more favorable possibility implies that the pulsar is the remnant of the naked collapse of a WD.

The future detection within a few years of a proper motion could constrain the center of mass velocity much more, after an additional velocity component would be determined. A constrained peculiar motion will probably solidify this extreme case of a low mass collapse and resolve the puzzle on the origin of the object. A useful measurement in this respect, is of the inclination of the pulsar orbit relative to the galactic plane. This could be achieved through measurements of the polarization behavior and of the relativistic spin precession.

The authors wish to thank Ramesh Narayan and members of the Israeli center for High Energy Astrophysics, D. Eichler, M. Milgrom, E. Waxman and V. Usov for helpful comments. The research was supported by an ISF grant.

REFERENCES

- Bahcall, J. N., Flynn, C., & Gould, A. 1992, *ApJ*, 389, 234
- Burgay, M. et al. 2003, *Nature*, 426, 531
- Burrows, A. 1998, *Nature*, 393, 121
- Dewi, J. D. M. & van den Heuvel, E. P. J. 2004, to appear in *MNRAS*, arXiv:astro-ph/0312152.
- Finzi, A. & Wolf, R. A. 1967, *ApJ*, 150, 115
- Fryer, C. & Kalogera, V. 1997, *ApJ*, 489, 244
- Hills, J. G. 1983, *ApJ*, 267, 322

- Hulse, R. A. & Taylor, J. H. 1975, *ApJ*, 195, L51
- Kalogera, V. 1996, *ApJ*, 471, 352
- Kalogera, V., et al., 2004., *ApJ*, in press
- Lyne, A. G. et al. 2004, *science*, doi:10.1126/science.1094645
- Shapiro, S. L. & Teukolsky, S. A. 1983, Research supported by the National Science Foundation. New York, Wiley-Interscience, 1983, 663 p.
- Tauris T. M. & van den Heuvel E. P. J. 2004, in Compact Stellar X-ray Sources, Eds. W. H. G. Lewin & M. van der Klis, (Cambridge: Cambridge University Press), arXiv:astro-ph/0303456
- van den Heuvel, E. P. J. & van Paradijs, J. 1997, *ApJ*, 483, 399
- Wex, N., Kalogera, V., & Kramer, M. 2000, *ApJ*, 528, 401
- Williams, B. & Kalogera, V., 2004., submitted to *ApJ*, arXiv:astro-ph/0312426
- Woosley, S. E., Langer, N., & Weaver, T. A. 1995, *ApJ*, 448, 315

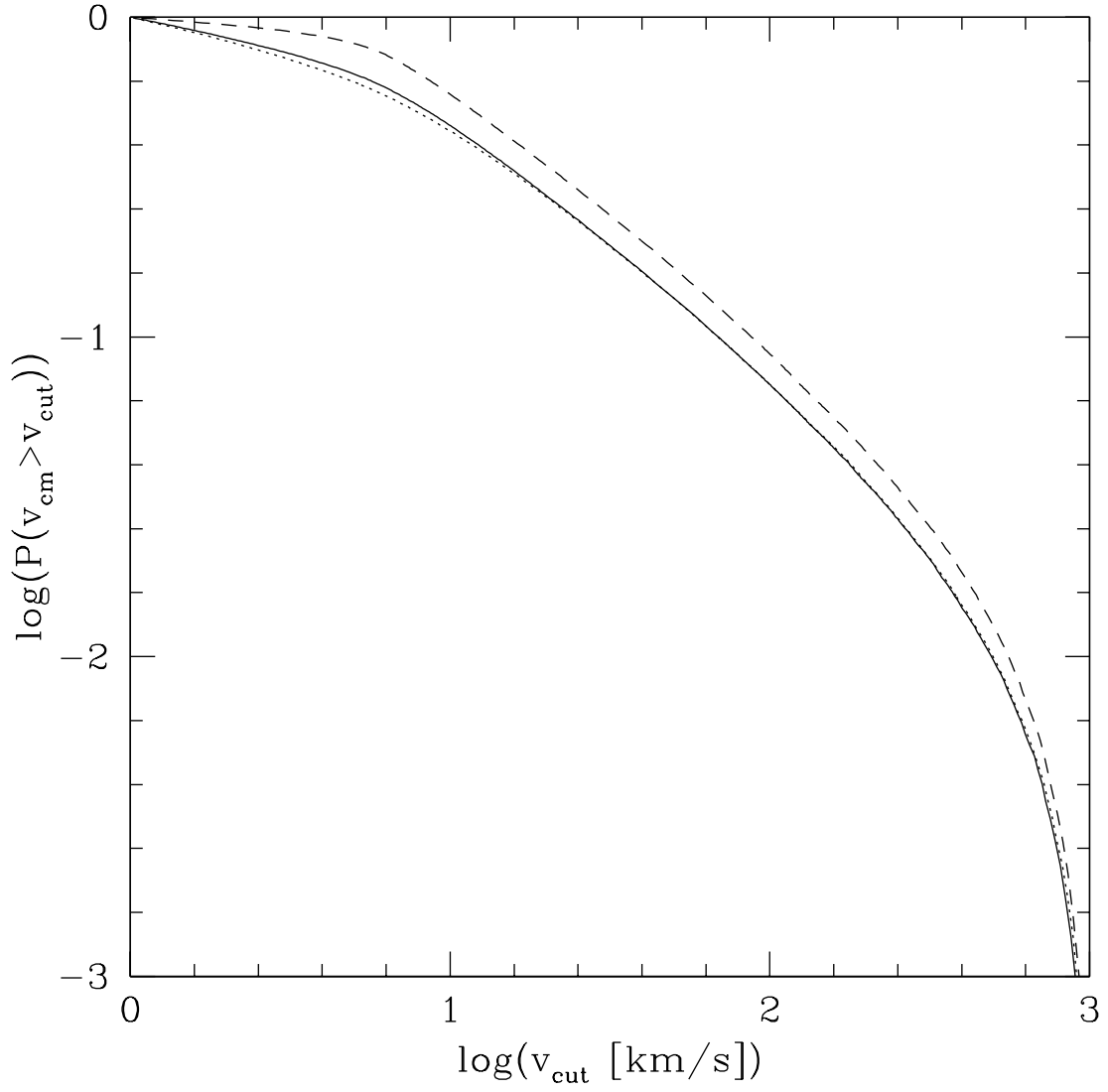


Fig. 1. — The probability that the binary attained a peculiar motion given by v_{cm} after the core collapse, that is larger than a cut-off speed v_{cut} , given that today, it is located roughly 50 pc from the galactic plane. The dashed, solid and dotted lines assume that $v_z = 25; 50; 100$ km/s. The two latter cases are virtually indistinguishable.

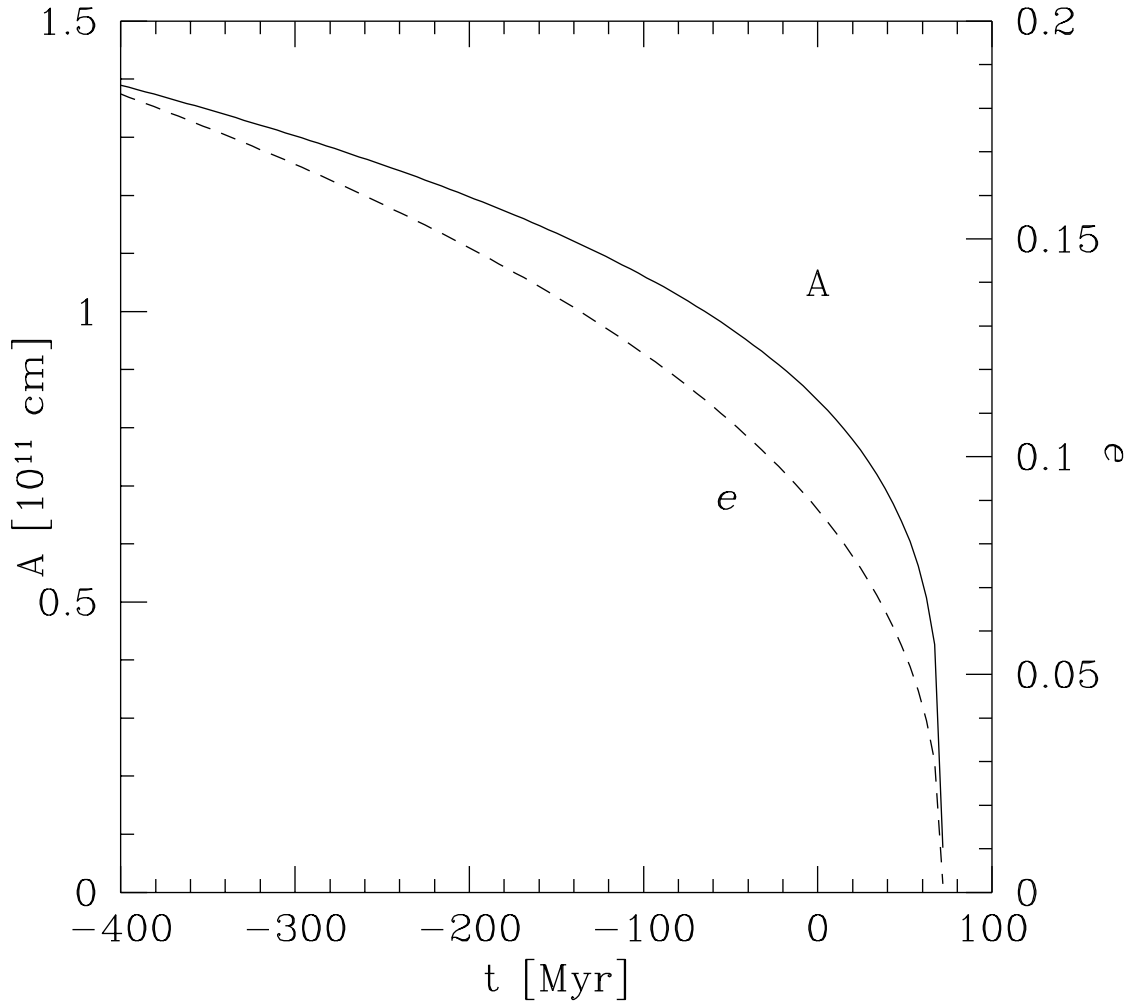


Fig. 2. The evolution of the binary separation A defined as the sum of the semimajor axes of both pulsars and the orbitaleccentricity e due to the emission of gravitational waves as a function of time. This was achieved by integrating the orbital parameter evolution equations (Shapiro & Teukolsky 1983) both forward and backward from the current configuration with $A = 8.8 \times 10^{10}$ cm and $e = 0.088$.

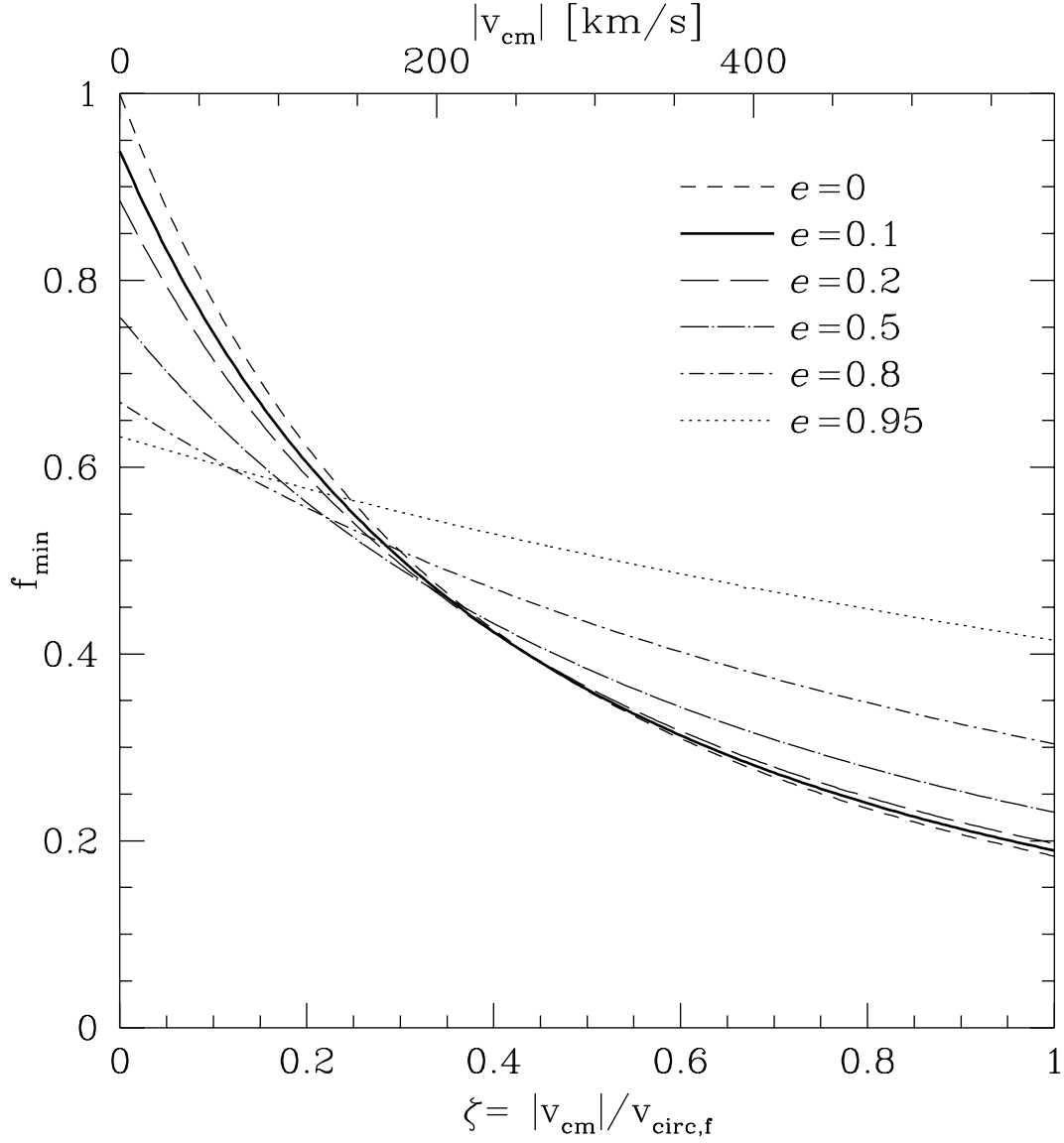


Fig. 3. The minimum fraction of mass $f_{\min} = m_f/m_i$ left after the core collapse in units of the initial mass m_i of the primary, plotted as a function of the kick velocity $|v_{\text{cm}}|$ or in a dimensionless velocity $\zeta = |v_{\text{cm}}|/v_{\text{circ},f}$. The different graphs are calculated for different eccentricities, with $e = 0.1$ being the preferred value at $t = 50$ Myr, the rough age based on the spin down age. ζ is expected to be ≈ 0.02 . Otherwise, the binary would have been far from the galactic plane, unless by chance it was kicked very close to the plane.