

LOW-FREQUENCY GRAVITATIONAL RADIATION FROM COALESCING MASSIVE BLACK HOLE BINARIES IN HIERARCHICAL COSMOLOGIES

Alberto Sesana¹, Francesco Haardt¹, Piero Madau², & Marta Volonteri²

ApJ, in press

ABSTRACT

We compute the expected low-frequency gravitational wave signal from coalescing massive black hole (MBH) binaries at the center of galaxies in a hierarchical structure formation scenario in which seed holes of intermediate mass form far up in the dark halo "merger tree". The merger history of dark matter halos and associated MBHs is followed via cosmological Monte Carlo realizations of the merger hierarchy from redshift $z = 20$ to the present in a Λ CDM cosmology. MBHs get incorporated through halo mergers into larger and larger structures, sink to the center owing to dynamical friction against the dark matter background, accrete cold material in the merger remnant, and form MBH binary systems. Stellar dynamical (three-body) interactions cause the hardening of the binary at large separations, while gravitational wave emission takes over at small radii and leads to the final coalescence of the pair. A simple scheme is applied in which the "loss cone" is constantly refilled and a constant stellar density core forms because of the ejection of stars by the shrinking binary. The integrated emission from inspiraling MBH binaries at all redshifts is computed in the quadrupole approximation, and results in a gravitational wave background (GWB) with a well defined shape that reflects the different mechanisms driving the late orbital evolution. The characteristic strain spectrum has the standard $h_c(f) / f^{2/3}$ behavior only in the range $f = 10^{-9} - 10^{-6}$ Hz. At lower frequencies the orbital decay of MBH binaries is driven by the ejection of background stars ("gravitational slingshot"), and the strain amplitude increases with frequency, $h_c(f) / f$. In this range the GWB is dominated by $10^9 - 10^{10} M_\odot$ MBH pairs coalescing at $0 < z < 2$. At higher frequencies, $f > 10^{-6}$ Hz, the strain amplitude, as steep as $h_c(f) / f^{1/3}$, is shaped by the convolution of last stable circular orbit emission by lighter binaries ($10^2 - 10^7 M_\odot$) populating galaxy halos at all redshifts. We discuss the observability of inspiraling MBH binaries by a low-frequency gravitational wave experiment such as the planned Laser Interferometer Space Antenna (LISA). Over a 3-year observing period LISA should resolve this GWB into discrete sources, detecting 60 (~ 250) individual events above a $S/N = 5$ ($S/N = 1$) confidence level.

Subject headings: black hole physics { cosmology: theory { early universe { general relativity { gravitational waves

1. INTRODUCTION

Studies of gravitational wave (GW) emission and of its detectability are becoming increasingly topical in astrophysics. Technological developments of bars and interferometers bring the promise of a future direct observation of gravitational radiation, allowing to test one of the most fascinating predictions of General Relativity, and, at the same time, providing a new powerful tool in the astronomical investigation of highly relativistic catastrophic events, such as the merging of compact binary systems and the collapse of massive stellar cores.

Massive black hole (MBH) binaries are among the primary candidate sources of GWs at mHz frequencies (see, e.g., Haehnelt 1994; Jauch & Backer 2003; Wyithe & Loeb 2003), the range probed by the space-based Laser Interferometer Space Antenna (LISA). Today, MBHs are ubiquitous in the nuclei of nearby galaxies (see, e.g., Magorrian et al. 1998). If MBHs were also common in the past (as implied by the notion that many distant galaxies harbor active nuclei for a short period of their life), and if their host galaxies experience multiple mergers during their lifetime, as dictated by popular cold dark matter (CDM) hierarchical cosmologies, then MBH binaries will inevitably

form in large numbers during cosmic history. MBH pairs that are able to coalesce in less than a Hubble time will give origin to the loudest GW events in the universe.

Provided wide MBH binaries do not "stall", their GW driven inspiral will follow the merger of galaxies and pregalactic structures at high redshifts. A low-frequency detector like LISA will be sensitive to waves from coalescing binaries with total masses in the range $10^3 - 10^6 M_\odot$ out to $z \sim 5 - 10$ (Hughes 2002). Two obvious outstanding questions are then how far up in the dark halo merger hierarchy do MBHs form, and whether stellar dynamical processes can efficiently drive wide MBH binaries to the GW emission stage. The luminous $z \sim 6$ quasars discovered in the Sloan Digital Sky Survey (Fan et al. 2001) imply that black holes more massive than a few billion solar masses were already assembled when the universe was less than a billion years old. These MBHs could arise naturally from the growth by Eddington-limited gas accretion of seed stellar-mass or intermediate-mass holes forming at $z > 10$ (Haiman & Loeb 2001). It seems also clear that, following the merger of two halo+MBH systems of comparable mass ("major mergers"), dynamical friction will drag in the "satellite" halo (and its MBH) toward the cen-

¹ Dipartimento di Fisica & Matematica, Università dell'Insubria, via Valleggio 11, 22100 Como, Italy.

² Department of Astronomy & Astrophysics, University of California, 1156 High Street, Santa Cruz, CA 95064.

ter of the more massive progenitor: this will lead to the formation of a bound MBH binary in the violently relaxed core of the newly merged stellar system. What remains uncertain is the demography of the MBH population as a function of redshift and the dynamics of MBH binaries, i.e. whether binaries will "hang up" before the backreaction from GW emission becomes important.

In this paper we study the expected gravitational wave signal from inspiraling binaries in a hierarchical structure formation scenario in which seed holes of intermediate mass form far up in the dark halo "merger tree". The model has been discussed in details in Volonteri, Haardt & Madau (2003, hereafter Paper I). Seed holes are placed within rare high-density regions (minihalos) above the cosmological Jeans and cooling mass at redshift 20. Their evolution and growth is followed through Monte Carlo realizations of the halo merger hierarchy combined with semi-analytical descriptions of the main dynamical processes, such as dynamical friction against the dark matter background, the shrinking of MBH binaries via three-body interactions, their coalescence due to the emission of gravitational waves, and the "gravitational rocket". Major mergers lead to MBH fueling. The long dynamical frictional timescales leave any MBHs "wandering" in galaxy halos after a minor merger. Bound pairs form after major mergers and lose orbital angular momentum by capturing stars passing within a distance of the order of the binary semi-major axis and ejecting them at much higher velocities. The heating of the surrounding stars by a decaying MBH pair creates a low-density core out of a preexisting stellar cusp, slowing down further binary hardening (see, e.g., Milosavljević & Merritt 2001). The model reproduces rather well the observed luminosity function of optically-selected quasars in the redshift range $1 < z < 5$ (Paper I), and provides a quantitative explanation to the stellar cores observed today in bright ellipticals as a result of the cumulative eroding action of shrinking MBH binaries (Volonteri, Madau, & Haardt 2003, hereafter Paper II).

The paper is organized as follows. In §2 we describe our merger tree algorithm coupled with semi-analytical recipes designed to track the dynamical history of MBHs in a cosmological framework. We compute black hole binary coalescence rates as a function of redshift and mass, and show that MBH binaries will shrink to the gravitational wave emission stage by scattering off background stars from stellar cusps. In §3 we summarize the basic theory of GW emission. In §4 we compute the cosmological GW background (GWB) from inspiraling MBH binaries and discuss the observability of individual coalescence events by LISA. Finally, we summarize our main results in §5. Unless otherwise stated, all results shown below refer to the currently favoured Λ CDM world model with $\Omega_M = 0.3$, $\Omega_b = 0.045$, $h = 0.7$, $n_s = 0.93$, and $n = 1$.

2. MBH BINARIES

2.1. Assembly and growth of MBHs

Following Papers I and II, we track backwards the merger history of parent halos with present-day masses in the range $10^{11} - 10^{15} M_\odot$ with a Monte Carlo algorithm based on the extended Press-Schechter formalism (see, e.g., Cole et al. 2000). The tree is averaged

over a large number of different realizations, for a total of 220 simulated halos, and the results weighted by the Press-Schechter halo mass function at the chosen output redshift. Pregalactic seed holes form with intermediate masses ($m = 150 M_\odot$) as remnants of the first generation of massive metal-free stars with $m > 260 M_\odot$ that do not disappear as pair-instability supernovae (Madau & Rees 2001). We place them in isolation within halos above $M_{\text{seed}} = 1.6 \cdot 10^7 M_\odot$ collapsing at $z = 20$ (the highest redshift computational costs allow us to follow the merger hierarchy to) from rare > 3.5 peaks of the primordial density field. While $Z = 0$ stars with $40 < m < 140 M_\odot$ are also predicted to collapse to MBHs with masses exceeding half of the initial stellar mass (Heger & Woosley 2002), we find that the GWB signal in the LISA window is not very sensitive to the precise choice for the seed hole mass.

Hydrodynamic simulations of major mergers have shown that a significant fraction of the gas in interacting galaxies falls to the center of the merged system (Mihos & Hernquist 1996): the cold gas may be eventually driven into the very inner regions, fueling an accretion episode and the growth of the nuclear MBH (see, e.g., Kaumann & Haehnelt 2000). Since the local MBH mass density is consistent with the integrated luminosity density of quasars (Yu & Tremaine 2002), the fraction of cold gas ending up in the hole must depend on the properties of the host halo in such a way to ultimately lead to the observed correlation between stellar velocity dispersion and SMBH mass. As in Papers I and II, we assume that in each major merger (defined here as a merger between halos of mass ratio > 0.3), the more massive hole accretes, at the Eddington rate, a gas mass that scales with the fifth power of the circular velocity of the host halo,

$$m_{\text{acc}} = 3.6 \cdot 10^6 M_\odot K V_{c,150}^{5.2}; \quad (1)$$

where $V_{c,150}$ is the circular velocity of the merged system in units of 150 km s^{-1} . This relation follows from combining the m_{BH} and the V_c relations given in Ferrarese (2002, see Papers I and II). The normalization factor K is of order unity and is fixed a posteriori in order to reproduce the correlation between stellar velocity dispersion and nuclear black hole mass observed today in nearby galaxies (Ferrarese & Merritt 2000; Gebhardt et al. 2000).

Inside a halo of mass M , the dark matter is distributed according to a NFW profile (Navarro, Frenk, & White 1997),

$$\rho_{\text{DM}}(r) = \frac{M}{4\pi r(r+r_{\text{vir}})^2 f(c)}; \quad (2)$$

where r_{vir} is the virial radius, c is the halo concentration parameter and $f(c) = \ln(1+c) - c/(1+c)$. The distribution of concentrations and its scaling with halo mass and redshift of collapse are taken from Bullock et al. (2001). Dynamical friction drags satellite progenitors (and their MBHs if they host one or more) towards the center of the more massive preexisting system, on a timescale that depends on the orbital parameters of the satellites (van den Bosch et al. 1999) and on tidal mass loss/evaporation (Tani et al. 2003). The initial occupation fraction of seed holes is so small that the merging of two halos both hosting a black hole is a rare event even with the assumed

"bias", and MBHs evolve largely in isolation. At redshifts below 15, however, more than 10% of hosts contain two or more MBHs, and bound binaries start forming in significant numbers.

The evolution of a bound binary is determined by the initial central stellar distribution. We model this as a (truncated) singular isothermal sphere (SIS) with one-dimensional velocity dispersion and density

$$\rho(r) = \frac{\sigma^2}{2Gr^2}; \quad (3)$$

The stellar velocity dispersion is related to the half circular velocity V_c at the virial radius following Ferrarese (2002),

$$\log V_c = (0.88 \pm 0.17) \log \sigma + (0.47 \pm 0.35); \quad (4)$$

2.2. Binary merger rates

The semimajor axis $a(t)$ of a bound binary continues to shrink owing to dynamical friction from distant stars acting on each MBH individually, until it becomes "hard" when the separation falls below (Quinlan 1996)

$$a_h = \frac{Gm_2}{4\sigma^2} = 0.2 \text{ pc } m_6^{-2} \sigma_{70}^2; \quad (5)$$

where $m_2 (< m_1)$ is the mass of the lighter hole, $m_6 = m_2/10^6 M_\odot$, and σ_{70} is the stellar velocity dispersion in units of 70 km s^{-1} . After this stage the MBH pair hardens via three-body interactions, i.e., by capturing and ejecting at much higher velocities the stars passing by within a distance a (Begelman, Blandford, & Rees 1980). We assume that the "bottleneck" stages of binary shrinking occur for separations $a < a_h$; during a galactic merger, after a dynamical friction timescale, we place the MBH pair at a_h and let it evolve. The hardening of the binary modifies the stellar density profile, removing mass interior to the binary orbit, depleting the galaxy core of stars, and slowing down further hardening. If M_{ej} is the stellar mass ejected by the pair, the binary evolution and its effect on the galaxy core are determined by two dimensionless quantities: the hardening rate

$$H = \frac{1}{G} \frac{da}{dt}; \quad (6)$$

and the mass ejection rate

$$J = \frac{1}{(m_1 + m_2)} \frac{dM_{ej}}{d \ln(1/a)}; \quad (7)$$

The quantities H and J can be found from scattering experiments that treat the test particle-binary encounters one at a time (Quinlan 1996). We assume as in Papers I and II (see also Merritt 2000) that the stellar mass removal creates a core of radius r_c and constant density $\rho_c(r_c)$, so that the total mass ejected as the binary shrinks from a_h to a can be written as

$$M_{ej} = \frac{2}{G} \left(r_c^3 - r_i^3 \right) + M_i - M_c = \frac{4}{3} \frac{\sigma^2}{G} (r_c^3 - r_i^3); \quad (8)$$

where $M_c = \frac{4}{3} \sigma^2 r_c^3$, $M_i = \frac{4}{3} \sigma^2 r_i^3$, $r_i = r_c(t=0)$ is the radius of the (preexisting) core when the hardening

phase starts at $t=0$, and $r_i = r_i(t=0)$. The core radius then grows as

$$r_c(t) = r_i + \frac{3}{4} G (m_1 + m_2) \int_{a(t)}^{a_h} \frac{J(a)}{a} da; \quad (9)$$

The binary separation quickly falls below r_c and subsequent evolution is slowed down due to the declining stellar density, with a hardening time,

$$t_h = \frac{2}{H} \frac{r_c(t)^2}{a}; \quad (10)$$

that becomes increasingly long as the binary shrinks. The mass ejected increases approximately logarithmically with time, and the binary "heats" background stars at radii $r_c \approx a$. We assume that the effect of the hierarchy of MBH binary interactions is cumulative (the "core preservation" model of Paper II), i.e. the mass displaced by the pair is not replenished after every major merger event and r_i continues to grow during the cosmic evolution of the host. This is supported by N-body simulations involving mergers of spherical galaxy models with different density profiles, and showing that the remnant profile is quite close to the profile of the progenitors (in other words that the core appears to be preserved during such mergers (e.g. Ful-ton & Barnes 2001). The above scheme can be modified by rare triple black hole interactions, when another major merger takes place before the pre-existing binary has had time to coalesce (see, e.g., Hut & Rees 1992). In this case there is a net energy exchange between the binary and the third incoming black hole, resulting in the ejection of the lighter hole and the recoil of the binary. The binary also becomes more tightly bound. The reader is referred to Paper I for a detailed discussion of the role played by triple interactions. If hardening continues down to a separation

$$a_{gw} = 0.0014 \text{ pc } \frac{(m_1 + m_2)m_1 m_2}{10^{18.3} M_\odot^3}^{1/4} t_9^{1/4}; \quad (11)$$

the binary will coalesce within t_9 Gyr due to the emission of gravitational waves. An equal mass pair must then manage to shrink by a factor

$$\frac{a_h}{a_{gw}} \approx 150 m_6^{3/4} \sigma_{70}^2 t_9^{1/4} \quad (12)$$

for gravity wave emission to become efficient. Since the hardening and mass ejection rate coefficients are $H \approx 15$ and $J \approx 1$ in the limit of a very hard binary (Quinlan 1996), the hardening time in equation (10) can be rewritten (for $m_1 = m_2$ and $r_i \neq 0$) as

$$t_h \approx 4.7 \times 10^6 \text{ yr } m_6^{-3} (a_h/a) \ln^2(a_h/a) \\ 5.6 \times 10^6 \text{ yr } m_6^{0.35} (a_h/a) \ln^2(a_h/a); \quad (13)$$

where the second equality assumes the m_{BH} relation of Ferrarese (2002). Allowing for the cumulative effect of a hierarchy of MBH binary interactions (i.e. for the existence of a pre-existing core of radius r_i) increases somewhat the hardening time in equation (13). Yet, we find t_h to be comparable or shorter than the then Hubble time at all but the

highest redshifts. Figure 1 shows the number of MBH binary coalescences per unit redshift per unit observed year, $dN/dzdt$, predicted by our model. The observed event rate is obtained by dividing the rate per unit proper time by the $(1+z)$ cosmological time dilation factor. Each panel shows the rate for different $m_{BH} = m_1 + m_2$ mass intervals, and lists the integrated event rate, dN/dt , across the entire sky. The number of events per observed year per unit redshift peaks at $z = 2$ for $10^7 < m_{BH} < 10^9 M_\odot$, at $z = 3-4$ for $10^5 < m_{BH} < 10^7 M_\odot$, and at $z = 10$ for $m_{BH} < 10^5 M_\odot$, i.e. the lower the black hole mass, the higher the peak redshift. Beyond the peak, the event rate decreases steeply with cosmic time. Previous calculations of this quantity have either assumed instantaneous black hole coalescence and computed halo merger rates only out to $z = 5$ (Menou, Haiman, & Narayanan 2001), or have assigned a constant (independent of black hole mass, background stellar density, and redshift) efficiency factor to the coalescence process (Wyithe & Loeb 2003), or have used phenomenological and empirical rates (Jaume & Backer 2003). Our rates are significantly smaller than those computed by Wyithe & Loeb (2003), consistent with their assumption that all MBH binaries actually coalesce.

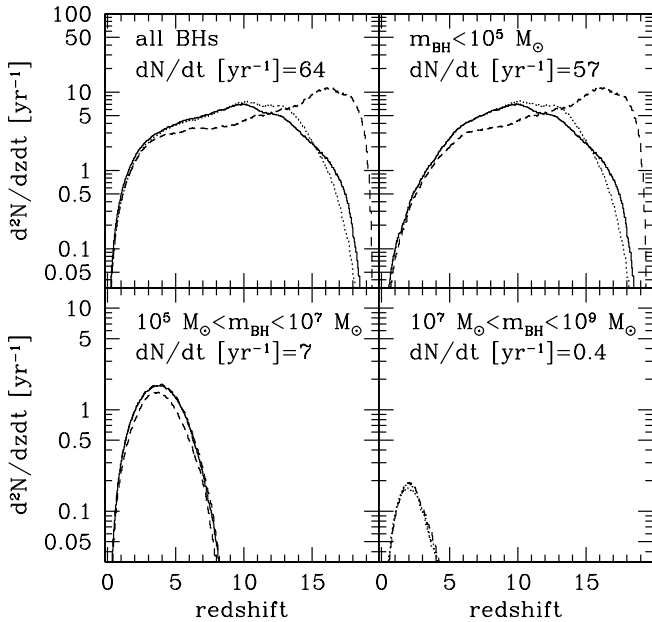


Fig. 1. Number of MBH binary coalescences observed per year at $z = 0$, per unit redshift, in different $m_{BH} = m_1 + m_2$ mass intervals. Each panel also lists the integrated event rate, dN/dt , predicted by our model. The rates (solid lines) are compared to a case in which triple black hole interactions are switched off (dotted lines). Triple hole interactions increase the coalescence rate at very high redshifts, while, for $10 < z < 15$, the rate is decreased because of the reduced number of surviving binaries. Dashed lines: rates computed assuming binary hardening is instantaneous, i.e. MBHs coalesce after a dynamical friction timescale.

While our calculations are the first to include a detailed model of MBH binaries dynamics, we note that our scheme implicitly neglects the depopulation of the "loss cone" (Frank & Rees 1976), since it is the total stellar den-

sity that is allowed to decrease following equation (9), not the density of low angular momentum stars. The effect of loss-cone depletion (the depletion of low-angular momentum stars that get close enough to extract energy from a hard binary) has traditionally been one of the major uncertainties in constructing viable merger scenarios for MBH binaries (Begelman et al. 1980). Several processes have been recently studied that should all mitigate the problems associated with loss-cone depletion, such as the wandering of the binary center of mass from the galaxy center induced by continuous interactions with background stars (Chatterjee, Hemquist, & Loeb 2003), the large supply of low-angular momentum stars in significantly flattened or triaxial galaxies (Yu 2002), the presence of a third hole (Blaes, Lee, & Socrates 2002), and the randomization of stellar orbits due to the infall of small satellites (Zhao, Haehnelt, & Rees 2001). Our scheme also neglects the role of gaseous (rather than stellar dynamical) processes in driving the evolution of a MBH binary (see, e.g., Escala et al. 2004). We will try to address the effect of some of these uncertainties on the predicted GWB in §4.

There is another process that our hierarchical MBH evolution scenario includes: this is the "gravitational rocket", the recoil due to the non-zero net linear momentum carried away by GWs in the coalescence of two unequal mass black holes. Radiation recoil is a strong field effect that depends on the lack of symmetry in the system, and may displace MBHs from galaxy centers or even eject them into intergalactic space (Redmond & Rees 1989). Its outcome is still uncertain, as fully general relativistic numerical computations of radiation reaction effects are not available at the moment. Here we have used the extrapolated perturbative results on test mass particles of Fitchett & Detweiler (1984), predicting in a Schwarzschild geometry recoil velocities larger than 200 km s^{-1} only for mass ratios $m_2/m_1 > 0.4$. As shown in Figure 2, in our model the typical mass ratio of merging binaries exceeds 0.4 at $z > 10$. It is at early times then that the gravitational rocket is effective at ejecting MBHs from the shallow potential wells (escape velocities less than 100 km s^{-1}) of their hosts (Madau et al. 2004). Overall, we find that 25% of coalesced pairs recoil and escape their host halos at $z = 10$, and that the ejected holes have typical masses of $> 1000 M_\odot$. The detectability of recoiling MBHs has been recently addressed by Madau & Quataert (2004).

3. GRAVITATIONAL WAVE SIGNAL

3.1. Basic theory

The theory of GW emission in the quadrupole approximation is textbook topic (e.g., Schutz & Ricci 2001; Maggiore 2000), and we recall here only the basic relations. The Einstein equations can be linearized over the perturbed Minkowskian metric. The perturbed part of the metric or "strain" admits a wave solution out of the source of the stress-energy tensor. Such solution becomes particularly easy to treat in the so-called transverse-traceless (TT) gauge. In the TT gauge the strain at distance r from the source has the form

$$h_{ik}^{TT}(t; r) = \frac{2G}{c^4 r} \frac{d^2}{dt^2} Q_{ik}^{TT}(t - \frac{r}{c}); \quad h_0^{TT} = 0 \quad (14)$$

so that only the spatial components are not vanishing. The term Q_{ik}^{TT} is the reduced quadrupole momentum projected into the TT gauge, containing the stress-energy tensor of the gravitational source, and evaluated at the retarded time $t - r/c$.

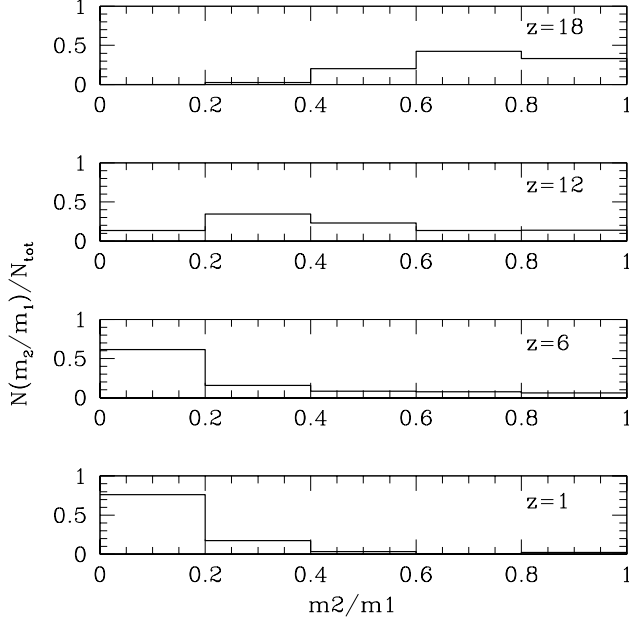


Fig. 2. Normalized distribution of mass ratios of coalescing MBH binaries at different epochs, averaged over 120 realizations. At very high redshift binary members are seed holes with nearly equal masses; as time goes on MBHs grow due to gas accretion, and low mass ratios become more probable.

It is then possible to associate an energy momentum pseudo-tensor to the wave, which, to first perturbative order, transforms as a tensor. Such pseudo-tensor is

$$t_{ij} = \frac{c^4}{32 G} \langle h_{ij}^{TT} h_{ij}^{TT} \rangle \quad (15)$$

where $\langle \rangle$ is an average over wavelength. If we consider a GW propagating along the positive x direction, then the associated energy flux will be

$$\langle t_{01} \rangle = \frac{dE_{gw}}{dtdS} = \frac{c^5}{32 G} \langle h_{ij,0}^{TT} h_{ij,1}^{TT} \rangle \quad (16)$$

Taking equation (14), deprojecting the quadrupole momentum Q^{TT} out of the TT gauge to get Q , and integrating over the surface S , one derives the luminosity associated with GW emission:

$$\frac{dE_{gw}}{dt} = \int_S \frac{dE_{gw}}{dtdS} dS = \frac{G}{5c^5} \frac{d^3}{dt^3} Q_{ij} \frac{d^3}{dt^3} Q^{ij} \quad (17)$$

This depends on the time third derivative of the (reduced) quadrupole momentum of the source.

3.2. Gravitational waves from binary systems

In the stationary case, i.e., assuming no orbital decay, the GW emission spectrum of a MBH pair in a circular orbit of radius a is a delta function at rest-frame frequency

$f_r = \Omega$, where $\Omega = \sqrt{G(m_1 + m_2)/a^3}$ is the Keplerian angular frequency of the binary. Orbital decay (due to GW emission and/or the ejection of background stars) results in a shift of the emitted frequency to increasingly larger values as the binary evolution proceeds. The energy spectrum integrated over the entire radiating lifetime of the source (a continuum formed by the superposition of delta functions) can be computed once the energy emitted per logarithmic frequency interval,

$$\frac{dE_{gw}}{d \ln f_r} = \frac{dE_{gw}}{dt} \frac{dt}{da} \frac{da}{df_r} f_r; \quad (18)$$

is known. This is related to the characteristic strain, h_c , through

$$\frac{dE_{gw}}{d \ln f_r} / f_r^2 h_c^2(f_r); \quad (19)$$

where h_c is defined as

$$h_c(t) = \sqrt{2} \frac{1}{(d \ln f_r)} \sqrt{\frac{dE_{gw}}{d \ln f_r}} \quad (20)$$

The characteristic strain is related to the Fourier transform of the strain $\tilde{h}(f_r)$, $h_c^2(f_r) = 2 f_r \tilde{h}(f_r) \tilde{h}^*(f_r)$. In the case of a binary system equation (17) can be rewritten as:

$$\frac{dE_{gw}}{dt} = \frac{32}{5} \frac{G^7}{c^5} (M f_r)^{10}; \quad (21)$$

The radiated power is an increasing function of frequency and of the "chirp mass" of the system,

$$M = \frac{m_1^{3/5} m_2^{3/5}}{(m_1 + m_2)^{1/5}}; \quad (22)$$

The term $da=dt$ in equation (18) is readily obtained by differentiating the relation $f_r = \Omega$,

$$\frac{da}{df_r} = \frac{2}{3} \frac{G(m_1 + m_2)^{1/3}}{f_r^{5/3}}; \quad (23)$$

Finally, the term $da=dt$ represents the orbital decay due to angular momentum losses. When the backreaction from GW emission dominates, the orbit shrinks at a rate

$$\frac{da}{dt}_{gw} = \frac{64}{5} \frac{G^3}{c^5 a^3} m_1 m_2 (m_1 + m_2); \quad (24)$$

and the resulting spectrum of GWs is

$$\frac{dE_{gw}}{d \ln f_r}_{gw} = \frac{(G)^{2/3}}{3} M^{5/3} f_r^{2/3}; \quad (25)$$

In the early stages of binary evolution, however, angular momentum losses are driven by stellar dynamical processes, and the emerging GW spectrum will show a different scaling with frequency. The model outlined in the previous section leads to the following expression for the orbital decay rate in the "gravitational slingshot" regime (eq. 10):

$$\frac{da}{dt}_{gs} = \frac{H}{2} \frac{a^2}{r_c^2}; \quad (26)$$

Assuming an initially cuspy profile ($\dot{r}_c = 0$) and in the limit of a very hard binary ($J \rightarrow 1$), the core radius (eq. 9) created by the shrinking pair can be written as

$$r_c(t) = \frac{3}{4} \frac{G}{c^2} (m_1 + m_2) \ln(a_h/a); \quad (27)$$

and the hardening rate becomes proportional (neglecting the logarithmic dependence) to

$$\frac{da}{dt}_{gs} \propto (m_1 + m_2)^{-2} a^2; \quad (28)$$

Contrary to the case when GW losses dominate, the binary decay slows down with time because of the declining stellar density, and the rate $\dot{a} = dt/dt$ decreases as the orbit shrinks. Inserting the above expression into equation (18) yields the following scaling for the emitted GW spectrum in the stellar ejection regime:

$$\frac{dE_{gw}}{d \ln f_r}_{gs} \propto m_1^2 m_2^2 (m_1 + m_2)^{-5} f_r^4; \quad (29)$$

The GW spectrum arising from a binary system during the slow inspiral phase spans a broad but finite interval of emitted frequencies, $f_{min} < f_r < f_{max}$. We assume that the binary starts emitting GWs at separation $a = a_h$, so that the lower limit f_{min} is

$$f_{min} = \frac{8}{G} \frac{c^3}{(m_1 + m_2)^{1/2} m_1^{3/2}}; \quad (30)$$

The upper limit f_{max} is set by the frequency emitted at $a = 6Gm_1/c^2$, the radius of the closest stable circular orbit for two non-rotating holes,

$$f_{max} = \frac{c^3}{6^{3/2} G} (m_1 + m_2)^{1/2} m_1^{3/2}; \quad (31)$$

We do not address in this work the higher frequency radiation emitted during the subsequent coalescence and ring-down phases (Flanagan & Hughes 1998). Figure 3 shows three examples of GW spectra emitted by inspiraling binaries. The two regimes, stellar slingshot at low frequencies and GW losses at high frequencies, are clearly recognizable.

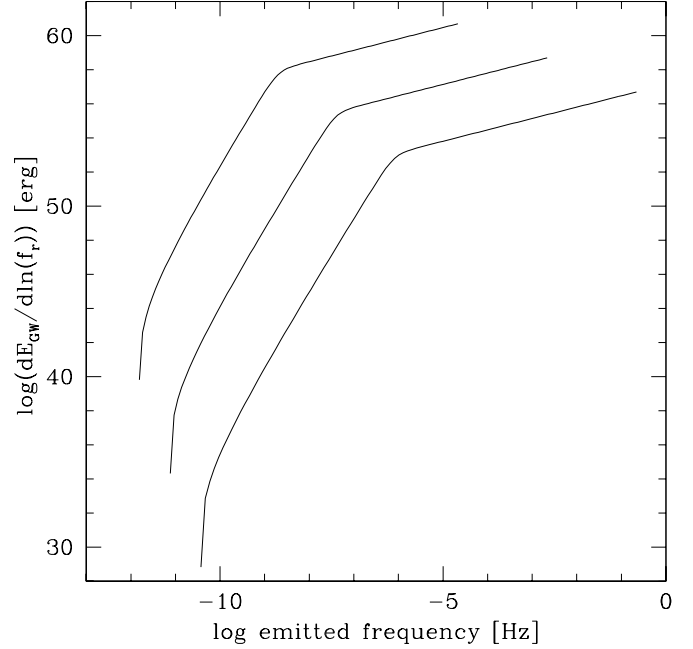


Fig. 3. Energy per natural log frequency interval around f_r emitted in GWs by an equal mass ($m_1 = m_2$) black hole binary system in a stellar background of velocity dispersion. From top to bottom, the three curves correspond to $(m_1, v) = (10^8 M, 180 \text{ km s}^{-1})$; $(10^6 M, 66 \text{ km s}^{-1})$, and $(10^4 M, 24 \text{ km s}^{-1})$, respectively.

3.3. Total background from cosmic sources

We can now compute the total background (random GWs arising from a large number of independent events) produced by a population of sources at cosmological distances. Following Phinney (2001), the present-day energy density in GWs of frequency f per natural log frequency interval is

$$\dot{c}_{gw}^2(f) = \frac{c^2}{4G} f^2 h_c^2(f) = \int_0^1 dz \frac{N(z)}{1+z} \frac{dE_{gw}}{d \ln f_r}; \quad (32)$$

where $N(z)dz$ is the comoving number density of catastrophic events in the redshift interval $z, z + dz$, the factor $1/(1+z)$ accounts for the redshifting of gravitons, and the observed frequency f is related to the rest-frame frequency f_r by $f = f_r/(1+z)$. Equation (32) assumes that all sources emit the same intrinsic spectrum (i.e. all binaries have the same mass and shrink in the same stellar background), and that the inspiraling timescale is much shorter than the Hubble time, i.e. the inspiral occurs at the same redshift as the coalescence. When binary decay occurs on timescales that are comparable or longer than the expansion time, equation (32) can be generalized as

$$\dot{c}_{gw}^2(f) = \int_0^1 dz \int dt N(f_r; t) \frac{dE_{gw}}{dt} \frac{dt}{dz}; \quad (33)$$

where $N(f_r; t)$ is the comoving number density of binaries at cosmical time t that radiate at frequencies between f_r and $f_r + df_r$, $dt/dz = (1+z)^{-1} H(z)^{-1}$ where $H(z)$ is the Hubble parameter, and dE_{gw}/dt is the GW luminosity at $f_r = f(1+z)$ measured in the rest-frame of the pair.

The density of sources $N(f_r)$ is related to the space density of binaries with separations between a and $a + da$ by $N(f_r)df_r = N(a)da$. If N_b is the birth rate (after dynamical friction) of MBH binaries, and N_c is the rate of coalescences, then $N(a)$ is given by the continuity equation

$$\frac{\partial N}{\partial t} + \frac{\partial (aN)}{\partial a} = N_b(a) - N_c(a): \quad (34)$$

Note that, since in the situation we are considering the sources of GWs are MBH binaries with a mass function that changes with cosmological epoch, the term $N(f_r; t) dE_{gw} = dt$ must be summed up over all binary types.

3.4. Resolvable signal

While the data stream of LISA will include confusion noise arising from a large number of unresolved galactic and extragalactic white dwarf binaries (Farr & Phinney 2003; Nelemans, Yungelson, & Portegies-Zwart 2001), the GWB from MBH binaries will be resolvable into discrete sources at least in the high frequency end of the LISA sensitivity range. The nature (stochastic or resolved) of the GWB can be assessed by counting the number of events per resolution frequency bin whose observed signal is larger than a given sensitivity threshold $h_{c, \text{min}}$. The background is resolved if such number is less than unity and the cumulative signal from all sources below threshold is negligible.

The resolution frequency bin is set by the minimum frequency resolvable by a given mission, and it is simply the inverse of the mission lifetime. The characteristic strain h_c of a source at comoving coordinate distance $r(z)$ is

$$h_c = h_n^{\frac{P}{n}}; \quad (35)$$

where the strain amplitude h (sky- and polarization-averaged) is given by

$$h = \frac{8}{10^{1/2}} \frac{G^{5/3} M^{5/3}}{c^4 r(z)} f_r^{2/3}; \quad (36)$$

and n is the number of cycles a source spends at frequency f_r , i.e., $n = f_r^2 / \dot{f}_r$ (Thorne 1987).³ Note that, for a finite observation time, the number of cycles actually observed at frequency f_r can not exceed f . The frequency evolution \dot{f}_r can be obtained by combining equations (23) and (24) in the GW regime, (23) and (26) in the slingshot regime. At the endpoint of the inspiraling phase, the number of cycles spent near that frequency is close to unity, so that $h_c \approx h$.

³ The formula for h in Thorne (1987) contains a multiplicative extra factor $\frac{P}{4=3}$ to account for the Earth rotation.

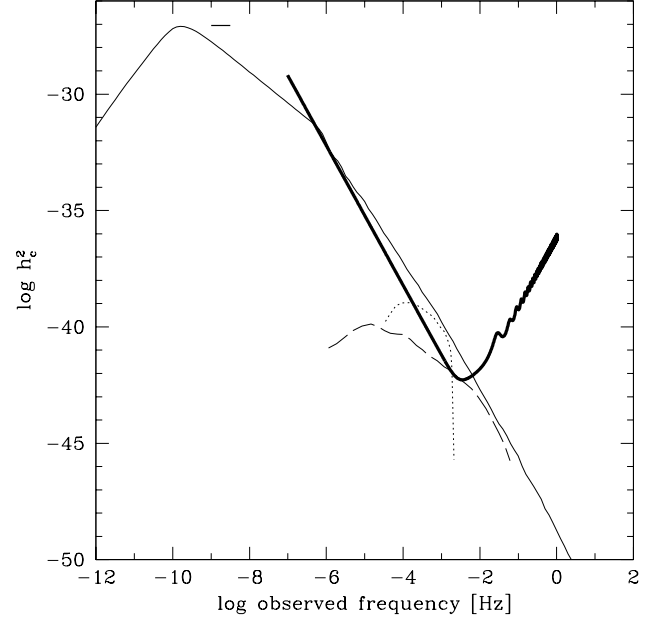


Fig. 4. Gravitational wave background from inspiraling MBH binaries in the hierarchical scenario described in the text. The square of the characteristic strain (directly observable by a long-baseline interferometer) is plotted vs. wave frequency (solid line). Thick solid line: LISA single-arm Michelson sensitivity curve. Thick dash at $f \sim 10^{-9}$: current limits from pulsar timing experiments. Long-dashed line at $10^{-6} < f < 0.1$ Hz: expected strain from extragalactic white dwarf binaries (Farr & Phinney 2003). Dotted line at $10^{-4} < f < 10^{-3}$ Hz: expected strain from unresolved galactic white dwarf binaries (Nelemans et al. 2001).

4. RESULTS

4.1. Gravitational Wave Background

Merger tree realizations allow us to follow the time evolution of individual inspiraling binaries, and solve equation (33) by performing a direct weighted sum of the emission from individual evolving pairs. The resulting GWB is shown in Figure 4, where the square of the characteristic strain is plotted against observed frequency. The peak occurs for $f_{\text{peak}} \sim 10^{10}$ Hz. For $f < f_{\text{peak}}$ the spectrum is shaped by the evolution of binaries in the stellar slingshot regime, and, according to equation (29), h_c^2 / f^2 just below f_{peak} . At even lower frequencies the energy distribution is somewhat steeper than f^2 because of the assumed cutoff in the individual emission spectra for $a = a_h$ (see Figure 3). For frequencies $f > f_{\text{peak}}$, but below 10^6 Hz, $h_c^2 / f^{4/3}$, as expected in the classical GW regime (see eqs. 19 and 25). At even higher frequencies, $f > 10^6$ Hz, the strain is shaped by the convolution of the sharp frequency cutoff at the last stable orbit of individual binaries (see Figure 3), and in this range one has approximately $h_c^2 / f^{2.6}$. The slope in this regime is directly related to the rate of binary coalescences and to the MBH mass function.

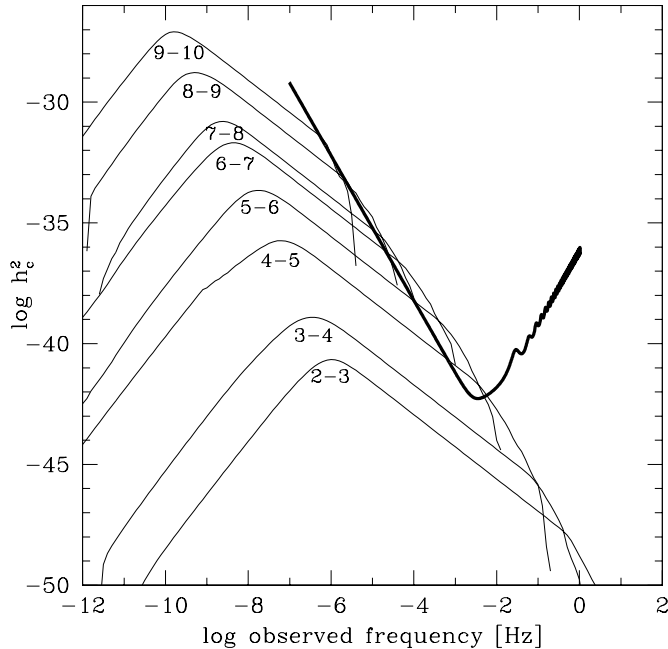


Fig. 5. Integrated GWB from inspiraling MBH binaries in different mass ranges. From top to the bottom (as indicated by the labels), the curves show the signal produced by events with $9 < \log(m_1/M_\odot) < 10$, $8 < \log(m_1/M_\odot) < 9$, ..., $2 < \log(m_1/M_\odot) < 3$. Here m_1 is the mass of the heavier black hole.

Figure 4 also shows the LISA single-arm Michelson sensitivity curve for a sky-and-polarization averaged signal with signal-to-noise $S/N = 1$.⁴ It is apparent how LISA could detect the GWB above 10^5 Hz, while the peak at nHz frequencies is close to current limits of pulsar timing experiments (Lommen 2002). We have also plotted the GWB expected in the LISA window from the cosmological population of white dwarf binaries computed by Farmer & Phinney (2003), and the GWB from unresolved galactic white dwarf binaries (Nelson et al. 2001). Our estimate of the background due to MBH binaries lies well above the expected strain from cosmological white dwarf binaries.

The contribution to the GWB from MBH binaries in different mass ranges is depicted in Figure 5, while Figure 6 shows the signal from different redshift intervals. From these figures it is clear how, for $f < 10^6$ Hz, the background is dominated by events at moderate redshifts, $0 < z < 2$, from very massive binaries, $m_1 > 10^8 M_\odot$.

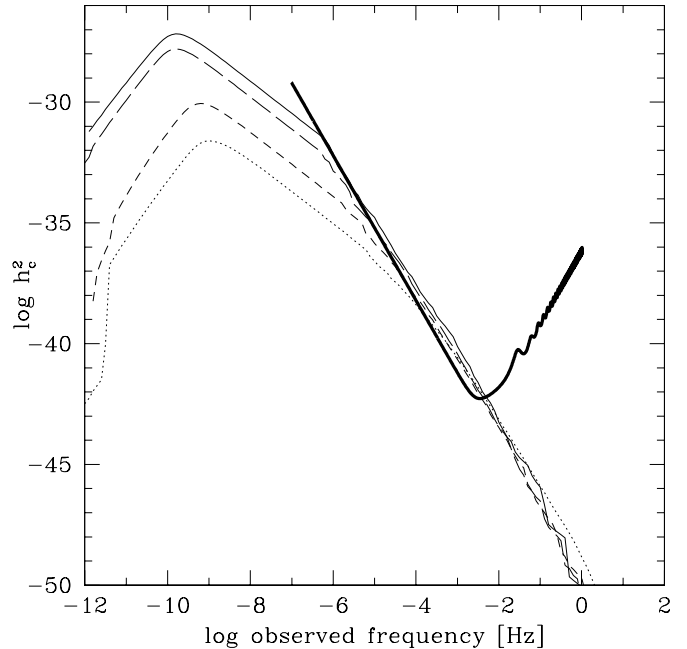


Fig. 6. GWB from different redshift intervals. From top to bottom, the spectrum of the characteristic strain is computed integrating the emission from events at $0 < z < 1$ (solid line), $1 < z < 2$ (long-dashed line), $2 < z < 3$ (short-dashed line), and $z > 3$ (dotted line), respectively.

Lighter binaries show up at higher frequencies, where the background drops in amplitude. For $f > 10^4$ Hz, the signal is dominated by $m_1 < 10^7 M_\odot$ binaries, with comparable contributions from events at $z < 3$ and $z > 3$. The peak frequency f_{peak} of each curve in Figure 6 is determined by two factors acting in opposite directions, i.e. the Hubble expansion and the time evolution of the binary mass function. The latter remains approximately constant in the redshift interval $0 < z < 2$, so that the spectrum originating from sources at $1 < z < 2$ appears, because of the Hubble expansion, redshifted with respect to the signal from $0 < z < 1$ events. The peak frequency of events at $z > 2$ becomes bluer because the effect of the reduced average binary mass at increasing redshifts dominates over the Hubble expansion.

4.2. Stochastic versus resolved signal

Merger tree realizations allow us to compute the GW signal from individual MBH binaries, and to compare it with the LISA instrumental noise. Figure 7 depicts the number of systems above the $S/N = 5$ and $S/N = 1$ sensitivity thresholds, per resolution frequency bin ($\Delta f = 10^8$ Hz assuming a 3-year mission duration), and shows that such number is less than unity all over the surveyed frequency range. For reference, we also plot the total number of sources per bin, i.e. the number of sources regardless of the strength of their GW signal. Even in this ideal case, for $f > 10^{3.5}$ Hz, the GWB would be resolved into discrete events. We have also checked that the signal from the rare resolved events accounts for more than the 99% of

⁴ The curve is taken from <http://www.srl.caltech.edu/shane/sensitivity>, where it is given in terms of the "effective strain" $h_e = h_c \sqrt{P}$.

⁵ The figures given are obtained neglecting every source of noise other than instrumental. In particular, the stochastic noise from galactic WD-WD binaries shown in Figure 4 (Lommen et al. 2003) has not been considered here.

the total GW B, i.e. the numerous sources below the sensitivity threshold provide a negligible background at Earth. We conclude that the GW B from cosmological MBH binaries will be resolved into discrete events all over LISA frequency range.

Integrating over frequencies, the number of MBH binary systems observable by LISA with $S=N$ in excess of 5 (1) is 20 (200).⁵ These numbers refer to stationary events, i.e., binaries at large separation whose GW signal does not shift much in frequency, hence longlasting compared to the observation time. The number of such events is independent on any (plausible) mission duration. On the contrary, the number of observable bursts, i.e., binaries during the observation period, clearly depends on the mission lifetime. In 10^8 secs there will be 200 bursts (see upper left panel in Figure 1), and among them, 35 (50) are detectable, by LISA, with $S=N > 5$ ($S=N > 1$).

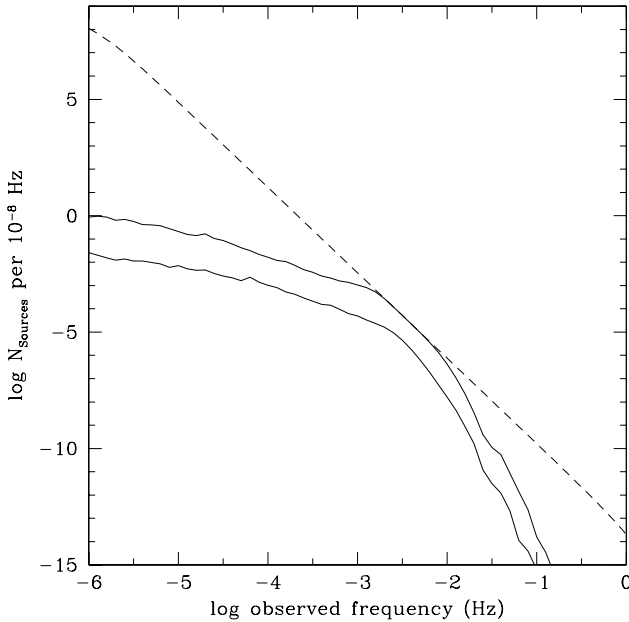


Fig. 7. | Number of MBH binaries per 10^{-8} Hz frequency bin contributing to the GW B as received today. Dashed line: all binaries. Upper solid line: binaries above LISA $S=N = 1$ sensitivity threshold. Lower solid line: binaries above LISA $S=N = 5$ sensitivity threshold.

The redshift distribution of detectable events is shown in Figure 8, in the case of $S=N = 5$ threshold. The distribution of bursts is similar to that of coalescences shown in Figure 1, lower left panel, indicating that a relevant fraction of bursts at high redshifts produces a signal above threshold. The peak of the redshift distribution of stationary events is shifted at lower redshift by two different instrumental effects. First, the inclusion of a detection threshold selects preferentially binaries at low redshifts. Second, as for wide binaries the time spent at a given frequency can be larger than the observation time, only a fraction of the signal (see eqs. 35 and 36) may actually be detected in a 10^8 s observation. This fact causes the drop of the stationary event counts below $z' \approx 3$ seen in Figure 8

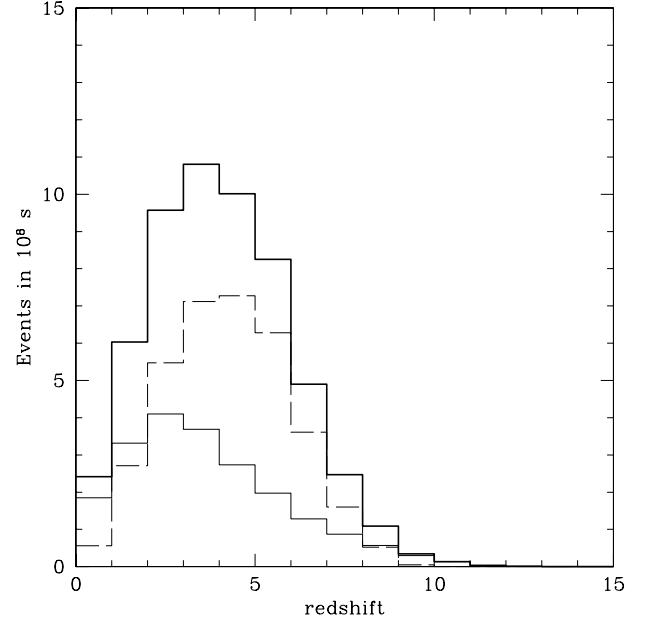


Fig. 8. | Number of events per unit redshift interval resolved by LISA with $S=N > 5$ in 10^8 secs. Thick-solid histogram: total number of events in 10^8 secs. Solid histogram: number of stationary events. These events are of much longer duration compared to the mission lifetime. Dashed histogram: number of bursts in 10^8 secs. These events are of short duration compared to the mission lifetime.

4.3. Test and comparison

It is fair at this stage to ask how sensitive our predictions are to the details and uncertainties of the adopted scheme for binary formation and evolution. To answer this question we have run two test models, arbitrarily dividing and multiplying the computed hardening time t_h by a factor of 3, i.e. significantly increasing or reducing the rate of binary decay by stellar dynamical processes.

In the "fast" hardening case, f_{peak} increases by a factor 30% and the peak amplitude drops by 10%. This is due to the fact that, when t_h is shorter, GW emission losses dominate over stellar slingshots only at shorter binary separations. The opposite occurs in the case of "slow" hardening, where f_{peak} is lowered by a factor 30%, and the peak amplitude is 20% larger than in the standard case. For $f > f_{\text{peak}}$, the background amplitude is 15% larger in the "fast" hardening case, because a larger number of MBH binaries can now coalesce. The coalescence rate is now 78 per observed year, to be compared to 64. Again, the opposite is true in case of "slow" hardening, the coalescence rate decreasing to 50 per observed year. The situation is different in the LISA window. A faster or slower hardening has basically no effects, as the increased or reduced rate of coalescence affects very massive binaries only, which do not contribute to the LISA frequency range. Consequently, the precise value of the hardening time has no significant impact on the number of sources (either stationary or bursts) observable by LISA. This is, of course, only true as long as t_h is less than the Hubble time. If MBH binaries were instead to "stall" (because of the depopulation of the loss cone), the rate of detectable events could become negligible. We also find

our predictions to be sensitive to the occupation fraction of halos hosting nuclear MBHs. Within our assumptions (rare "seed holes"), this is of order 50% at $z = 5$ for halos more massive than $10^{10} M_\odot$. A lower occupation fraction would decrease the rate of inspiraling events, at the expense of making MBHs non-ubiquitous in the nuclei of nearby galaxies. The black hole coalescing rate would be higher if the seeds were more common at early times.

We have compared our results with the calculations of Wyithe & Loeb (2003), who estimated the GWB from MBH binaries using a different, but similar in spirit, approach. In their work the time dependent binary mass function is explicitly derived from the extended Press-Schechter formalism. The nature of such methodology hampers the possibility of following the evolution of individual MBH pairs (e.g., triple interactions as well as the differential frequency broadening due to the non-negligible duration of the orbital decay phase are neglected). The two estimates of the GWB appear in good agreement (to within a factor 2) at high frequencies ($f > 10^4$ Hz), a fact reflecting the common hierarchical scenario, the similar normalization to the present-day m_{BH} relation, and our relatively short binary decay timescales. By contrast, our predicted number counts are about an order of magnitude smaller than given by Wyithe & Loeb (2003). This is because they do not consider the shift in frequency during the inspiraling phase, and compute the counts at a fixed frequency of 10^3 Hz. Their simplified treatment has the effect of artificially boosting (by as much as a factor of 50) the number of detectable events at $z > 7$.

Lastly, we were concerned that, in the LISA window, the GWB we computed is entirely due to GWs emitted at the last stable orbit of the coalescing pair, a regime the Newtonian approximation may fail to describe adequately. To quantify this we have implemented a post-Newtonian (order 2) approximation describing the GW emission from binary systems (Blanchet 2001). We find that differences in the spectrum of a coalescing MBH binary are quite small, of order 10%, and the overall results are, basically, unaffected.

5. SUMMARY AND CONCLUSIONS

We have computed the gravitational wave signal (in terms of the characteristic strain spectrum) from the cos-

mological population of inspiraling MBH binaries predicted to form at the center of galaxies in a hierarchical structure formation scenario. The assembly and growth of MBHs was followed using Monte Carlo realizations of the halo merger hierarchy from the present epoch to very high redshifts, coupled with semi-analytical recipes treating the dynamics of the (inevitably forming) MBH binaries. We find that the broadband GWB spectrum can be divided into three different regimes. For frequencies $< 10^{10}$ Hz, the GWB is shaped by MBH binaries in the gravitational slingshot regime, i.e. the orbital decay is driven by scattering off background stars. In the intermediate band, $10^9 < f < 10^6$ Hz, GW emission itself dominates potential energy losses and the strain has the "standard" $f^{-2/3}$ behaviour. Finally, for $f > 10^6$, the background signal is formed by the convolution of the emission at the last stable orbit from individual binaries. In the first two regimes, the strain is dominated by low redshift events ($z < 2$) involving genuinely supermassive holes. At larger frequencies the main contribution comes from lighter and lighter binaries. Such background should dominate that predicted from a population of extragalactic white dwarf binaries. As already pointed out by Wyithe & Loeb (2003), in the nHz regime probed by pulsar timing experiments, the amplitude of the characteristic strain from coalescing MBH binaries is close to current experimental limits (Lommen 2002).

In the LISA window ($10^6 < f < 0.1$ Hz), the main sources of GWs are MBH binaries in the mass range $10^3 < m_1 < 10^7 M_\odot$. With a plausible lifetime of ~ 3 years, LISA will resolve the GWB into ~ 60 discrete sources above $S/N = 5$ confidence level. Among these, 35 are bursts, i.e., binaries caught in their final inspiraling phase. We predict that most of the observable events will be at redshifts $2 < z < 7$, with only a handful at larger redshifts. While LISA will make it possible to probe the coalescence of early black hole binaries in the universe, it may not be able to observe the formation epochs of the first MBHs.

We have benefited from several discussions with V. Gorini. Support for this work was provided by NASA grant NAG 5-11513 and NSF grant AST-0205738 (P.M.).

REFERENCES

- Begelman, M. C., Blandford, R. D., & Rees, M. J. 1980, *Nature*, 287, 307
 Blaes, O., Lee, M. H., & Socrates, A. 2002, *ApJ*, 578, 775
 Blanchet, L. 2001, in *Gravitational Waves, Series in High Energy Physics, Cosmology and Gravitation*, ed. I. C. Infante et al. (Bristol: IOP), 338
 Bullock, J. S., Kolatt, T. S., Sigad, Y., Somerville, R. S., Klypin, A. V., Klypin, A. A., Primack, J. R., & Dekel, A. 2001, *MNRAS*, 321, 559
 Chatterjee, P., Hemquist, L., & Loeb, A. 2001, *ApJ*, 592, 32
 Cole, L., & Lacey, C. G., Baugh, C. M., & Frenk, C. S. 2000, *MNRAS*, 319, 168
 Escala, A., Larson, R. B., Coppi, P. S., & Mardones, D. 2004, *ApJ*, in press (astro-ph/0310851)
 Fan, X., et al. 2001, *AJ*, 122, 2833
 Farn, A. J., & Phinney, E. S. 2003, *MNRAS*, 346, 1197
 Ferrarese, L. 2002, *ApJ*, 578, 90
 Ferrarese, L., & Merritt, D. 2000, *ApJ*, 539, L9
 Fitchett, M., & Detweiler, S. 1984, *MNRAS*, 211, 933
 Flanagan, E. E., & Hughes, S. A. 1998, *PhRvD*, 57, 4535
 Frank, J., & Rees, M. J. 1976, *MNRAS*, 176, 633
 Fulton, E., & Barnes, J. E. 2001, *ApJ*, 55, 276, 851
 Gebhardt, K., et al. 2000, *ApJ*, 543, L5
 Haehnelt, M. G. 1994, *MNRAS*, 269, 199
 Haiman, Z., & Loeb, A. 2001, 552, 459
 Heger, A., & Woosley, S. E. 2002, *ApJ*, 567, 532
 Hughes, S. A. 2002, *MNRAS*, 331, 805
 Hut, P., & Rees, M. J. 1992, *MNRAS*, 259, 27
 Ja, A. H., & Backer, D. C. 2003, *ApJ*, 583, 616
 Kaumann, G., & Haehnelt, M. G. 2000, *MNRAS*, 311, 576
 Lommen, A. N. 2002, in *MPE Rep.* 278, *W. E. Heraeus Seminar on Neutron Stars, Pulsars and Supernova Remnants*, ed. W. Becker, H. Lesch, & J. Trümper (Garching: MPE), 114
 Madau, P., Quataert, E. 2004, *ApJ*, in press (astro-ph/0403295)
 Madau, P., & Rees, M. J. 2001, *ApJ*, 551, L27
 Madau, P., Rees, M. J., Volonteri, M., Haardt, F., & Oh, S. P. 2004, *ApJ*, in press (astro-ph/0310223)
 Maggiore, M. 2000, *PhR*, 331, 283
 Menou, K., Haiman, Z., & Narayanan, V. K. 2001, *ApJ*, 558, 535
 Merritt, D. 2000, in *ASP Conf. 197, Dynamics of Galaxies: from the Early Universe to the Present*, ed. F. Combes, G. A. Mamon, & V. Charmandaris (San Francisco: ASP), 221
 Mihos, J. C., & Hemquist, L. 1996, *ApJ*, 464, 641
 Milosavljevic, M., & Merritt, D. 2001, *ApJ*, 563, 34

- Navarro, J. F., Frenk, C. S., & White, S. D. M. 1997, *ApJ*, 490, 493
- Nelamans, G., Yungelson, L. R., & Portegies-Zwart, S. F. 2001, *A & A*, 375, 890
- Phinney, E. S. 2001, *MNRAS*, submitted (astro-ph/0108028)
- Quinlan, G. D. 1996, *New A*, 1, 35
- Redmount, I. H., & Rees, M. J. 1989, *Comm. Astrophys.*, 14, 165
- Schutz, B. F., & Ricci, F. 2001, in *Gravitational Waves, Series in High Energy Physics, Cosmology and Gravitation*, ed I. Ciufolini et al. (Bristol: IOP), 11
- Taoni, G., Mayer, L., Colpi, M., & Governato, F. 2003, *MNRAS*, 341, 434
- Thorne, K. S. 1987, in *300 Years of Gravitation*, ed. S. Hawking & W. Israel (Cambridge: Cambridge Univ. Press), 330
- van den Bosch, F. C., Lewis, G. F., Lake, G., & Stadel, J. 1999, *ApJ*, 515, 50
- Volonteri, M., Haardt, F., & Madau, P. 2003, *ApJ*, 582, 599 (Paper I)
- Volonteri, M., Madau, P., & Haardt, F. 2003, *ApJ*, 593, 661 (Paper II)
- Wyithe, J. S. B., & Loeb, A. 2003, *ApJ*, 590, 691
- Yu, Q. 2002, *MNRAS*, 331, 935
- Yu, Q. & Tremaine, S. 2002, *MNRAS*, 335, 965
- Zhao, H. S., Haehnelt, M. G., & Rees, M. J. 2001, *New A*, 7, 385