

# Primordial Structure of Massive Black Hole Clusters

M. Yu. Khlopov<sup>a,b,c</sup>, S. G. Rubin<sup>a,b</sup> and A. S. Sakharov<sup>d,e,f</sup>

<sup>a</sup> Centre for Cosmoparticle Physics "Cosmion", 4 M iusskaya pl., 125047 Moscow, Russia

<sup>b</sup> Moscow Engineering Physics Institute, Kashirskoe shosse 31, 115409 Moscow, Russia

<sup>c</sup> Physics Department, University Rome 1 La Sapienza, P.le A. Moro 2, 00185 Rome, Italy

<sup>d</sup> Department of Physics, CERN Theory Division, CH-1211 Geneva 23, Switzerland

<sup>e</sup> Swiss Institute of Technology, ETH-Zurich, CH-8093 Zurich, Switzerland

<sup>f</sup> INFN Laboratory Nazionali del Gran Sasso, SS. 17bis 67010 Assergi (L'Aquila), Italy

## Abstract

We describe a mechanism of the primordial black holes formation that can explain the existence of a population of supermassive black holes in galactic bulges. The mechanism is based on the formation of black holes from closed domain walls. The origin of such domain walls could be a result of the evolution of an effectively massless scalar field during inflation. The initial non-equilibrium distribution of the scalar field imposed by background de-Sitter fluctuations gives rise to the spectrum of black holes, which covers a wide range of masses { from superheavy ones down to deeply subsolar. The primordial black holes of smaller masses are concentrated around the most massive ones within a fractal-like cluster.

CERN-TH/2004-004  
 January 2004

# 1 Introduction

There is growing evidence for the existence of massive dark objects at the centers of galaxies, which are presumably supermassive black holes (SMBHs) of mass  $10^6\{10^{10}M_\odot$ . The existence of SMBHs was predicted by arguments based on the active galactic nuclei (AGNs) and quasistellar objects (QSOs) energetics and demography [1, 2, 3]. Also a variety of techniques exists in the meantime to detect and weigh SMBHs, using measurements of stellar or gaseous kinematics [3]. This has revealed that many, and may be all, quiescent galaxies host SMBHs as well [4], including the Milky Way [5]. The mass of a SMBH is always of the order of 0.1% of the galaxy bulge/spheroid mass [3]. An even better correlation exists between the mass of SMBHs and the stellar velocity dispersion in the host galaxy,  $M_{\text{BH}} \propto \sigma^4$  [6], which holds 3{4 orders of magnitude.

The origin of SMBHs is far from certain, but several theories have been advanced. The above-mentioned close relationship between BH masses and the stellar velocities dispersion may be interpreted in various ways, and ultimately one is confronted with the problem of what came first, the host galaxy or the SMBHs. It is not inconceivable that SMBHs are purely the result of the galactic dynamics and their merging history; yet no one has proposed a concrete mechanism for converting stellar mass objects into others 6{10 orders of magnitude larger. In particular the paradigm of the formation of SMBHs as a pure result of galactic dynamics is hard to match with the discovery of quasars at redshift  $z \sim 6$  [7]. The point is that the formation of SMBHs through the growth of BH seeds by gas accretion is supported by the consistency between the total density in quasars light and the SMBH mass density in local galaxies, adopting a reasonable accretion rest-mass-to-energy conversion efficiency [8]. From the other side, SMBHs must be present by  $z \sim 6$  to power the above-mentioned QSOs. It has been argued [9] that if they grew by accretion from smaller seeds, substantial seeds of mass  $10^6 M_\odot$  must have been present already at  $z \sim 9$  to have sufficient time to grow up to a typical quasar black hole mass  $\sim 10^9 M_\odot$ . Thus a very massive progenitor at  $z \sim 9$  is very likely. At that epoch large galaxies do not yet exist. In the hierarchical formation scenario, they assemble via infall and merging of small clumps of baryonic gas and dark matter. Under such circumstances it seems that in order to form a huge BH in a gasodynamical process, two generic conditions must be satisfied, namely the gas must be strongly self-gravitating; and star formation must be inefficient, allowing a large supply of cold gas to be converted to a BH. The second constraint is of particular importance, since star formation is a competitor of black hole formation. So it is clear that to prevent the formation of stars, small-scale density perturbations should be effectively washed out or damped. A way to achieve this is not trivial. Indeed the power CDM spectrum for lightest supersymmetric particles, for instance, at subgalactic scales [10] implies that at  $z > 9$  all fluctuations below the mass scale  $10^8 M_\odot$  went to the non-linear regime, requiring some special mechanisms to dilute small scale density perturbations and consequently suppress star formation processes [9, 11]. So, summing up the above arguments it seems appealing that central primordial objects of mass  $10^6 M_\odot$  preceded the formation of the first galactic bulges and the beginning of quasar activity.

Previously [12, 13, 14] we proposed a mechanism for the formation of the massive primordial BHs (PBHs), which opens a possibility that primordial objects of the mass  $10^6 M_\odot$

were created before any galaxy formation processes started to develop. The mechanism is based on the fact that BHs can be created as a result of a collapse of closed vacuum walls formed during a second-order phase transition with strongly non-equilibrium initial conditions. The required initial conditions get generated in inflationary dynamics of a scalar field, with a potential possessing an effectively flat valley [12]. A wide class of models possessing that symmetry-breaking pattern can be effectively described by a pseudo-Nambu-Goldstone (PNG) field and corresponds to the formation of an unstable topological defect in the early Universe. In particular, PNG fields received substantial attention in connection with curvaton proposal [15].

The mechanism [12, 13, 14] assumes the succession of phase transitions, related with the consequence of spontaneous and manifest  $U(1)$  symmetry breaking. The crucial point is that in the considered case spontaneous symmetry breaking takes place during inflation so that neither angular nor radial fluctuations can lead to formation of strings. It makes closed walls the only topological defects, which are formed after manifest breaking of the underlying  $U(1)$  symmetry. For a wide range of realistic parameters of the considered model closed walls turn out to be stable relative to the formation of holes bounded by strings in them. The distribution of walls is also practically not changed by wall collisions. It makes possible to deduce the spectrum and space distribution of BHs from the distribution of closed walls formed after the manifest  $U(1)$  symmetry breaking.

Actually it has long been known [16, 17, 18, 19, 20, 21, 22, 23] that the PBH formation is possible in the early Universe. PBH can form if the cosmological expansion of a mass stops within its gravitational radius, which happens when the density fluctuation exceeds unity on a scale between the Jeans length and the horizon size. Other possibilities are related to the dynamics of various topological defects such as the collapse of cosmic strings [19] from the thermal second-order phase transition or to the collisions of the bubble walls [20, 21] created at the first-order phase transitions. Formally, there is no limit on the mass of a PBH that forms when a highly overdense region collapses: it is only needed to form, at inflation, the spectrum of initial density fluctuations that provides the proper inhomogeneity at the desired scale [24]. From the other side, to preserve the successful predictions of the Big Bang nucleosynthesis (BBN) and general features of the standard Big Bang scenario, confirmed by observations (see [23] for a review), there is no room for significant cosmological inhomogeneity once nucleosynthesis begins; the PBHs therefore seem not to have sufficiently large masses, being more likely to represent the specific form of a modern collisionless dark matter, rather than collecting into a large BH, which could play the role of a seed for the galactic nuclei.

The mechanism described in [12] offers a way around this, allowing the formation of closed vacuum walls of a size significantly exceeding the cosmological horizon at the moment of their formation. At some instant after crossing the horizon, such walls become causally connected as a whole and begin to contract, owing to their surface tension. This contraction ends up with the formation of a BH with a mass of the same order as that of the wall, when it enters the horizon. Therefore the size distribution of closed vacuum walls gets converted into the mass spectrum of resulting PBHs. Such a spectrum causes no problem for BBN predictions and satisfies all the other restrictions of possible PBHs contributions [12], while providing a

sufficient number of very massive BHs that could seed galactic nuclei<sup>1</sup>. The other generic feature of the mechanism [12] is the fractal structure of initial domain walls, which reproduces itself in a more and more decreasing scale. After the domain walls collapse, their fractal distribution, generated in fact during inflation gets imprinted into space distribution of less massive PBHs around the most massive ones.

In the present paper we develop the ideas firstly revealed in [12, 13] and investigate the space correlation properties of the distribution of PBHs, which can modify the power spectrum and can lead to the fractal-like correlation properties observed in the galaxy distribution at least up to scales 100 Mpc [29]. The paper is organized in the following way. In the second section we describe the main issues of the mechanism [12] and discuss observational data in favor of early BH formation. The third section deals with the spatial distribution of the resulting clouds of PBHs. Finally, in section 4 we conclude and discuss possible effects of fractal-like PBH distribution.

## 2 Formation of PBHs in inflationary PNG dynamics

We review here a mechanism of primordial SM BHs [12] formation. This mechanism is based on the inflationary dynamics of a scalar field with two different vacuum states which get unequally populated after the end of inflation deeply in the Friedman-Robertson-Walker (FRW) epoch. Such a situation can occur quite naturally under the condition that the potential of the scalar fields possess a valley along which the effective mass of the field vanishes comparable to the Hubble rate during inflation. The latter causes a large friction term in the equation of motion of the scalar field making it in fact to be effectively massless during inflation. The subsequent exit from the inflationary regime and further cooling of the Universe lead to decreasing of the expansion rate and therefore making the scalar field moving freely toward the minima of its potential. However it is the ability of quantum fluctuations of effectively massless scalar field on the de-Sitter background [30] to redistribute the scalar field unequally between two different states. It makes the Universe to contain islands of less probable vacuum, surrounded by the sea of another, more preferable one. This means that once the vacuum states are populated at some time in FRW epoch, closed vacuum walls should appear in the Universe, surrounding the islands of less probable vacuum. When a closed domain wall becomes causally connected, it starts to collapse forming a BH with mass, being equal to that of the progeniting vacuum wall. It was shown in [12] that this mechanism can provide formation of sufficiently large closed vacuum walls, so that primordial SM BHs could be formed with masses and abundance satisfying observations.

Below we use the working example of a complex scalar field with the potential

$$V(\varphi) = (\varphi^\dagger \varphi - f^2/2)^2 + V_0; \quad (1)$$

---

<sup>1</sup>A nother possibility of massive PBH formation is considered in [27]; it involves the blue initial spectrum of fluctuation and subsequent accretion of quintessence. However, the last measurements of cosmological parameters by WMAP [28] disfavor the blue spectrum of initial perturbations. These measurements do not exclude the possibility of massive PBH formation by spikes on the background of the red spectrum, which can be realized in the mechanism [24].

considered in [12], where  $\chi = r e^{i\theta}$ . This field is taken to be coexisting with the inflation that drives the Hubble constant  $H$  during the inflationary stage. In this paper we accept the value  $H = 10^{13}$  GeV for the Hubble constant during inflation, which is consistent with recent results of WMAP [25] on the energy scale of inflation. The term

$$V(\chi) = \frac{1}{4} (1 - \cos \theta); \quad (2)$$

which reflects the contribution of instanton effects to the Lagrangian renormalization (see for example [31]), is negligible during the inflationary stage and during some period in the FRW expansion. In other words, the parameter  $\chi$  vanishes with respect to  $H$ . The omitted term (2) induces the effective mass of an angular field, and it begins to play a significant role only at the moment, after inflation, when the Hubble parameter is equal to this effective mass in its gradual decrease with time ( $H = 1/2t$  during the radiation-dominated epoch). Also, we assumed in [12] the mass  $m_r = \frac{1}{2} f$  of the radial field component  $r$  to be always sufficiently large with respect to  $H$ , which means that the complex field is in the ground state even before the end of inflation. Since the term (2) is negligible during inflation, the field has the form  $\chi = f e^{i\theta}$ , the quantity  $\theta$  acquiring the meaning of a massless angular field.

In [12] we applied the fact that the quantum fluctuations of the phase Sitter background can be pictured as a one-dimensional Brownian motion along the circular valley of the potential (1): the magnitude of  $\theta$  on the scale of the de Sitter horizon ( $H^{-1}$ ) fluctuates by an amount

$$\Delta\theta = H^{-1} \frac{f}{2} \quad (3)$$

per Hubble time ( $H^{-1}$ ). The amplitude of those fluctuations with wavelengths exceeding  $H^{-1}$  freezes out at its value because of the large friction term in the equation of motion of the phase, whereas its wavelength grows exponentially. Such a frozen fluctuation is equivalent to the appearance after every  $e$ -fold of a classical increment/decrement of the phase by factor  $\frac{f}{2}$ . Therefore assuming that the inflation begins in a single causally connected domain of size  $H^{-1}$ , which contains some average value of phase  $\theta_0 < 2\pi$  one can conclude that more and more domains appear with time, in which the phase differs significantly from the initial value  $\theta_0$ . A principally important point of [12] is the appearance of domains with phase  $\theta > \pi$ . Appearing only after a certain period of time ( $e$ -foldings) during which the Universe exhibited exponential expansion, these domains turn out to be surrounded by a space with phase  $\theta < \pi$ .

The potential (1) possesses a  $U(1)$  symmetry, which is spontaneously broken, at least after some period of inflation. This spontaneous breakdown is provided by the condition of sufficiently large radial mass,  $m_r = \frac{1}{2} f > H$ . At the same time the condition

$$m_\theta = \frac{f^2}{2H} \quad (4)$$

on the angular mass provides the freezing out of the phase distribution until some moment of the FRW epoch. After the violation of condition (4), the term (2) contributes significantly to the potential (1) and explicitly breaks the continuous symmetry along the angular direction. Thus, potential (1) eventually has a number of discrete degenerate minima in the angular direction at the points  $\theta_{\min} = 0; \pm 2\pi; \pm 4\pi; \dots$ . As soon as the angular mass  $m_\theta$  is of the order of

the Hubble rate, the phase starts oscillating<sup>2</sup> about the potential minimum, initial values being different in various space domains. Moreover, in the domains where the initial phase is  $\phi < 2\pi$ , the oscillations proceed around the potential minimum at  $\phi_{\min} = 2\pi$ , whereas the phase in the surrounding space tends to a minimum at the point  $\phi_{\min} = 0$ . This implies that closed vacuum walls Fig.1 get formed<sup>3</sup> separating the island with  $\phi_{\min} = 2\pi$  from those with  $\phi_{\min} = 0$ . The surface energy density of a wall of width  $\Delta\phi = 2\pi$  is of the order of  $\sim f^2$ . Those walls, which are larger than the cosmological horizon, still follow the general FRW expansion until the moment when they get causally connected as a whole; this happens as soon as the size of a wall becomes equal to the horizon size  $R_h$ <sup>4</sup>. Evidently, internal stresses developed in the wall after crossing the horizon initiate processes tending to minimize the wall surface. This implies that the wall tends, first, to acquire a spherical shape and, second, to contract toward the centre<sup>5</sup>. Should the wall at the same moment be localized within the gravitational radius, a PBH is formed. The phase distribution generated during inflation is reflected in the size distribution of vacuum walls and hence in the mass distribution of BHs appearing after the walls collapse.

The above considerations are valid under the assumption that  $r_\perp$  is situated at the vacuum value  $r_\perp = f$  during the last 60 e-foldings of inflation, so that the only degree of freedom is the massless angular component  $\phi$ . One can take into account the radial fluctuations which can actually kick  $r_\perp$  out of the vacuum. The consequence of  $r_\perp$  being kicked out of the vacuum over the top of the Mexican hat potential  $V(r)$  is that strings get formed along the lines in space where  $r_\perp = 0$ . If it is the case the usual thermal scenario of the formation of the system of topological defects walls bounded by strings akin we have in the theory of invisible axion gets realized. Subsequently such structure of walls bounded by strings would disappear rapidly due to disintegration into separate fragments and further emission of axion-like particles (see for review [32]). However the situation with radial fluctuations has been investigated both numerically and analytically, using the relevant Langevin and Fokker-Planck equations [26]. In particular it was found that  $r_\perp$  is kicked out of the vacuum if the Hubble constant during inflation exceeds the radius of the bottom of the Mexican hat potential  $H > f$ . In that case, strings form and the thermal scenario is reproduced. In some sense there is a "Hawking temperature" of order  $H$  during inflation which takes over to drive thermal-like phase transition. From the other side, as it was found in [26],  $r_\perp$  sits in the vacuum whenever  $H < f$  during inflation. The last case is valid for the reasonable value of  $f \sim 10^2$  and simplest exponential inflation. Therefore in the regime  $f \gg 10H$  considered in present paper (see numerical parameters in Section 3) the only degree of freedom is the angular component  $\phi$ , so only closed vacuum walls do form while the formation of strings is prevented.

Generally speaking the domain walls we discuss, can decay by quantum nucleation of holes bounded by strings [36, 37]. Semiclassically, the hole nucleation is described by an instanton

---

<sup>2</sup>The discussion on the coherent phase oscillations in the cosmology of the invisible axion see in [32] and references therein. Cosmology of rather heavy axion predicted in string theory is discussed in [33]. Variability of  $f$ , induced by inflation, is discussed in [34].

<sup>3</sup>The existence of such domain walls in the theory of invisible axion was first pointed out in [35].

<sup>4</sup>This condition can be violated for very large domains, as discussed in the next section.

<sup>5</sup>The motion of closed vacuum walls has been derived analytically in [41, 42].

and the decay probability can be expressed as [36, 37]

$$P = A \exp \left( -\frac{16}{3} \frac{f^3}{f^2} \right); \quad (5)$$

where  $f = f^2$  and  $f = f^2$  are the string and wall tensions, respectively, while the pre-exponent factor  $A$  can be calculated by analyzing small perturbations about the instanton [38]. Expressing (5) via parameters of (1) and (2) one can easily see that the probability to create a hole is suppressed by factor  $\exp(-16(f=f)^4)$ , which turns out to be very small owing to large hierarchy  $f = f = 10^{11}$  we use to realize the proposed mechanism (see the next section). Therefore on the timescale of the age of the Universe the walls are effectively absolutely stable relative to quantum nucleation of holes bounded by strings [36, 37].

There is also very unlikely that the initially closed walls can become open due to their mutual intersections. This argument can be confirmed by numerical analyses [39], which demonstrated in the case of parallel sine-Gordon walls that such walls pass freely through one another. So it is unlikely that collisions of the walls leads to formation of holes and that closed walls can become open in such collisions. Due to non-perfect initial form of walls their flattening takes place in course of wall evolution. Such flattening changes the masses of the walls and, consequently, influences the mass distribution of black holes, which we discuss below. However, walls intersections in the course of flattening do not change the topology of walls, they do not convert closed walls into open ones bounded by strings.

In the considered case the first (spontaneous symmetry breaking) phase transition takes place on the inflationary stage and neither angular nor radial fluctuations can provide formation of strings. It makes closed walls the only topological defect solution that can appear after manifest symmetry breaking, when the angular mass is switched on. Such walls are not bounded by strings by construction, and neither quantum hole nucleation nor mutual intersection can change the closed topology of these walls. Domain walls can become open when a string loop that binds a wall inside it hits a larger wall [37, 40]. Then pieces of two walls annihilate and a vacuum hole bounded by string is produced. However as we argued above all the walls are initially closed and have no strings on their boundary, so during intersections they will pass each other without annihilation [39] thus preserving their closed character.

### 3 Space distribution of PBHs

The general conditions for the formation of primordial black holes have been presented in [13]. In that paper we also performed calculations for formation of walls of smaller sizes inside the wall of larger size. The conclusion is that their total mass is only twice a mass of main wall, which determines the mass of the largest black hole. BHs are formed as the result of the closed walls evolution. Hence, total mass of black holes disposed closely to the largest BH increases weakly its effective mass.

The present section contains calculation of BH spectrum around the main BH. The size of area which we consider is much greater (in orders of magnitude) than the size of the wall progeniting the largest BH. It contains a lot of smaller walls what strongly increase total mass

of the BH cluster. So that is of great interest to study the properties of distribution of BHs with intermediate masses around the most massive ones over those scales which can be roughly attributed to the galaxy clusters scale.

General strategy is as follows: we choose the scale of some region containing BH with the given value of mass; then we consider what the value of phase  $\phi_r$  must have been when this region was in a single horizon. We do that by deciding what value of  $\phi$  would have (on average) led to a single black hole of the given mass. Then we use that value of  $\phi_r$  to find the density of BHs of smaller sizes in the considered region.

Let  $M_0$  be the mass of most massive BH and  $M$  the integrated mass of the coexisting BHs inside a sphere of radius  $r$  centered at the most massive BH. It is convenient in our mechanism to trace the space distribution of resulting BHs by the distribution in size of their progenitive closed domain walls. In this sense, there are three scales related to our problem, namely the size of the closed wall  $R_0$ , which finally gets converted into the most massive BH; a size  $R$  of a closed wall that becomes a BH of intermediate mass inside the above-mentioned sphere; and the radius  $r$  of the sphere itself. Every mentioned scale can be attributed to the number of e-foldings left until the end of inflation. We assign these numbers of e-foldings as  $N_0$ ,  $N$  and  $N_r$  respectively. It is clear that a region of size  $r$  formed at the inflationary stage will follow the expansion of the Universe, depending upon the current equation of state, and hence we can approximately admit

$$r = r(N_r; t) = r_U(t) e^{N_r - N_U}; \quad (6)$$

where  $r_U(t)$  is the size of the Universe at time  $t$ . Let us assume that the angular component of our field has the phase  $\phi_r$ , once a region of size  $r$  leaves the horizon when the Universe still has  $N_r$  e-foldings to inflate. So, at some later time, characterized by  $N_0 < N_r$  e-foldings before the end of inflation, one has already  $e^{3(N_r - N_0)}$  causally disconnected regions inside the volume created at e-folding  $N_r$ . As we saw in the previous section, the phase fluctuates at each e-folding like a one-dimensional Brownian motion. According to our mechanism, the biggest domain wall is formed once the phase overcomes  $\phi_c$  for the first time, being initially (at the beginning of inflation) somewhere in the range  $[0; \pi]$  (see Fig. 1). It is this wall that collapses into the most massive BH serving as the centre of BHs cluster. By assumption, only one of the above-mentioned domains contains a phase larger than  $\phi_c$  at e-folding number  $N_0$ . So the probability of finding the phase within the interval  $[\phi_c; \pi]$  in one of the causally disconnected regions at e-folding number  $N_0$  is equal to  $1 - e^{-3(N_r - N_0)}$ .

On the other hand, the well known formula [43, 44, 45]

$$W(N; \phi) = \frac{1}{2(N_r - N)} \exp \left[ -\frac{(\phi - \phi_c)^2}{2(N_r - N)} \right] \quad (7)$$

represents the probability to find phase  $\phi$  in the interval  $[\phi; \phi + d\phi]$  at arbitrary e-folding number  $N$  within causally disconnected volumes with the size of order of  $l = H^{-1}$  provided they had unique phase  $\phi_r$  at e-folding number  $N_r$ . The value  $\phi_c$  is given by formula (3). Thus the number of causally independent domains acquiring the phase in the interval  $[\phi_c; \pi]$  just during the e-folding number  $N$  is



$$K(N) = W(N; ) e^{3(N_r - N)}; \quad (8)$$

The value of the phase  $r$  can be expressed by equating number of domains containing the phase in the interval  $[ ; ]$  at e-folding number  $N_0$  to unity (by definition)

$$K(N_0) = 1;$$

what gives

$$r = \frac{q}{(N_r - N_0) [6(N_r - N_0) - \ln(2(N_r - N_0))]}; \quad (9)$$

Combining Eqs. (7), (8), (9) the probability of formation of walls with smaller masses at e-folding number  $N$  can be obtained as follows:

$$K(N) = \frac{[2(N_r - N_0)]^{\frac{N_r - N_0}{2(N_r - N)}}}{q} \exp \left[ -\frac{3(N_r - N_0)^2}{N_r - N} + 3(N_r - N) \right] \quad (10)$$

The formulae written above are formally valid for arbitrary parameter  $N_0$  which is connected with the mass of main BH. The BH of any mass produces cluster of smaller BHs in the manner discussed above. The choice of the mass of main BH could be done using mass distribution of BHs calculated earlier – see Fig. 2. One can see from the figure, that amount of BHs with mass  $5 \cdot 10^4 M$  – see Fig. 2 – is about  $10^{11}$ , i.e. approximately coincides with the total number of galaxies. To treat the BH cluster structure as the pattern for future galaxy formation we choose below the parameter  $N_0$ , corresponding to this value of mass for the main BH.

Now we shortly remind the connection between mass of black holes and e-folding  $N$  according to [12]. The mass  $M$  of a closed wall is connected with its size

$$M = 4 R(N)^2; \quad (11)$$

where  $\sigma$  is the surface energy density of the wall.

There are two different scales related to the spherical wall dynamics. The first one  $R_1(N)$  is determined from the condition that the wall mass (11) is equal to the energy of the plasma contained in the domain bounded by this closed wall at  $t = R$ ,  $E_V = \frac{4}{3} R^3$ ; where  $\rho = \frac{2}{30} g T^4$  is the energy density of the plasma with  $g$  degrees of freedom during the radiation-dominated epoch. Taking into account that

$$\sigma = 4 \sigma_f; \quad (12)$$

and equating energies  $E_V$  and  $M$  from expression (11), one obtains the scale

$$R = \frac{3}{\sigma}; \quad (13)$$

which also can be expressed through the temperature  $T$  when the above-mentioned equality was established

$$R = L_U \frac{T_0}{T} e^{N - N_U}; \quad (14)$$

here  $T_0$  and  $L_U$  are temperature and size of the modern Universe. Combining the formulas written above, one obtains the maximal size of a spherical wall at which it does not influence the law of local expansion, when it enters horizon:

$$R_1(N) = \frac{1}{90} g^{1/3} (L_U T_0)^{4/3} e^{4/3(N - N_U)} : \quad (15)$$

Recall that  $L_U T_0 = 2.7 \cdot 10^9$ .

Another scale arises if we take into account the internal pressure of the wall. Its influence is developed after the wall comes under the horizon and leads to the termination of the wall growing and its acquiring a spherical shape. This moment is characterized by the instant  $t_2$  such that

$$l_{hor}(t_2) = R(t_2) = R_2; \quad (16)$$

where the size of the horizon during the radiation-dominated era scales like  $l_{hor}(t_2) = 2t_2$ . We also recall that walls get nucleated under the violation of condition (4), which happens once the friction term  $3H$  — in the equation of motion for the phase — becomes comparable with the 'force' term  $m^2$ , i.e. at the moment  $t$  when

$$H(t) = m : \quad (17)$$

Taking into account the expression for the Hubble parameter  $H = \frac{1}{3} \frac{\dot{M}_P}{M_P^2}$ ; and the connection of the temperature with time  $T = \frac{45}{32\sqrt{g}} \frac{1}{t} \frac{M_P}{t}$ ; one obtains the time moment and the temperature of walls nucleation in the early Universe

$$t = \frac{1}{8m^2}; \quad T = \frac{45}{4\sqrt{g}} \frac{1}{M_P m} : \quad (18)$$

Applying these formulas to (16) and taking into account that the seeking scale can be expressed in the same manner as (14), with  $T$  instead of  $T$ , one can easily find the size of wall when it enters horizon

$$R_2(N) = \frac{1}{2} \frac{T_0 L_U}{C} e^{2(N - N_U)}; \quad C = \frac{45}{4\sqrt{g}} \frac{1}{M_P m} : \quad (19)$$

Thus the maximal comoving size of a spherical wall at FRW epoch seeded at e-folding number  $N$ , is determined from the condition

$$R(N) = \min(R_1(N); R_2(N)) : \quad (20)$$

The condition (20) constrains the size of a spherical wall so that its contribution into the local density does not dominate when it enters cosmological horizon.

Indeed, for a sufficiently big wall, of radius exceeding  $R_{ld} = \frac{3}{8} \frac{M_P^2}{m^2}$ , given by the constraint (15), its pieces start to dominate over radiation energy within the cosmological horizon, while the wall is still causally disconnected as a whole. Therefore the local expansion rate in a causally connected area dominated by a piece of the wall turns to be  $a_{loc}(t) \propto t^2$ . Such superluminal

expansion makes the successive evolution of this region elusive for the distant observer. It puts the upper limit (15) on the maximal mass of BHs that can be formed by the considered mechanism from a spherically symmetric wall. However account of the non-perfect initial form of the wall and of the effect of crinkle attenuating, considered in the next section, offers the possibility to avoid the constraint (15) even for supermassive walls. Then the condition (20) can be relaxed and the maximal size of wall can always be given by the size it has, when enters the horizon. Local crinkle decay dominance (see the next section) leads, however, to deviation of local expansion law from the pure RD case, what modifies the definition (19) for the maximal size of wall.

According to the mechanism under consideration, the energy of the wall with surrounding particles  $E_w$  will be converted into a BH of mass:

$$M_{BH}(N) = E_w \quad (21)$$

This happens when the gravitational radius  $r_{grav} = 2E_w/M_P$  is larger than the minimal size of contraction of the collapsing wall. This minimal size of contraction does not exceed a few times the wall's width.

Using formulas (6), (8) and (21) one can calculate the desired distribution of intermediate BHs in the vicinity of the most massive one.

In Fig. 2 following [13] we present the mass spectrum of BHs produced by the described mechanism. Such spectrum strongly depends on the parameters of the underlying field model. Here these parameters are chosen in such a way that the average number of BHs with mass  $10^6 M_\odot$ , is about  $10^{11}$  what coincides approximately with a number of galaxies in the visible Universe. It makes the difference of the model in Fig. 2 from the results of [13].

The mass distribution of intermediate BHs around the most massive one is presented in Fig. 3 for the same parameters of the potentials (1) and (2) as have been chosen to produce the distribution Fig. 2. Actually we always deal with a cluster of BHs centered by the most massive one. This BHs cluster contains from the beginning  $0.3 \cdot 10^9$  BHs of smallest masses about  $10^8 M_\odot$  and massive BH with mass  $2.7 \cdot 10^6 M_\odot$  in its center. The total mass of the BHs in the cluster is  $0.3 \cdot 10^6 M_\odot$  and is comparable with the mass of a baryon component in a galaxy. Analysis of Fig. 3 reveals that average density decreases quickly with size growing. For example, average density at the scale 1000 parsec is  $10^4$  times smaller comparing with average density in the center, at the scale of order 10pc.

## 4 Possible role of crinkles

Let us consider the problem of squaring of a wall surface just after the wall formation. By definition, the spatial position of any wall is determined by the surface with phase value  $\phi = 0$ . Let we have an approximately flat surface determined as space points containing the phase  $\phi = 0$  of size  $l = H_0^{-2}$  at the e-folding number  $N$ : Then, one e-folding later, the surface will be divided into  $l = e^2$  parts. Approximately half of them embrace new value of phase  $\phi > 0$  while the remaining half acquires the values of phase  $\phi < 0$ . The total surface of interest, with the phase  $\phi = 0$ ; appears to be warped and increases by a factor & varying in the range  $1/2$ : The

following cosmological expansion increases the sizes of crinkles exactly like total size of a closed wall. If this process lasts for, say,  $N$  e-foldings, the surface increases by a factor  $\epsilon^N$  in addition to the standard inflationary expansion by a factor  $e^N$ .

Here some explanation is necessary: In the course of inflation the warping goes to smaller scales, so that smoothing of large crinkles beyond the horizon is accompanied by creation of small crinkles within it. It should be reminded that in this process not walls, but physical conditions for their origin are created. This fractal-like process of crinkles formation terminates when the size of the wall becomes comparable with the wall width  $d = 1/m \neq 0$ . The crinkles of sizes smaller than the wall width  $d$  will be smoothed out during the period of wall formation and their effect could be ignored in the analysis of successive wall evolution. Hence our direct aim is to determine the e-folding  $N_d$  at which crinkles of size  $d$  are still produced.

The scale of the crinkles produced at e-folding number  $N_d$  is approximately equal to the wall width  $d$

$$d_{\text{crinkle}} = r_U(t) e^{N_d - N_U} = L_U \frac{T_0}{T} e^{N_d - N_U} : \quad (22)$$

This formula immediately leads to the number of e-foldings we need:

$$N_d = N_U + \ln \frac{T d}{T_0 L_U} : \quad (23)$$

Therefore the mass of a wall just after its nucleation is given by the expression

$$E_w = 4 R_1(N)^2 \epsilon^{N - N_d} : \quad (24)$$

Choosing the realistic numbers  $N - N_d = 10\{20$  and  $\epsilon = 1.5$ , one can see that the effective mass of the wall increases at the moment of its formation by a factor  $10^2\{10^3$ . Also one has to note that the size  $R_1(N)$  we have calculated in the previous section should be initially corrected by a factor  $\epsilon^{\frac{1}{3}(N_d - N)}$  once the effects of crinkles are taken into account.

The internal tension in the wall leads to its local attenuating with the growth of the horizon. The released energy is converted into the kinetic energy of the wall and into an energy of outgoing waves, which are predominantly the waves of that scalar field that produces the domain walls. In our case, it is the phase that acquires dynamical sense of the angular component of field  $\theta$ .

A typical momentum  $k$  of the waves is of the order of the inverse wall width  $1=d$ , hence  $k \sim m$  and the waves are necessary semi-relativistic. Their kinetic energy decreases due to the cosmological expansion. So particles of mass  $m$  are concentrated in the vicinity of the wall. These particles can further contribute to the process of BH formation. The situation can become more complex if the particles are unstable. In this case, the products of their decay are relativistic and most of the time, they escape capture by the gravitational field of the wall. The main immediate effect of these relativistic products is the local heating of the medium, surrounding the region of BH formation. Their concentration in this region and successive derelativization can later provide their possible contribution to the formation of BHs and BH clusters.

The density of these particles is diluted by cosmological expansion, whereas the wall kinetic energy is mainly redshifted, making the expression (24) approximately valid with  $\delta \ll 1$  in the period of BH formation, when the whole wall enters the horizon.

However, the contribution of crinkles can be significant, in the period when the wall enters the horizon, and its successive evolution proceeds so quickly that the effects of wall attenuing are not suppressed by the cosmological expansion. In this period the wall attenuing and crinkle decays transform the energy, stored in the smaller-scale crinkles, into the energy of scalar field waves and the kinetic energy of the wall. These products of wall attenuing dominate in the local energy density, thus preventing the superluminal expansion of the considered region. If the effect of crinkles is sufficiently strong, the wall dominance may not arise, since the energy released in the attenuing is always dominant over that of the negative pressure of the attenued wall within the horizon. The RD (or MD) regime of dominance of the energy, released in the attenuing, implies the difference between the expansion law within the considered region and the general expansion; however, being subluminal, it continues until the whole wall enters the horizon.

The longer the period of crinkle-decay-products dominance is, the larger is the overdensity in this region, as compared with the mean cosmological density,  $(\delta = \delta_c) \gg 1$ , when the wall enters the horizon. This difference provides the separation of this region from the general expansion and the effective BH formation in it, similar by to the PBH formation on the RD stage, considered by [18] (for a review see [17, 23]). This effects can modify the numerical values in BH distributions presented in the previous section. A special study is, however, necessary to take it into account.

## 5 Discussion

It should be obvious that the mechanism proposed in this article, which explains the formation of PBHs by the pregeneration of objects that build up the mass of SM BHs in the centre of the galaxy, works in reality by production of BHs with smaller masses that accompany the most massive BH. An indirect hint [47] that a situation of this sort can arise has been found recently in the centre a rather famous blazar, Mrk 501. Namely the combination of observations of the host galaxy allowing a direct measurement of the mass of the central BH in Mrk 501 and those of the modulation of high energy emission might be brought into agreement by assuming a binary system of highly unequal SM BHs hosted in the centre of this blazar. Thus, having BHs of intermediate masses accompanying the most massive ones, which are capable of coupling into binary systems, turns out not to be unrealistic.

We investigated in detail the primordial spatial distribution of BHs with masses in the range  $10^{-9}$ – $10^5 M_\odot$ . It was shown that such BHs could concentrate around a massive one in the scale of up to 10 Mpc. The total mass of a group of these primordial BHs can be of the order of a mass of ordinary galaxy clusters. The number of such a groups could be made to coincide approximately with a number of galaxy clusters. Their formation begins at a very early stage, which is characterized by the temperature  $T \sim \frac{M_{\text{Pl}}}{M_{\text{Pl}} m} \sim 10^6 \text{ GeV}$ ; for the most massive BHs, it may continue even after the period of Big Bang nucleosynthesis, but stop in

any case long before star formation. Being compatible with the constraints on the average primordial light element abundance and with the averaged restrictions on the distortions of the CMB black-body spectrum, the formation of PBH clusters around the most massive BH may lead to local peculiarities of pregalactic chemical composition, and to specific effects in the spectrum, angular distribution and polarization of small-scale CMB fluctuations, accessible to the observational test. After recombination of hydrogen at the modern matter-dominated stage, baryons are influenced by the gravitational potential of a primordial BH group, which facilitates galaxy formation. The proposed model can offer the alternative to the standard picture of galaxy formation by the slow growth of baryon density fluctuations.

To illustrate our approach we considered the simple model of a PNG field in an inflationary Universe. The physically self-consistent realization of the proposed scenario should imply more sophisticated models. Such a realization should provide the compatibility of this scenario with the observational constraints. Namely, the large-scale fluctuations of the PNG field should be suppressed so as not to cause too large CMB anisotropy. Another problem of a realistic scenario will be to satisfy the constraint on the oscillations of the energy density of the PNG field, playing the role of cold dark matter, or to provide a sufficiently rapid decay of PNG particles, if the parameters of the chosen model lead to the contradiction with this constraint.

At the end of the discussion it should be noted that the existence of such systems of primordial BHs correlated in space offers a new element to the standard  $\Lambda$ CDM model. It could add additional power to the spectrum of density fluctuations on small scales, where the measurements of the Ly forest are relevant [48]. It is important that the described structures of PBHs do not evaporate significantly due to the large amount of their constituents. This fact makes the clusters of PBHs very favorable to being gravitationally bounded during the epoch of galaxy formation, up to the galaxy clusters scales.

## Acknowledgements

The work of M.Kh and S.R. was performed in the framework of the State Contract 40.022.1.1.1106 and was partially supported by the RFBR grant 02-02-17490 and grant UR.02.01.008. (Univer. of Russia).

## References

- [1] Ya.B. Zel'dovich, Soviet Phys.-Doklady 9, 195 (1964); E.E. Salpeter, Astrophys.J. 140, 796 (1964).
- [2] M.J. Rees, Annu. Rev. Astron. Astrophys. 22, 471 (1984); M.J. Rees, arXiv:astro-ph/9701161.
- [3] J. Kormendy and K. Gebhardt, AIP Conf. Proc. 20th Texas Symposium On Relativistic Astrophysics 586, 363 (2001) [arXiv:astro-ph/0105230].
- [4] D. Richstone et al., Nature 395, A14 (1998) [arXiv:astro-ph/9810378].

- [5] A .G hez, M .M orris, E .E .Becklin, T .K rem enek and A .Tanner, Nature 407, 349 (2000) [arX iv astro-ph/0009339].
- [6] K .G ebhardt et al., Astrophys.J. 539, L642 (2000) Dispersion," [arX iv astro-ph/0006289]; L .Ferrarese and D .M eritt, Astrophys.J. 539, L9 (2000) Galaxies," [arX iv astro-ph/0006053].
- [7] X .Fan et al. [SDSS Collaboration], Survey," Astron. J. 120, 1167 (2000) [arX iv astro-ph/0005414]; Astron. J. 122, 2833 (2001) [arX iv astro-ph/0108063].
- [8] A .Soltan, Mon. Not. Roy. Astron. Soc. 200, 115 (1982); Q .j. Yu and S .T rem aine, Mon. Not. Roy. Astron. Soc. 335, 965 (2002) [arX iv astro-ph/0203082].
- [9] O .Y .G nedin, Class. & Quant. Grav. 18, 3983 (2001) [arX iv astro-ph/0108070].
- [10] A .M .G reen, S .H ofm ann and D .J .Schwarz, arX iv astro-ph/0309621.
- [11] S .L .Shapiro, arX iv astro-ph/0304202; arX iv astro-ph/0310070.
- [12] S .G .Rubin, M .Y .K hlopov and A .S .Sakharov, Grav. Cosm ol. 6, 51 (2000) [arX iv hep-ph/0005271].
- [13] S .G .Rubin, A .S .Sakharov and M .Y .K hlopov, early universe," J. Exper. Theor. Phys. 91, 921 (2001) [J. Exp. Theor. Phys. 92, 921 (2001)] [arX iv hep-ph/0106187].
- [14] M .Y .K hlopov, S .G .Rubin and A .S .Sakharov, arX iv astro-ph/0202505.
- [15] D .H .Lyth and D .W ands, Phys. Lett. B 524, 5 (2002) [arX iv hep-ph/0110002]; A .D .Linde and V .M ukhanov, Phys. Rev. D 56 (1997) 535 [arX iv astro-ph/9610219]. M .G iovannini, arX iv hep-ph/0310024.
- [16] Ya.B .Zeldovich and I.D .Novikov, Sov. Astron. 10, 602 (1967); J.C .N iem eyer, K .J edam zik, Phys. Rev. D 59, 124013 (1999).
- [17] A .G .Polnarev and M .Yu .K hlopov, Sov. Phys. Usp. 145, 369 (1985); Phys. Lett. B 97, 383 (1980); M .Yu .K hlopov, B .A .M almed and Ya.B .Zeldovich, Mon. Not. Roy. Astron. Soc. 314, 170 (1985); A .F .K adnikov, M .Yu .K hlopov and V .I .M aslyankin, Astrophysics 31, 523 (1990).
- [18] I.D .Novikov, A .G .Polnarev, A .A .Starobinskii, Ya.B .Zeldovich, Astron. and Astrophys., 80, 104 (1979).
- [19] S .Hawking, Phys. Lett. B 231, 237 (1989); A .Polnarev and R .Zem bowicz, Phys. Rev. D 43, 1106 (1991).
- [20] S.W .Hawking, I.G .M oss and J.M .Stewart, Phys. Rev. D 26, 2681 (1982); I.G .M oss, Phys. Rev. D 50, 676 (1994)

- [21] M .Yu.Khlopov, R.V .Konoplich, S.G .Rubin and A .S.Sakharov, Phys.Atom .Nucl. 62, 1593 (1999); hep-ph/9807343; hep-ph/9912422
- [22] M .Yu.Khlopov and V M .Chetkin, Sov.J.Part.Nucl. 18, 267 (1987).
- [23] M .Yu.Khlopov, Cosmoparticle physics (World Scientific, Singapore, New Jersey, London, Hong Kong, 1999).
- [24] L. Kofman and A. Linde, Nucl. Phys. B 282, 555 (1987); A.S. Sakharov and M .Yu.Khlopov, Sov.J.Nucl.Phys. 56, 412 (1993).
- [25] V .Barger, H .S.Lee and D .Marfatia, Phys.Lett.B 565 (2003) 33 [arXiv:hep-ph/0302150].
- [26] D .H .Lyth and E .D .Stewart, Phys.Rev.D 46 (1992) 532; D .H .Lyth and E .D .Stewart, Phys.Lett.B 283 (1992) 189.
- [27] R .Bean and J.Magueijo, Phys.Rev.D 66, 063505 (2002) [arXiv:astro-ph/0204486].
- [28] D .N .Spergel et al., Determination of Cosmological Parameters," Astrophys. J. Suppl. 148, 175 (2003) [arXiv:astro-ph/0302209].
- [29] M .Colless et al., Mon.Not.Roy.Astron.Soc. 328, 1039 (2001) [arXiv:astro-ph/0106498].
- [30] A .Starobinsky, JETP Lett. 30, 682 (1979); Phys.Lett. 91B, 99 (1980).
- [31] F.C .Adams et al., Phys.Rev.D 47, 426 (1993).
- [32] J.E.Kin, Phys.Rep. 150, 1 (1987).
- [33] V .Bozza, M .Gasperini, M .Giovannini and G .Veneziano, Phys.Rev.D 67 (2003) 063514 [arXiv:hep-ph/0212112].
- [34] M .Y .Khlopov, S.G .Rubin and A .S.Sakharov, arXiv:hep-ph/0210012; Phys.Rev.D 62, 083505 (2001) [arXiv:hep-ph/0003285]
- [35] P .Sikivie, Phys.Rev.Lett. 48, 1156 (1982).
- [36] T.W .B.Kibble, G .Lazarides and Q .Sha, Phys.Rev.D 26 (1982) 435
- [37] A .Vilenkin and E.P.S.Shellard, Cosmic strings and other topological defects (Cambridge University Press, Cambridge, 1994).
- [38] S.Coleman, Aspects of symmetry (Cambridge University Press, Cambridge, 1985).
- [39] M .Nagasawa and M .Kawasaki, Phys.Rev.D 50 (1994) 4821
- [40] S .Chang, C .Hagmann and P .Sikivie, Phys.Rev.D 59 (1999) 023505 [arXiv:hep-ph/9807374].
- [41] V .A .Berezin, V .A .Kuzmin and I.I.Tkachev, Phys.Lett. 120B, 91 (1983).



- [42] J. Ipser and P. Sikivie, Phys. Rev. D 30, 712 (1984).
- [43] A. Vilenkin, L. Ford, Phys. Rev. D 26, 1231 (1982).
- [44] A. D. Linde, Phys. Lett. B 116, 335 (1982).
- [45] A. Starobinsky, Phys. Lett. B 117, 175 (1982).
- [46] A. Linde, D. Linde and A. Mezumarian, Phys. Rev. D 49, 1783 (1994).
- [47] F. M. Rieger and K. Mannheim, Astron. Astrophys. 397, 121 (2003) [[arXiv:astro-ph/0210326](#)].
- [48] N. Afshordi, P. McDonald and D. N. Spergel, Early Structures, Astron. J. 594, L71 (2003) [[arXiv:astro-ph/0302035](#)].

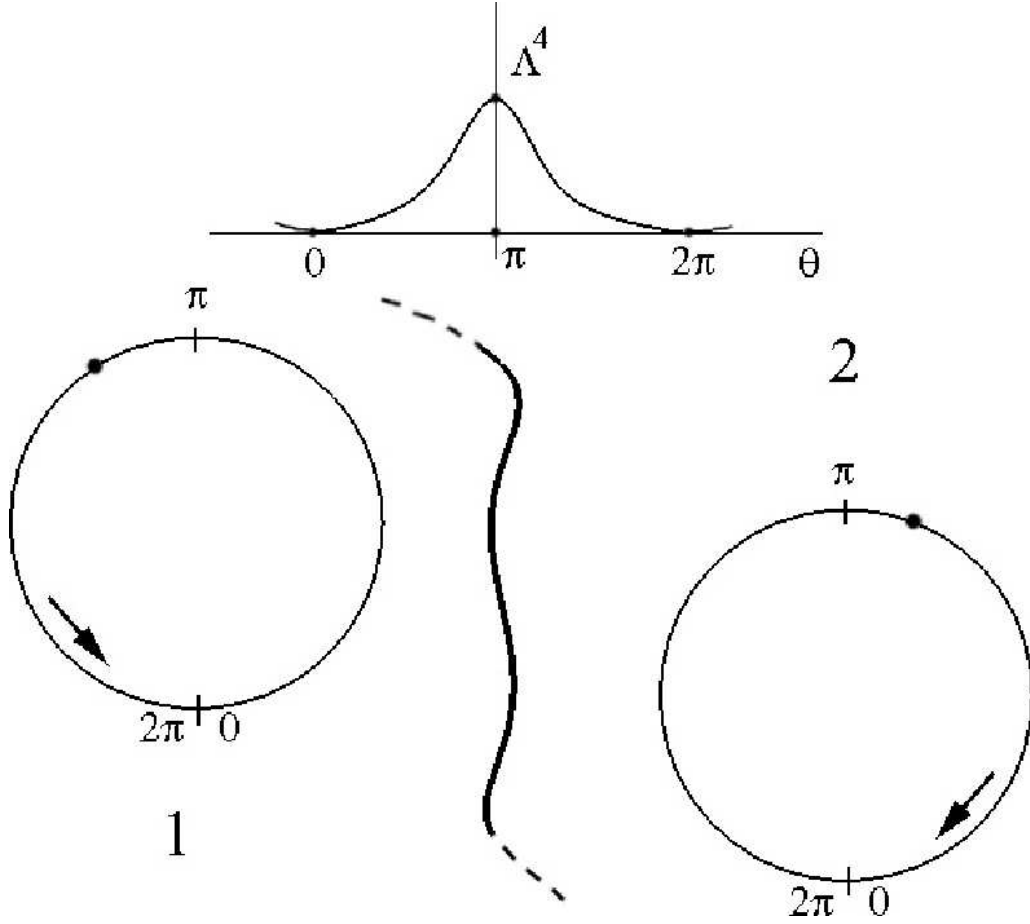


Figure 1: The explicit deconvolution of the potential (2) (top) shows that the vacuum manifold of angular component consists of two stable states associated with 0 and  $2\pi$  akin to the simple double-well potential (only the two closest minima are shown). This situation is an analogue of that with the breaking of discrete symmetry. A domain wall occurs at the boundaries, between regions of space with the vacuum value of the phase in different states, with interpolating between 0 and  $2\pi$  across the wall. The energy of the configuration is rising over the potential hill. Two neighboring domains (bottom) filled with the phase values above and below  $\pi$ , corresponding to the two different vacuum states, give rise to the formation of a domain wall once the motion of the angular component becomes underdamped, driving the phase to different minima, namely  $2\pi$  and 0 respectively.

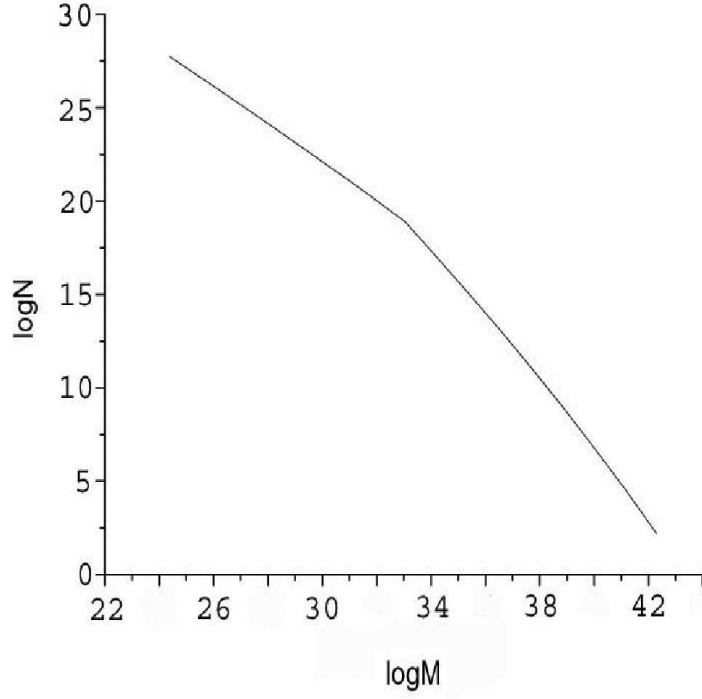


Figure 2: Explicit mass (in g.) distribution of PBHs, simulated for the following specific parameter:  $m = 100 \text{ GeV}$ ,  $f = 8 \cdot 10^{13} \text{ GeV}$ . The total mass of BHs over the Universe is  $10^{53} \text{ g}$ .

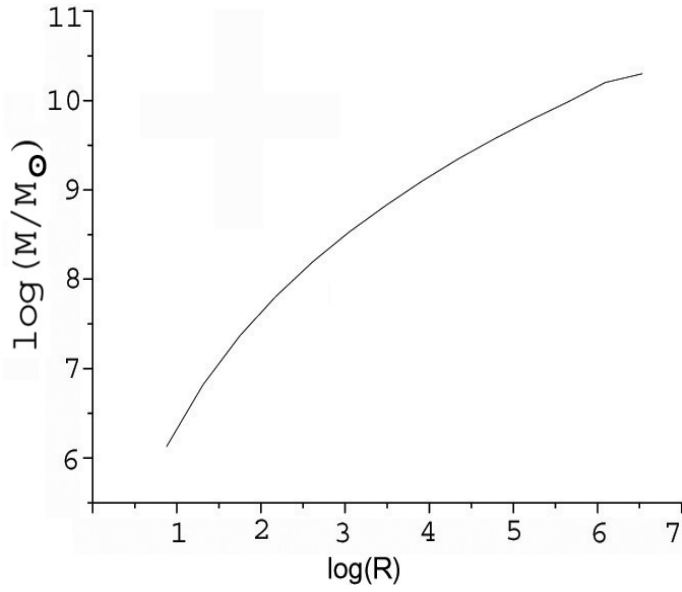


Figure 3: Total mass of black holes within the sphere of radius  $r$  (in pc.). Parameters of the model:  $m = 100 \text{ GeV}$ ,  $f = 8 \cdot 10^{13} \text{ GeV}$ ; the mass of the central BH is  $2.7 \cdot 10^4 M_{\odot}$ .