

The Changing Blazhko Effect of XZ Cygni

Aaron LaCluyze, Horace A. Smith, E.M. Gill, A. Hedden¹, Karen Kinemuchi, A.M. Rosas²,
Barton J. Pritzl³, Brian Sharpee⁴, Christopher Wilkinson⁵, and K.W. Robinson

Department of Physics and Astronomy, Michigan State University, East Lansing, MI 48824

Marvin E. Baldwin and Gerard Samolyk

AAVSO RR Lyrae Committee, 25 Birch St., Cambridge, MA 02138

ABSTRACT

New CCD photometry has been obtained for the RR Lyrae variable star XZ Cygni. An analysis of old and new photometry confirms earlier results that XZ Cygni exhibits the Blazhko Effect and that its Blazhko period has changed over time. These changes in the Blazhko period are anticorrelated with observed changes in the primary period of XZ Cygni. During the first half of the twentieth century, XZ Cygni had a Blazhko period of approximately 57.4 d. Beginning in 1965, its primary period underwent a steep decline in several steps. Coincidentally, its Blazhko period increased to about 58.5 d. In 1979, the primary period suddenly increased again. After an interval in which the Blazhko Effect was small, the Blazhko Effect re-established itself, with a period of approximately 57.5 d. When its Blazhko period is near 57.5 d, XZ Cygni has also shown a tertiary period of 41.6 d. We conclude that there is evidence for a longer 3540 d period in photometry obtained during the first half of the twentieth century. XZ Cygni is compared with three other RR Lyrae stars which also appear to show changing Blazhko periods. The observed changes in the length of the Blazhko period of XZ Cygni constrain possible explanations for the Blazhko Effect. In particular, they argue against any theoretical explanation which requires that the Blazhko period be exactly equal to or directly proportional to the rotation period of the star.

Subject headings: (stars: variables:) RR Lyrae variable

¹Current address: Dept. of Astronomy, Steward Observatory, Tucson, AZ 85721

²Current address: Catholic University of America, NASA/GSFC, Mail Code 695.0, Greenbelt, MD 20771

³Current address: Dept. of Physics and Astronomy, Macalester College, Saint Paul, MN 55105

⁴Current address: Molecular Physics Laboratory, PN-099, SRI International, Menlo Park, CA 94025

⁵McDonald Observatory, University of Texas at Austin, 1 University Station, Austin, TX 78731

1. Introduction

Blazhko (1907) discovered a periodic oscillation in the times of maximum light of the RR Lyrae variable RW Dra. Shapley (1916) found that the light curve shape of RR Lyrae itself changed with a secondary period of approximately 40 days. Subsequently, long term secondary modulations in light curves have been identified for a number of well-observed RR Lyrae variables. These secondary modulations are now usually referred to as the Blazhko Effect, although Szeidl & Kollath (2000) have suggested that the name Blazhko-Shapley Effect might be appropriate in recognition of Shapley's role in their discovery. In the Milky Way, about 20 – 30% of RR Lyrae variables of Bailey type ab (RRab, also termed RR0) show the Blazhko Effect (Moskalik & Poretti 2003; Szeidl 1988). In the Large Magellanic Cloud the percentage of RRab stars which show the Blazhko Effect is smaller, about 12% to 15% (Acock et al. 2003; Soszynski et al. 2003). Periods of reported secondary modulations of classical Blazhko Effect RRab stars in the Milky Way range from 11 d to 533 d. More recently, secondary modulations similar or identical to the Blazhko Effect have also been discovered for a small percentage of the RR Lyrae stars of Bailey type c (RRc or RR1). Reviews of the Blazhko Effect have been given by Szeidl (1976), Szeidl (1988), Smith (1995) and Kovacs (2001). As we will discuss in §7, several explanations have been advanced, but there is still no consensus on the mechanism underlying the Blazhko phenomenon (Cousens 1983; Shibahashi 2000; Kovacs 2001).

Many RR Lyrae stars are known to have undergone changes in the length of their primary pulsation cycle (Smith 1995). However, significant changes in the length of the Blazhko period appear to have been reported for only four stars (Jurcsik et al. 2002): XZ Dra, RV UMa, RW Dra, and the subject of this study, XZ Cyg (HD 239124, BD +56 2257). RR Lyrae stars with changing Blazhko periods are of particular interest because they may shed light on the cause of the Blazhko Effect.

The variability of XZ Cygni was discovered in 1905 by L. Ceraski. Subsequent investigations have made XZ Cyg one of the best studied RRab stars. Blazhko (1922) established that XZ Cygni displays the Blazhko Effect, finding the Blazhko period to be approximately 57.4 d long. For the next half century, investigations of XZ Cyg confirmed the existence of a Blazhko period near 57.4 d, though some indicated the possibility of a 41.6 d tertiary period as well (Kepikova 1958; Muller 1953). In the 1960s, however, XZ Cyg underwent striking changes. Baldwin (1973), Smith (1975), Pop (1975), and Taylor (1975) reported that the Blazhko period of XZ Cyg abruptly lengthened to about 58.4 d in the mid 1960s. This change in the Blazhko period was coincident with a sharp decrease in the primary pulsation period, which took place in several steps (Bezdenezhny 1988; Baldwin & Samolyk 2003). More recently, the primary period has increased once more, rising to a value close to the one it had before its sudden decline (Baldwin & Samolyk 2003).

In the present paper we investigate the behavior of XZ Cyg between its discovery and 2002. We will present new CCD photometry of XZ Cyg and analyze old and new observations of the star. Our intent is to verify that the Blazhko period of XZ Cyg has indeed changed and to understand

how any changes in the Blazhko period are related to changes in the primary period. Finally, we will consider how observed changes in the Blazhko period might constrain theoretical models of the Blazhko phenomenon.

2. CCD Observations

Differential V band photometry of XZ Cyg was obtained with the 60-cm telescope of the Michigan State University Observatory between JD 2451338 and 2452506 (1999 June 8 through 2002 August 19). Until JD 2452202 observations were obtained with an Apogee Ap7 CCD camera. After that date, an Apogee Ap47p camera was used instead. The star TYC 3929-1703-1 was adopted as a primary comparison star and TYC 3929-1811-1 was used as a check star. Transforming the Tycho catalog V and B magnitudes to the Johnson system using the prescription of Bessell (2000), one obtains $V = 9.97 \pm 0.04$ and $B - V = 1.31 \pm 0.08$ for TYC 3929-1703-1. Differential V-band photometry for XZ Cyg is listed in Table 1. Differential magnitudes are given in the sense $V(\text{XZ Cyg}) - V(\text{comparison star})$. The typical uncertainty in a measurement of V is 0.01 mag. A total of 7738 observations of V were obtained.

The comparison star is redder than XZ Cyg itself, for which $B - V$ varies between 0.2 and 0.4 (Sturch 1966). Because we are interested mainly in analyzing our observations to determine the length of the Blazhko cycle, and because we do not have multi-filter observations, we have not attempted to apply any color corrections to observed values of V . From the previously observed color range of XZ Cyg, we would expect such corrections to make the observed values of V smaller by about 0.03 mag near maximum light and by 0.02 mag near minimum light for both the Ap7 and Ap47p observations. Corrections of that size are not important for our purposes.

441 additional measurements of V were obtained between JD 2452210 and 2452601 (2001 October 27 to 2002 November 22) by G. Samolyk, who used a 25 cm telescope of the Milwaukee Astronomical Society Observatory with a Santa Barbara Instrument Group ST9E CCD. The uncertainty of a typical measurement of V with this instrument is about 0.02 mag. Simultaneous observations of XZ Cyg indicate that the V band photometric systems of the Michigan State University observations and the Milwaukee observations are the same to within 0.01 mag. The Milwaukee differential V measurements are listed in Table 2. The same comparison star was used as for the Michigan State University observations.

3. Analysis of the CCD Observations

The period search routines CLEANest (Foster 1995), Period98 (Sperl 1998), and PDM (Stellingwerf 1978) were used to determine the primary period of XZ Cyg based upon the full CCD dataset. The three methods gave consistent results, $P_0 = 0.466598 \pm 0.000002$ d, a value also consistent with that recently determined by Baldwin & Samolyk (2003) from AAVSO observations spanning the

interval HJD 2448570 to 2452618: 0.46659934 \pm 0.00000035 d. The light curve of XZ Cyg, folded according to the Baldwin & Samolyk (2003) ephemeris, is shown in Figure 1 (for the Michigan State University observations only) and Figure 2 (for all of the CCD observations). These figures strongly indicate the existence of a continued Blazhko Effect in XZ Cyg during the time interval in which the CCD data were obtained.

We then searched for possible additional periods in the CCD dataset using the CLEANest and Period98 programs. The data were prewhitened to remove the primary frequency, f_0 , and its nine higher harmonics ($2f_0, 3f_0, \dots, 10f_0$). Prewhitening the data in that way left residuals with a standard deviation of 0.079 mag. The Blazhko Effect reveals itself in two different types of frequency structure. Some Blazhko variables show frequency triplets, with peaks at frequencies $jf_0 \pm kf_B$, where $j = 1, 2, 3, \dots$, $k = 0$ or 1 , and f_B is the frequency of the Blazhko period. Other Blazhko variables show only frequency doublets (see, for example, Alcock et al. (2003)). Our observations of XZ Cygni indicate the presence of frequency triplets, although the presence of frequency aliases complicates the Fourier spectrum. A portion of the Fourier spectrum around the frequency of the primary period is shown in Figure 3 for the prewhitened data. The peaks at frequencies 2.12577 c/d and 2.16054 c/d would beat with the primary frequency at periods of 57.45 d and 57.59 d, respectively. Similarly spaced peaks are evident in the Fourier spectrum near frequency $2f_0$. Overall, the peaks identified in the CLEANest and Period98 power spectra indicate the presence of a Blazhko period of 57.5 ± 0.2 d. Subtraction of frequencies $jf_0 \pm kf_B$, where $j = 1, 2, \dots, 10$ and $f_B = 0.01739$ reduced the residuals to 0.042 mag, still significantly larger than the expected observational uncertainty.

With the data prewhitened to remove the primary and Blazhko periods, a further search was conducted for peaks in the Fourier spectrum which might represent a tertiary period. A portion of the resultant Fourier spectrum is shown in Figure 4. The highest peaks occur at frequencies of 2.1191 c/d and 2.1698 c/d, which would beat with the primary frequency at intervals of 41.6 d and 37.5 d, respectively. A lesser peak is evident at a frequency of 2.1671 c/d, which would beat with the primary frequency at an interval of 41.8 c/d. Note that the frequency at 2.1698 c/d can be interpreted as a one year alias of the frequency at 2.1671 c/d. The Fourier spectrum around the location of $2f_0$ shows peaks at frequencies of 4.2623 c/d and 4.3104 c/d, which would be indicative of a beat period of length 41.6 d. A peak is also evident at a frequency of 4.2596 c/d, which is, however, interpretable as a one year alias of the peak at 4.2623 c/d. We thus conclude that the CCD photometry indicates the existence of a tertiary period of length 41.6 d with an uncertainty of about ± 0.2 d. As will be discussed later, this period is close to the tertiary periods found by Muller (1953) and Klepikova (1958). Period98 was used to fit the data with a set of frequencies of the form $jf_0; jf_0 \pm kf_B$, and $jf_0 \pm kf_3$, where f_3 is the frequency of a 41.6 d tertiary period, 0.02404 c/d. The resultant fit left residuals of 0.029 mag, still somewhat larger than expected from observational error alone. A search for additional periodicities did not lead to clear evidence that any exist. A portion of the Fourier spectrum around the primary frequency after removal of a 0.466598 d primary period, the 57.5 d secondary period, and 41.6 d tertiary period is shown in

Figure 5. The frequencies, amplitudes, and phases of the components of this fit are listed in Table 3.

The period search procedure was repeated incorporating just the Michigan State University Observations. The results, as might be expected, are very similar. The residuals in the final fit to the Michigan State University observations were slightly smaller, ± 0.026 mag.

The effects of the secondary and tertiary periods have been removed from the lightcurve by subtracting the sidelobe components of the 57.5 d and 41.6 d periodicities. The resultant light curves, phased as in Figures 1 and 2, are shown in Figures 6 and 7.

4. XZ Cygni before 1965

The most extensive studies of the behavior of XZ Cyg before the changes in primary period which began about 1965 are those of Muller (1953) and Klepikova (1958). Muller (1953) obtained the first detailed photoelectric observations of XZ Cyg, monitoring the star from 1948 until November 1952. Muller (1953) confirmed the existence of the secondary period reported by Blazhko (1922), finding the period to be approximately 57.4 d. However, Muller (1953) found that the observations were better described if in addition to this secondary period there existed a tertiary period with a length of either 89.34 or 94.31 times the primary period, 41.7 d or 44.0 d, respectively, assuming a primary period of 0.4665839 d.

Klepikova (1958) attempted, in so far as was possible, to put all existing observations of the maximum brightness of XZ Cyg on a consistent photometric system. Klepikova (1958) then used the times and brightnesses of maxima obtained between JD 2417017 and JD 2434946 to study the long term behavior of XZ Cyg. Klepikova (1958) found evidence for a small decline in the primary period of the variable during this time span, described by the ephemeris for the times of maximum light

$$M_{\max}(HJD) = 2417201.241 + 0.4665878E - 0.000107E^2 \times 10^{-6} \quad (1)$$

where E is the number of cycles elapsed since the start date. Thus, the period would have decreased from 0.4665878 d in 1905 to 0.466584 d in 1954. Bezdenezhny (1988) provided a slightly different interpretation of the period changes of XZ Cyg during this interval, finding that the primary period decreased in a stepwise fashion from 0.4665861 d during JD 2417000 – 2424800 to 0.466579 d during the interval JD 2434600 – 2438700 (ending in 1964). Whichever description one accepts for the period changes, it is clear that the primary pulsation period of XZ Cyg was relatively stable between 1905 and 1965.

Klepikova (1958) confirmed the existence of a Blazhko period of 123.040 times the primary period (giving $P_{B1} = 57.4$ d). Klepikova (1958) also confirmed the existence of a tertiary period

of 89.23 times the primary period ($P_3 = 41.6$ d). Thus, three times the secondary period would be approximately (but not exactly) four times the tertiary period, as K Lepikova (1958) noticed. K Lepikova (1958) also identified a superposed, longer quaternary variation with a period of about 3460 d, during which there is a long term change in the mean magnitude at maximum light. This can be seen in Figure 8, which plots the magnitude at maximum light versus Julian Date for the maxima in Table 10 of K Lepikova (1958). Not plotted in Figure 8 are the later maxima listed by Kanishcheva & Sakharov (1965), which are approximately on the system of K Lepikova (1958) but which may not be exactly comparable. Long term periodicities have been reported for a few other Blazhko Ect stars, most notably RR Lyrae itself (Detre & Szeidl 1973). In addition to its 41 d Blazhko period, RR Lyrae exhibits a four year periodicity. The amplitude of the Blazhko Ect varies during this longer cycle and the phase of the Blazhko cycle shifts when one four-year cycle ends and the next begins. The data accumulated by K Lepikova (1958) indicate that the amplitude of the Blazhko Ect in XZ Cyg changed over time, but they are not sufficient to let us decide whether the 3460 d period is exactly analogous to RR Lyrae's four year period. Detre (1956) reported that J. Balazs had identified a 153.8 d tertiary period for XZ Cyg, which, however, might also be interpreted as the beat interval between periods of approximately 57.4 d and 41.6 d.

As a check on the conclusions of K Lepikova (1958) and Muller (1953), the CLEANest routine was used to search for periodicities in the magnitudes of maximum reported by K Lepikova (1958). Applied to the entire data range from JD 2417017 to JD 2434946, the CLEANest routine did identify periods of 57.41 (± 0.02) d, 41.61 (± 0.04) d, and 3540 (± 100) d. Thus, we broadly confirm K Lepikova (1958)'s results. Nonetheless, it is also evident that these three periodicities are not able to explain much of the scatter in the data. The standard deviation of the maximum magnitudes about the mean was initially 0.113 mag. Removing these three periods and their harmonics from the data reduced that value only slightly, to 0.086 mag. It is possible that instead of being 3540 d long, the actual longest period could be twice that value. When the data are phased with a circa 7000 d period, there are large gaps in the phase coverage which make it difficult to fully test that possibility. In Figure 9, we plot the residuals of maximum magnitudes from K Lepikova (1958) after removal of the three identified periodicities. Moreover, when subsamples of the data are examined, it is clear that the strength of the secondary period has not been constant over the entire duration of the observations collected by K Lepikova (1958). There is, for example, little evidence for a circa 57 d period in the observations made from JD 2417017 to 2417538. A period near 57.34 d is, however, present in the observations made between JD 2424370 and JD 2427750 (Figure 10). Such variability in the Blazhko Ect would, of course, not be unique to XZ Cyg, being also well observed in RR Lyrae itself, for example. In addition, despite the efforts by K Lepikova (1958) to place all observations on a consistent system, the heterogeneity of the observations makes it difficult to compare results over the entire time interval for which K Lepikova (1958) tabulated maxima.

For the interval spanned by the observations of Muller (1953) and the data compiled by K Lepikova (1958), one can conclude that the primary period of XZ Cyg was decreasing slightly but was relatively stable, and that additional periods of length about 41.6 d, 57.4 d, and 3540 d

were present. The durability of the 3540 d period is uncertain, since it could be followed for only a few cycles, and, as we have noted, the possibility that the longest period is 7000 d rather than 3540 d cannot be entirely excluded. Moreover, it appears likely that the amplitudes of the 41.6 d and 57.4 d periodicities were not constant throughout that time interval. Nonetheless, our check confirms prior studies of the behavior of XZ Cyg before 1965.

5. The behavior of XZ Cygni since 1965

Beginning about JD 2438800 (1965), the primary period of XZ Cyg began a steep decline in several steps (Bezdenezhny 1988; Baldwin & Samolyk 2003). The primary period fell to a minimum of 0.4664464 d during the interval JD 2442050 to JD 2443740, 1974 to 1978 (Baldwin & Samolyk 2003). In 1979, the primary period sharply increased, rising to values slightly greater than those observed before the steep decline. Changes in the primary period of XZ Cyg since 1965 are listed in Table 4, which follows Baldwin & Samolyk (2003). The periods reported in Baldwin & Samolyk (2003) are similar to those reported by Bezdenezhny (1988) for time intervals covered in both studies.

Shortly after the decline in the primary period of XZ Cyg, observers began to report a coincident increase in its 57.4 d Blazhko period (Baldwin 1973; Pop 1975; Kunchev 1975; Smith 1975). These indicated that, at about the time that the primary period of XZ Cyg fell to its minimum, the Blazhko period of XZ Cyg increased to about 58.4 d, or perhaps slightly more. An O-C diagram illustrating this change in the Blazhko period is included in Smith (1975). As a check and an extension of these earlier results, we have analyzed observations of XZ Cyg reported since 1965 to the RR Lyrae Committee of the American Association of Variable Star Observers (AAVSO).

5.1. AAVSO visual observations

AAVSO observers have accumulated a large number of visual observations of XZ Cyg since 1965. These data mainly consist of observations obtained near the time of maximum light, rather than equally covering the entire light cycle. We begin by considering M. Baldwin's observations of the magnitude attained by XZ Cyg at maximum light (Baldwin & Samolyk 2002). In Figure 11, we plot the magnitude of maximum light against Julian Date. It is apparent that the range of scatter in the maxima was relatively large around JD 2443000, but diminished after 2444000. This change is also evident in the plots of O-C (observed minus calculated times of maximum light) in Baldwin & Samolyk (2003), which are corrected for the observed changes in the primary period of the star. The diminution in the scatter was noticed by Taylor (1980) who further noted that it was approximately coincident with the abrupt large increase in the primary period of XZ Cyg which took place near JD 2444000. Subsequent to JD 2449000, there is some evidence for an increase again in the size of the scatter of the maximum magnitudes, but not to the level observed near JD

2443000.

We have made two new analyses of the AAVSO observations to determine the length and amplitude of the Blazhko cycle during the time interval covered by the AAVSO observations. We first searched for a periodicity in the magnitude reached at maximum light using the CLEANest routine, limiting ourselves to the maxima observed by M. Baldwin to reduce the possibility of systematic errors among different visual observers. Results from this analysis are listed in Table 5. We also searched for periodicities in the O-C values provided by Baldwin & Samolyk (2003). In this case, we analyzed all of the O-C values reported by AAVSO observers. Results from a period search using the CLEANest program are listed in Table 6. For comparison, in Table 7 we list a number of determinations of the Blazhko period of XZ Cyg from the literature.

These analyses confirm that in the interval from about JD 2439000 to 2444000 the Blazhko period was indeed about a day longer than it had been in the time intervals studied by Muller (1953) and Lepikova (1958). The Blazhko amplitude was particularly large around JD 2443000, when the primary period of XZ Cyg was near its minimum. The Blazhko periodicity was apparently suppressed for awhile when the primary period abruptly increased near JD 2444050, before gradually starting to reassert itself. The renewed Blazhko period is shorter again. However, the evidence for the current length of the Blazhko period is stronger in the CCD observations than in the AAVSO visual data.

It would be very interesting to know whether the 41.6 d tertiary period was still present at the time that the secondary period was near 58.5 d. To investigate this we analyzed AAVSO data obtained between JD 2438882 and JD 2443800. Figure 12 shows the Fourier spectrum for the 109 maximum magnitudes observed by Baldwin during this time interval. A strong peak is evident at a frequency of 0.01709 c/d, corresponding to a period of 58.5 d. Figure 13 plots the maximum magnitudes, phased with the 58.5 d period. For comparison, the same maxima phased with a 57.4 d period are plotted in Figure 14. Figure 15 shows the Fourier spectrum of the data after the magnitudes at maximum have been prewhitened to remove the 58.5 d periodicity and its four highest harmonics. No clear peak is evident near a frequency of 0.024 c/d, corresponding to a periodicity of 41.6 d. The two highest peaks occur at frequencies of 0.019377 c/d and 0.016345 c/d, corresponding to periods of 51.6 d and 61.2 d, respectively. These periods would beat against a 58.5 d period in about 440 days and 1300 days, respectively. They are, however, much weaker than the 58.5 d Blazhko period, and it is doubtful whether they correspond to physically real periodicities.

A similar analysis was performed on 182 O-C values observed during the same interval, excluding two values which were very deviant from the trend of the other observations. The Fourier spectrum for these observations (Figure 16) shows a peak at 0.01706 c/d, corresponding to a period of 58.6 d, which is consistent within the uncertainties with the value seen in Figure 12. The O-C values are phased with a 58.5 d period in Figure 17, which shows considerably more scatter than in the corresponding diagram for magnitude at maximum light. For comparison, Figure 18 shows the

O-C values phased with a 57.4 d period. Prewhitening to remove the 0.01706 c/d frequency again left no clearly significant peaks in the Fourier spectrum. Thus, while we find a Blazhko period of approximately 58.5 d to be present in both the times and brightnesses of maximum light during this interval, we find no evidence for a tertiary period. Any tertiary periodicity present at this time must have had an amplitude less than about a third that of the 58.5 d Blazhko cycle. In contrast, Figure 19 shows the Fourier spectrum for O-C observations obtained between JD 2448570 and JD 2452618. The peaks at frequencies of 0.01736 c/d and 0.02404 c/d indicate the existence of 57.6 d and 41.6 d periods. A peak is also evident at frequency 0.0146 c/d, corresponding to a period of 68.5 d. That, however, is the one year alias of the 57.6 d period.

Figure 20 plots the Blazhko period versus the fundamental mode period for XZ Cyg. Here we have used our results for the length of the Blazhko period and have adopted the results of Baldwin & Samolyk (2003) for the length of the primary period. For the earlier maxima listed by Kerpikova (1958), we have adopted an average primary period of 0.466584 d. Note that, while the Blazhko period clearly is correlated with the fundamental mode period, the exact form of that correlation is not clear. There might be a linear correlation, with $dP_B/dP_0 = -8 \pm 1 \times 10^3$. On the other hand, the Blazhko period might have jumped discretely from a value near 57.4 d when P_0 was near 0.4666 d to a value near 58.5 d when P_0 was smaller than 0.46655 d.

6. Comparison with other RR Lyrae stars having changing Blazhko periods

As noted in §1, changes in the Blazhko period have been reported for three RR Lyrae stars besides XZ Cyg (Jurcsik et al. 2002). In all four reported cases of changing Blazhko periods, the change in the Blazhko period is coincident to changes in the primary pulsation period. However, the ratios of the changes in the Blazhko period to those of the primary period, as well as the sign of that ratio, differ from star to star. In the case of XZ Dra (Jurcsik et al. 2002), the primary period and the Blazhko period change with the same sign. In the other three cases, RV UMa (Kanyo 1976), RW Dra (Frimanyuk 1978), and XZ Cyg, the reported changes of the Blazhko period have a sign opposite that of the changes in the primary period. Of the four stars, XZ Cygni has undergone the largest changes in its primary period. Observed ratios of dP_B/dP_0 are listed in Table 8. For the purposes of this table, we have assumed a linear dependency of the change in the Blazhko period upon the change of the primary (fundamental mode) period. Such a linear dependency is consistent with the observations, but, as we have noted above, other dependencies are also possible. In the case of RW Dra, the changes in period have been estimated from the O-C diagram of Frimanyuk (1978). As is the case for XZ Cyg, very long additional periods have been reported for two of the remaining three stars. Jurcsik et al. (2002) identified a 7200 d tertiary period in XZ Dra, while Kanyo (1976) reported that RV UMa also shows a long term cycle of 2,000 to 3,000 days.

7. Constraints on the nature of the Blazhko Phenomenon

As also noted in §1, there is of yet no completely satisfactory explanation for the Blazhko phenomenon. Proposed explanations can be broadly divided into two groups: (1) magnetic models, in which Blazhko variables have a magnetic field with an axis tilted obliquely with respect to their axis of rotation, and (2) resonance models, in which there is a nonlinear resonance between the dominant radial mode and a nonradial pulsation mode. Oblique magnetic rotator models (Cousens 1983; Shibahashi 2000) generally require that the Blazhko period and the rotation period of the star are equal. Babcock (1958) and Románov et al. (1994) reported the presence of a magnetic field in the photosphere of the brightest Blazhko variable, RR Lyrae itself. However, Preston (1967) and Chadid-Vemin (2003) have not detected any strong magnetic field in RR Lyrae. The recent results by Chadid-Vemin (2003) have not yet been published in full detail, but if the preliminary results are confirmed they would provide perhaps the strongest argument against any oblique magnetic rotator model. Oblique rotator models have also predicted the existence of a quintuplet rather than a triplet structure in frequency (Shibahashi 2000). We do not see such a structure in XZ Cygni, nor has it been identified in large scale surveys of Blazhko variables (Soszynski et al. 2003; Moskalik & Poretti 2003; Alock et al. 2003).

Nowakowski & Dziembowski (2001) and Nowakowski (2002) have modeled the excitation of nonradial pulsation modes in RR Lyrae stars. They suggested that excitation of an $l = 1, m = 1$ pair might result in enough amplitude and phase modulation in the light curve to produce the Blazhko Effect. In their models, rotational splitting of the $m = 1$ modes produces the sidelobes of frequency triplets in the Fourier spectra of photometric observations. The Blazhko period in this model is fixed by the rotation rate of the star, weighted with the Bunt-Vaisala frequency (Hansen & Kawaler 1994) in the deepest part of the radiative envelope. Thus, there would still exist in this model a dependency of the Blazhko period upon the rotation period of the star.

It is difficult to test models of nonradial mode resonance on the basis of photometric data alone, although Kolenberg (2002) and Kolenberg et al. (2003) have shown that a combination of photometry and high resolution spectroscopic data can constrain possible nonradial modes. However, the observed changes in the Blazhko period of XZ Cyg and other RR Lyrae variables allow additional constraints to be imposed upon theoretical explanations for the Blazhko phenomenon.

Changes in the Blazhko period have been observed for at least four RR Lyrae variables, as noted above. In the case of XZ Cyg, the length of the Blazhko period increased by about 2% before returning to something close to its original value. An increase and later decrease in the rotation period of XZ Cyg by as much as 2% is physically implausible. Moreover, while a large increase in the radius of XZ Cyg around 1965 might produce a longer rotation period, the pulsation equation, $P^3 - Q$, would then indicate that the primary period should have increased, not decreased, at that time. We would therefore argue that the Blazhko period of XZ Cyg is unlikely to be equal to or directly proportional with its period of rotation. That is another argument against simple oblique magnetic rotator models. It may also be an argument against the nonradial excitation models of

Nowakowski & Dziembowski (2001) and Nowakowski (2002), although there the argument is not so clear. If the rotationally split $m = 1$ modes could manage to maintain a relatively constant frequency at the time that the frequency of the fundamental radial mode changed, then it is possible for the beat period of the radial and nonradial modes to change so as to produce the observed changes in the Blazhko period.

In the case of XZ Cyg, there are additional observations that any complete theory must explain. First is the existence of a 41.6 d tertiary period. This period exists at the same time as the main 57.5 d Blazhko period. It might be explained through the excitation of an additional nonradial mode. That mode may not have been excited during the interval when the Blazhko period of XZ Cyg was near 58.5 d. Second, we have the coincidence in the changes of the Blazhko period and of the period of the fundamental radial mode. Third, the Blazhko Effect in XZ Cyg continued strongly after the decline in the fundamental mode period of the star, but seems to have diminished when the fundamental period increased again. One might imagine that the Blazhko Effect was somehow turned off when the primary period increased, taking some years to become re-established. The possibility that this simultaneous change in the Blazhko amplitude and the primary period was coincidental seems unlikely, but cannot be entirely excluded. The Blazhko Effect in XZ Cyg and other RR Lyrae stars has undergone changes in amplitude even when the primary period of the star has been relatively stable. How the multiyear periods seen in XZ Cyg and other RR Lyrae stars are related to the Blazhko phenomenon also remains unclear.

It is interesting that XZ Cyg seems to have returned to something close to the state it had during the first half of the twentieth century following several decades of large period changes. It has long been known that evolution cannot account for all of the observed changes in the primary periods of RR Lyrae variable stars (see the review in Smith (1995)). Some sort of period change noise appears to overlie any evolutionary period changes in these stars. It has been suggested that this noise might be related to discrete mixing events associated with the semiconvective zone of the stellar core (Sweigart & Renzini 1979). Whatever is responsible for the period change noise, in the case of XZ Cyg that mechanism was capable of reversing its behavior in a way that seems to have returned the structure of the star to something close to the state it had half a century before.

8. Conclusions

We conclude that the Blazhko period of XZ Cyg increased sharply from about 57.4 d to 58.5 d at the same time that its primary pulsation period underwent a sharp decline. Subsequently, when the primary pulsation period increased once more, the Blazhko period decreased. During the intervals when XZ Cyg has had a Blazhko period near 57.4 d, it has also shown a tertiary period with a length of 41.6 d. When the Blazhko period was near 58.5 d, the 41.6 d tertiary period either was not present or had an amplitude much smaller than that of the 58.5 d periodicity. The amplitude as well as the period of the Blazhko Effect in XZ Cyg has changed over time. We particularly note the disappearance or diminution of the Blazhko Effect around JD 2444000, at about the same time

that the primary period jumped from 0.4664464 d to 0.4666938 d. The Blazhko Effect is evident again after about JD 2448570, at which time the primary period had decreased to 0.466599 d. During the first half of the twentieth century, photometry of XZ Cyg also showed evidence for a fourth period, in this case almost 10 years in length. The observed changes in the Blazhko period of XZ Cyg and a few other Blazhko stars argue that the Blazhko period is not exactly equal to or directly proportional to the rotation period of the star, as required by some theoretical models.

This work has been supported in part by the National Science Foundation under grants AST-9986943 and AST-0205813. We thank the American Association of Variable Star Observers for providing a downloadable version of the CLEANest program on their web site. HAS thanks the Osservatorio Astronomico di Roma and Giuseppe Bono for hospitality during a sabbatical leave. E.M. Gill and A.H. Edlen were supported by the National Science Foundation Research Experience for Undergraduates program, under grant PHY-9912212. We thank Katrien Kolenberg and Johanna Jurcsik for helpful comments and suggestions.

REFERENCES

- Alcock, C .et al, 2003, preprint, astro-ph/030819v1
- Babcock, H W .1958, ApJS, 3, 141
- Baldwin, M .E ., 1973, Journal of the AAVSO , 2, 14
- Baldwin, M .E & Samolyk, G .2002 (unpublished data in the AAVSO archives), American Association of Variable Star Observers
- Baldwin, M .E & Samolyk, G .2003, Observed Maxima Timings of RR Lyrae Stars, AAVSO RR Lyrae Monograph, Number 1, 1.
- Bessell, M .S.2000, PASP , 112, 961
- Blazhko, S.1907, Astron.Nachr. 175, 325
- Blazhko, S.1922, Astron.Nachr. 216, 103
- Bezdeneshny, V P .1988, Information Bulletin on Variable Stars, 3141, 1
- Chadid-Vernin, M .2003, in Semaine de l'Astrophysique Francaise, ed.F .Combes, D .Barret, & T .Contini, (EDP-Sciences), 239
- Cousens, A .1983, MNRAS, 203, 1171
- Detre, L .1956, Vistas in Astronomy, 2, 1156
- Detre, L . & Szeidl, B .1973, in IAU Coll. 21, Variable Stars in Globular Clusters and Related Systems, ed.JD .Femie, (Dordrecht: Reidel), 31
- Frimanyuk, B .N .1978, Astron.Circ.No. 1019
- Foster, Grant, 1995, AJ, 109, 1889
- Hansen, C J. & Kawaler, S D .1994, Stellar Interiors: Physical Principles, Structure, and Evolution, (New York:Springer-Verlag), p. 389
- Jurcsik, J., Benko, JM ., & Szeidl, B .2002, A & A , 396, 539
- Kanishcheva, R . & Sakharov, B .1965, Perem eniye Zvezdy, 15, 430
- Kanyo, S.1976, Comm .Konkoly Obs.Budapest, 7, No. 69, 1
- Klepikova, L ., 1958, Perem eniye Zvezdy,12, 175
- Kolenberg, K .2002, A Spectroscopic Study of the Blazhko Effect in RR Lyrae, doctoral dissertation, Katholieke Universiteit Leuven

- Kolenberg, K., Aerts, C., Fokin, A., Chadid, M. and Gillet, D., 2003, in preparation
- Kovacs, G. 2001, in *Stellar pulsation – nonlinear studies*, ed. Mine Takeuti and Dimitar D. Sasselov, (Dordrecht: Kluwer), 61
- Kunchev, P. 1975, *Information Bulletin on Variable Stars*, 1001, 1
- Moskalik, P. & Poretti, E., 2003, *A & A*, 398, 213
- Muller, A.B. 1953, *Bull. Astron. Inst. Netherlands*, 12, 11
- Nowakowski, R. 2002, in *Radial and Nonradial Pulsations as Probes of Stellar Physics*, ed. C. Aerts, T.R. Bedding, & J. Christensen-Dalsgaard, (San Francisco: Astronomical Society of the Pacific), 408
- Nowakowski, R.M. & Dziembowski, W.A. 2001, *Acta Astron.* 51, 5
- Pop, V. 1975, *Information Bulletin on Variable Stars*, 990, 1
- Preston, G.W. 1967, in *The Magnetic and Related Stars*, ed. R.C. Cameron, (Baltimore: Mono Book Corp.), p. 3
- Romanov, Y.S., Udovichenko, S.N., & Frolov, M.S. 1994, *Bull. Special Astrophys. Obs.* 38, 169
- Shapley, H. 1916, *ApJ*, 43, 217
- Shibahashi, H. 2000, in *IAU Coll. 176, The Impact of Large-Scale Surveys on Pulsating Star Research*, ed. L. Szabados & W. Kurtz, (San Francisco: Astronomical Society of the Pacific), 299
- Smith, H.A. 1975, *PASP*, 87, 465
- Smith, H.A., 1995, *RR Lyrae Stars* (Cambridge: Cambridge University Press)
- Soszynski, I., Udalski, A., Szymanski, M., Kubiak, M., Pietrzynski, G., Wozniak, P., Zebrun, K., Szewczyk, O., & Wyrzykowski, L. 2003, *Acta Astr.*, 53, 93
- Sperl, M. 1998, <http://www.astro.univie.ac.at/dsn/>
- Stellingwerf, R.F. 1978, *ApJ*, 224, 953
- Sturch, C. 1966, *ApJ*, 143, 774
- Sweigart, A.V. & Renzini, A. 1979, *A & A*, 71, 66
- Szeidl, B. 1976, in *IAU Coll. 29, Multiple Periodic Variable Stars*, ed. W.S. Fitch (Budapest: Akademia), vol. 1, 133

Szeidl, B. 1988, in *Multimode Stellar Pulsations*, ed. G. Kovacs, L. Szabados, & B. Szeidl (Budapest: Konkoly Observatory), p. 45

Szeidl, B. & Kollath, Z. 2000, in *IAU Coll. 176, The Impact of Large-Scale Surveys on Pulsating Star Research*, ed. L. Szabados and D. W. Kurtz, (San Francisco: Astronomical Society of the Pacific), 281

Taylor, M. 1975, *Journal of the AAVSO*, 4, 25

Taylor, P. O., 1980, *Journal of the AAVSO*, 9, 57

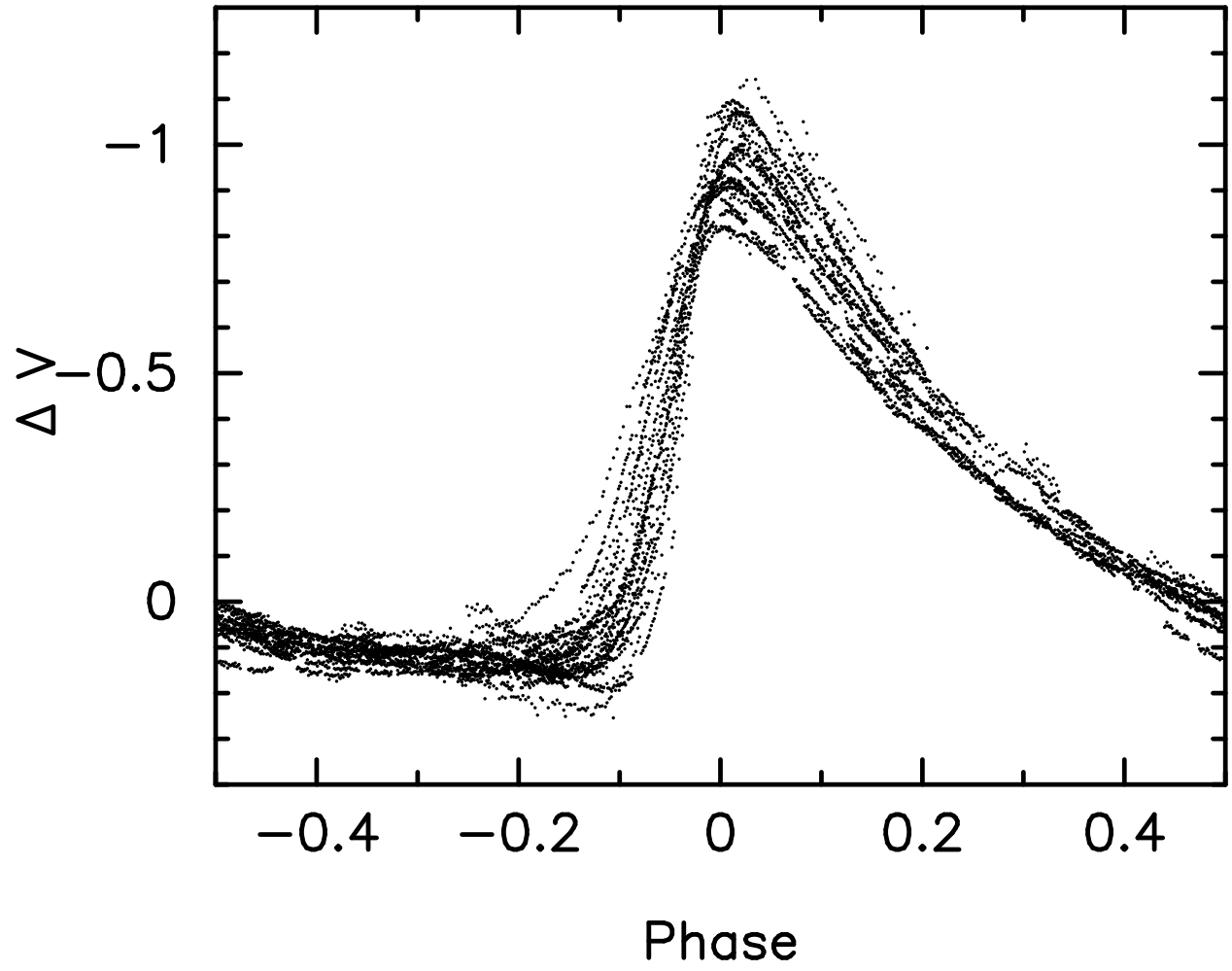


Fig. 1. | V light curve of XZ Cygni based upon observations obtained at Michigan State University.

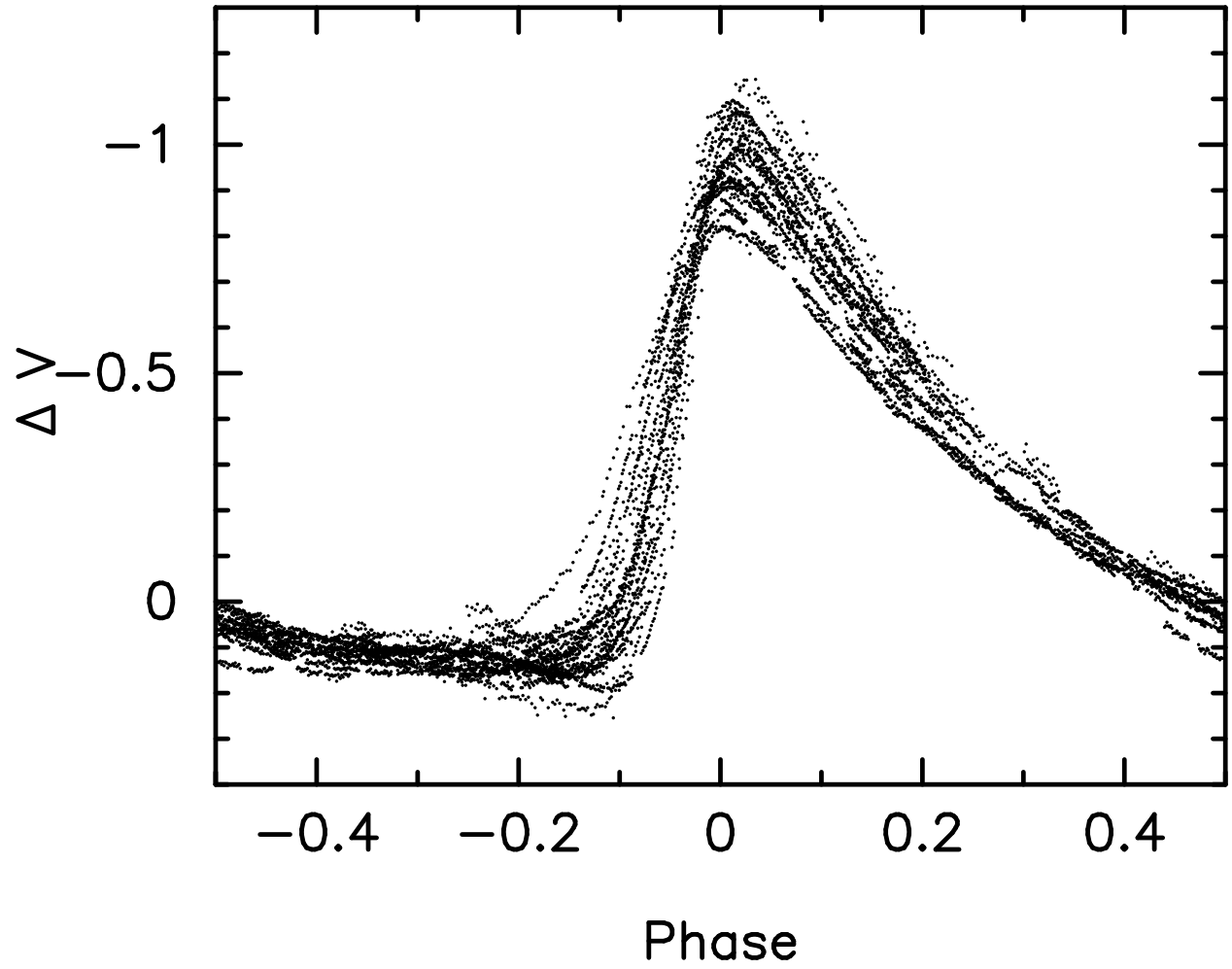


Fig. 2. V light curve of XZ Cygni based upon all CCD observations.

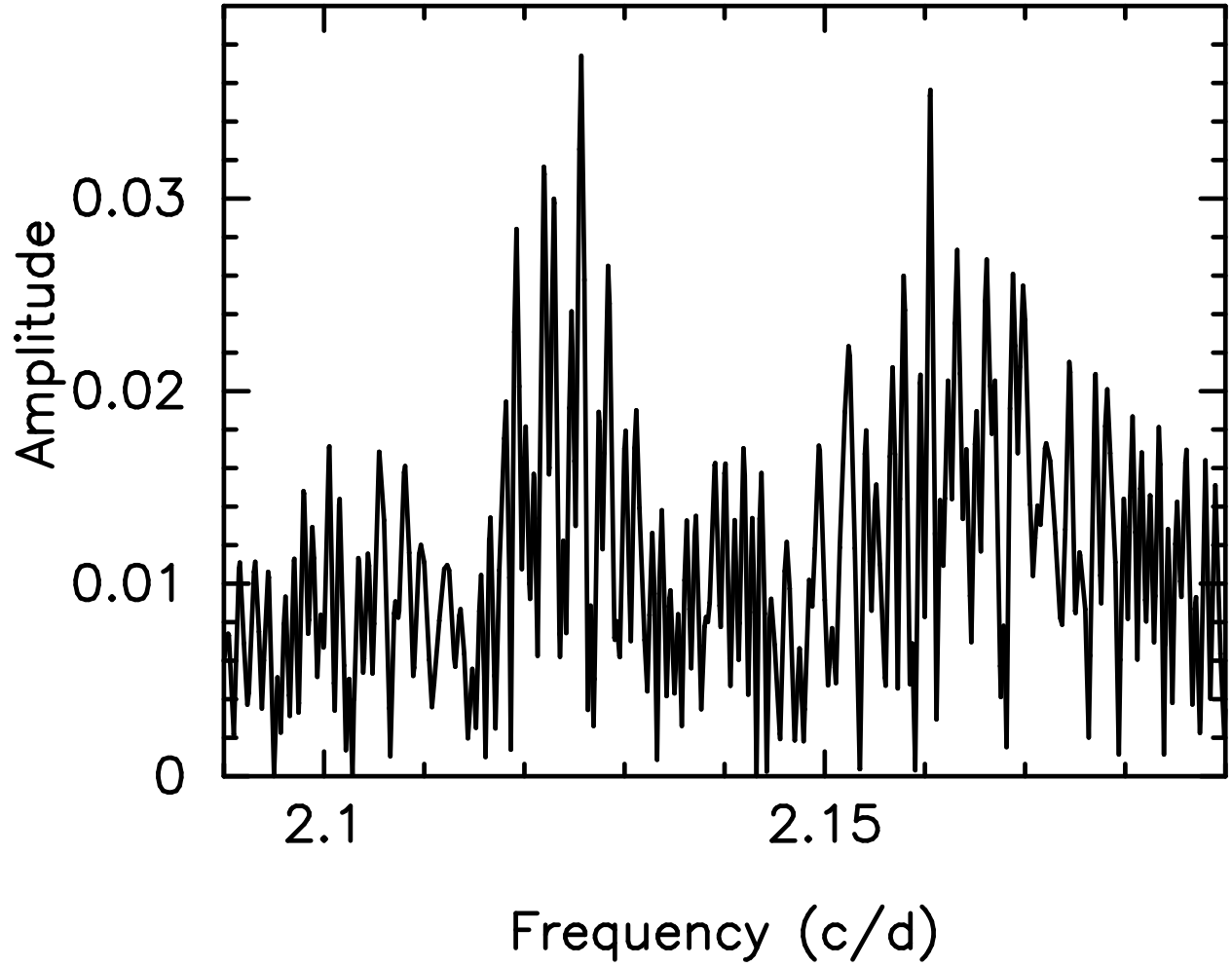


Fig. 3. | Fourier spectrum of CCD observations of XZ Cygni, after subtraction of the main frequency and its harmonics. Peaks are evident at frequencies of 2.12577 c/d and 2.16054 c/d.

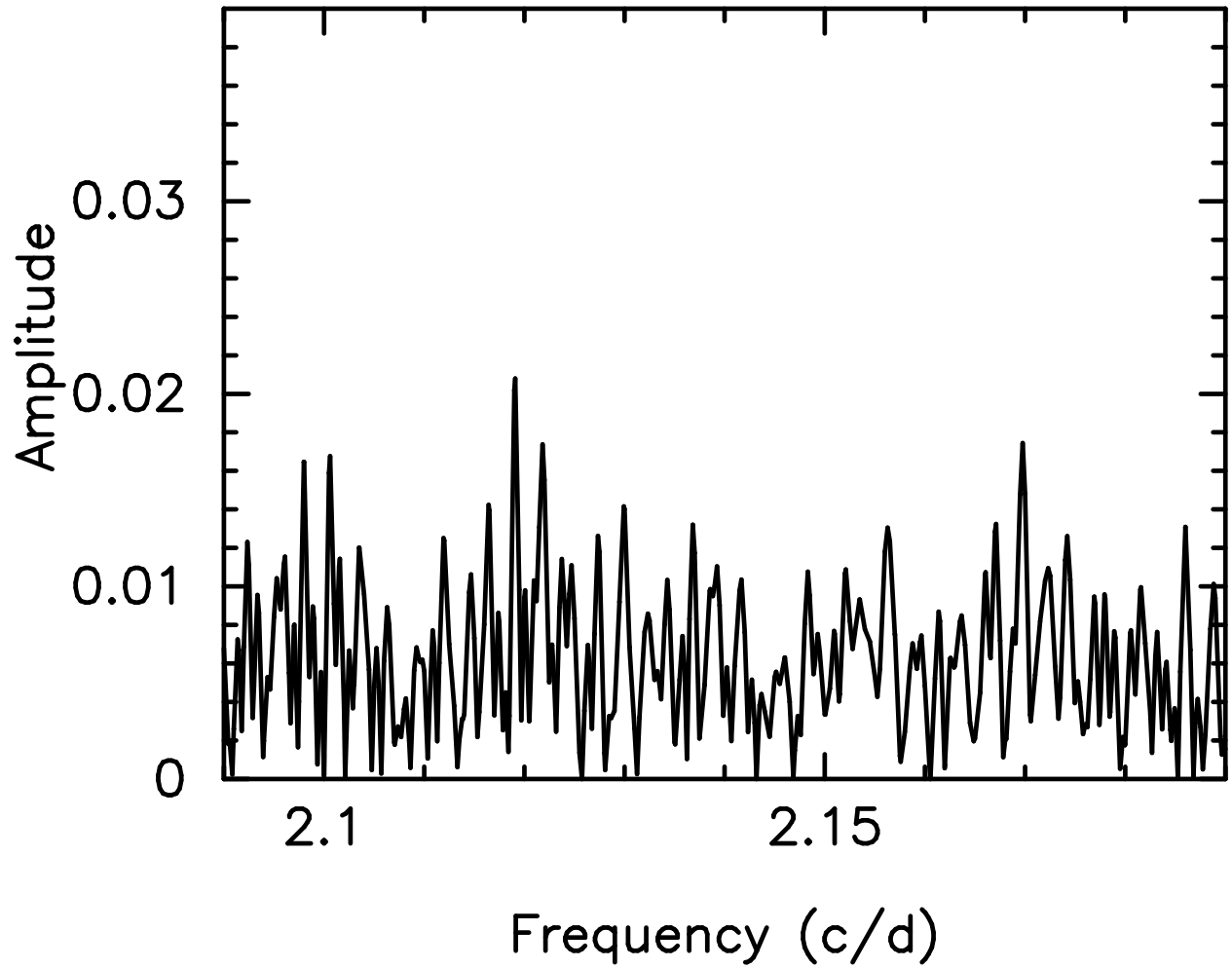


Fig. 4. | Fourier spectrum of the CCD observations, after subtraction of the frequency components of the primary period and the 57.5 d Blazhko period. Peaks at 2.1191 c/d and 2.1671 c/d would beat with the primary period at intervals of 41.6 and 41.8 days.

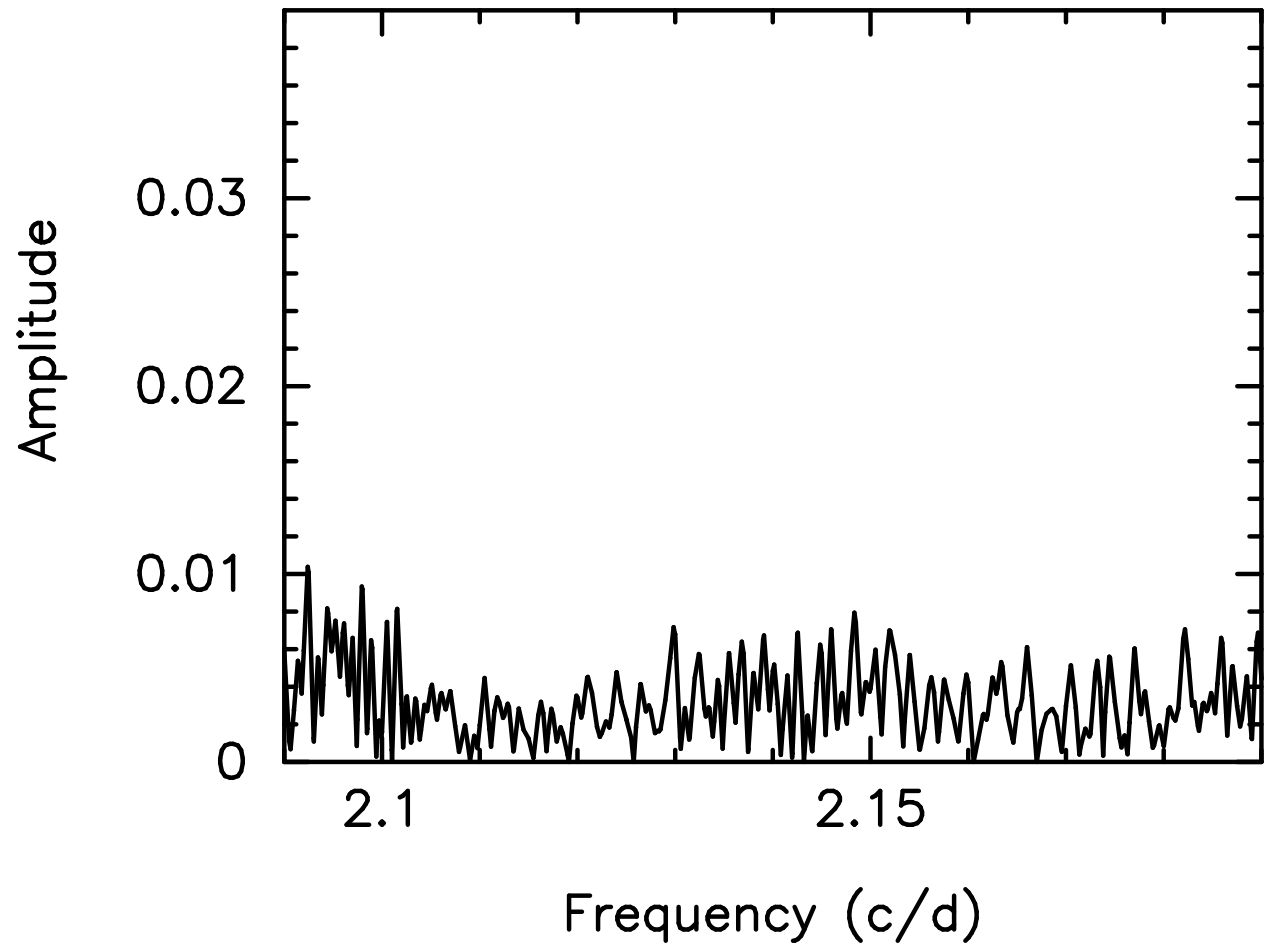


Fig. 5. | Fourier spectrum of the CCD observations, after subtraction of the frequency components of the primary period, a 57.5 d period, and a 41.6 d period.

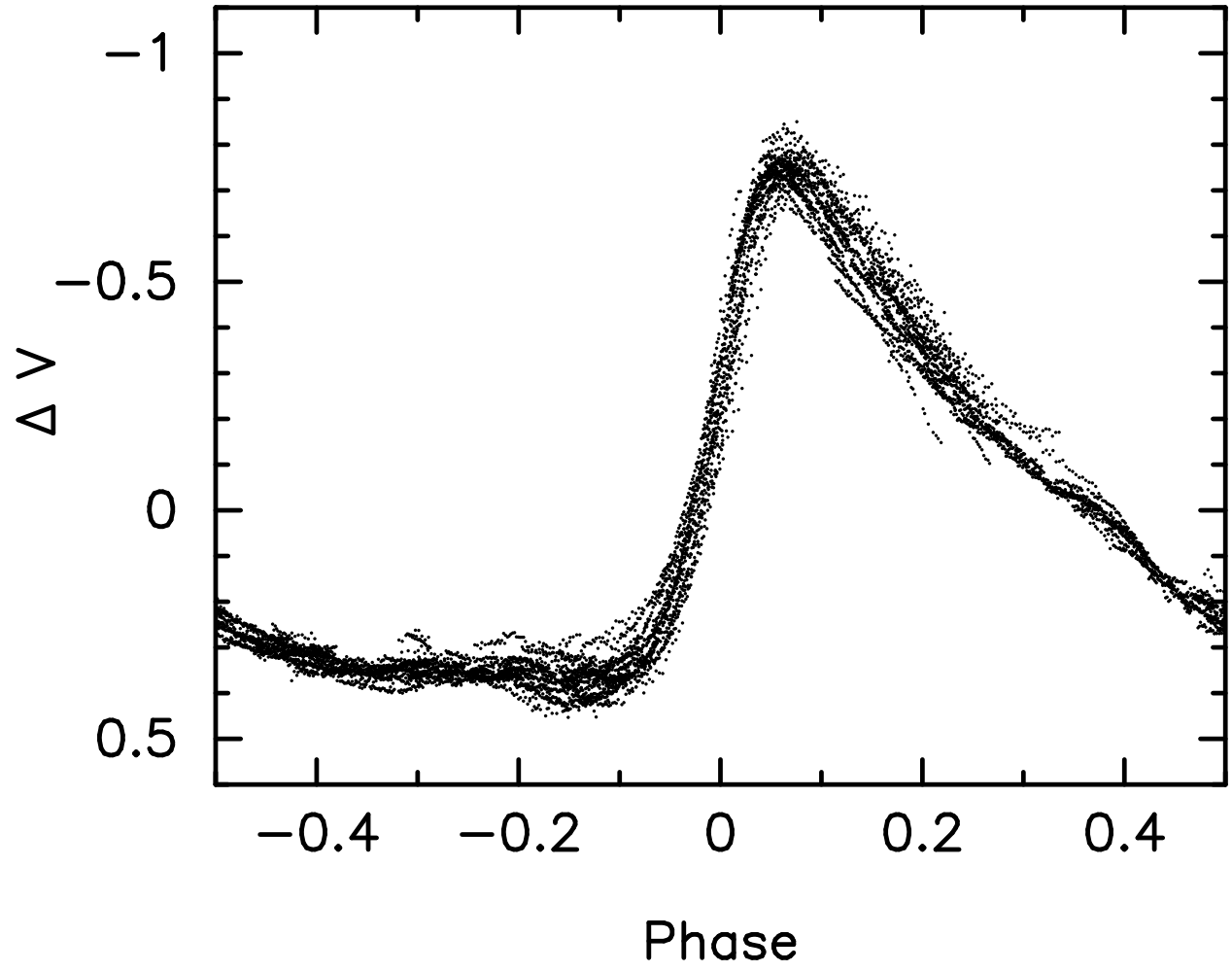


Fig. 6. | V light curve of all CCD observations, with the sidelobes of the frequency triplets removed.

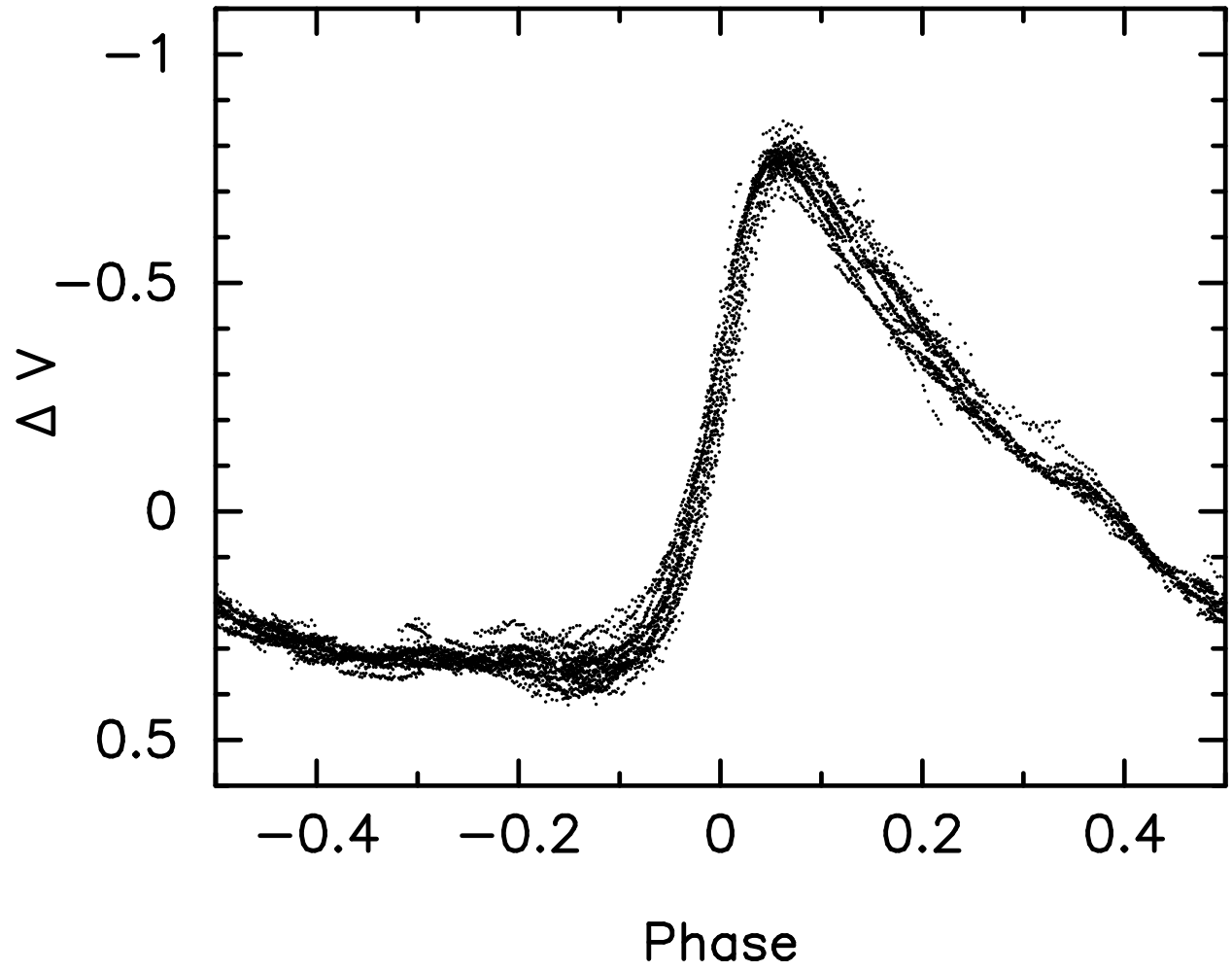


Fig. 7. ΔV light curve of Michigan State University CCD observations, with the sidelobes of the frequency triplets removed.

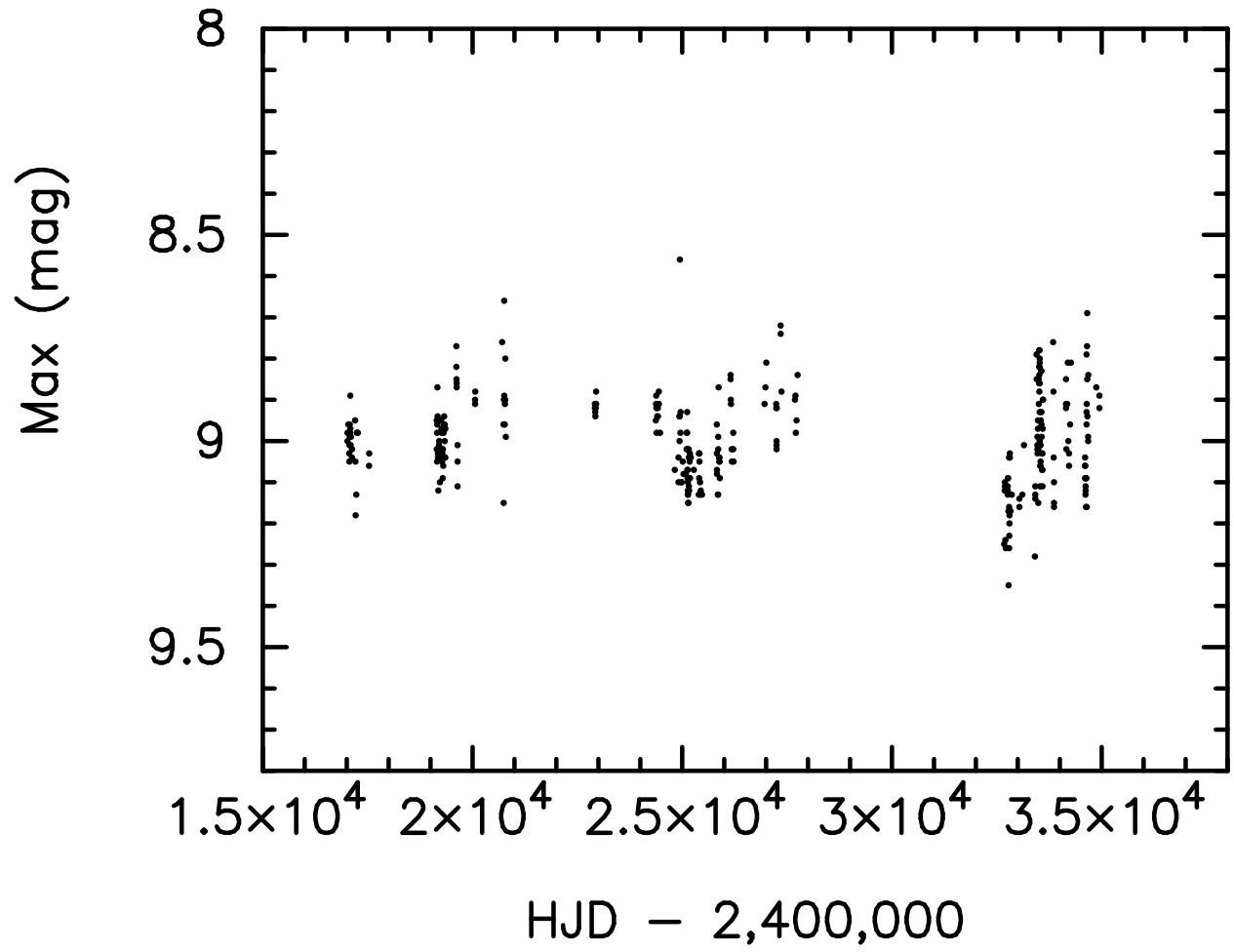


Fig. 8. The magnitude of XZ Cyg at maximum light versus Julian Date for maxima listed by Karpikova (1958).

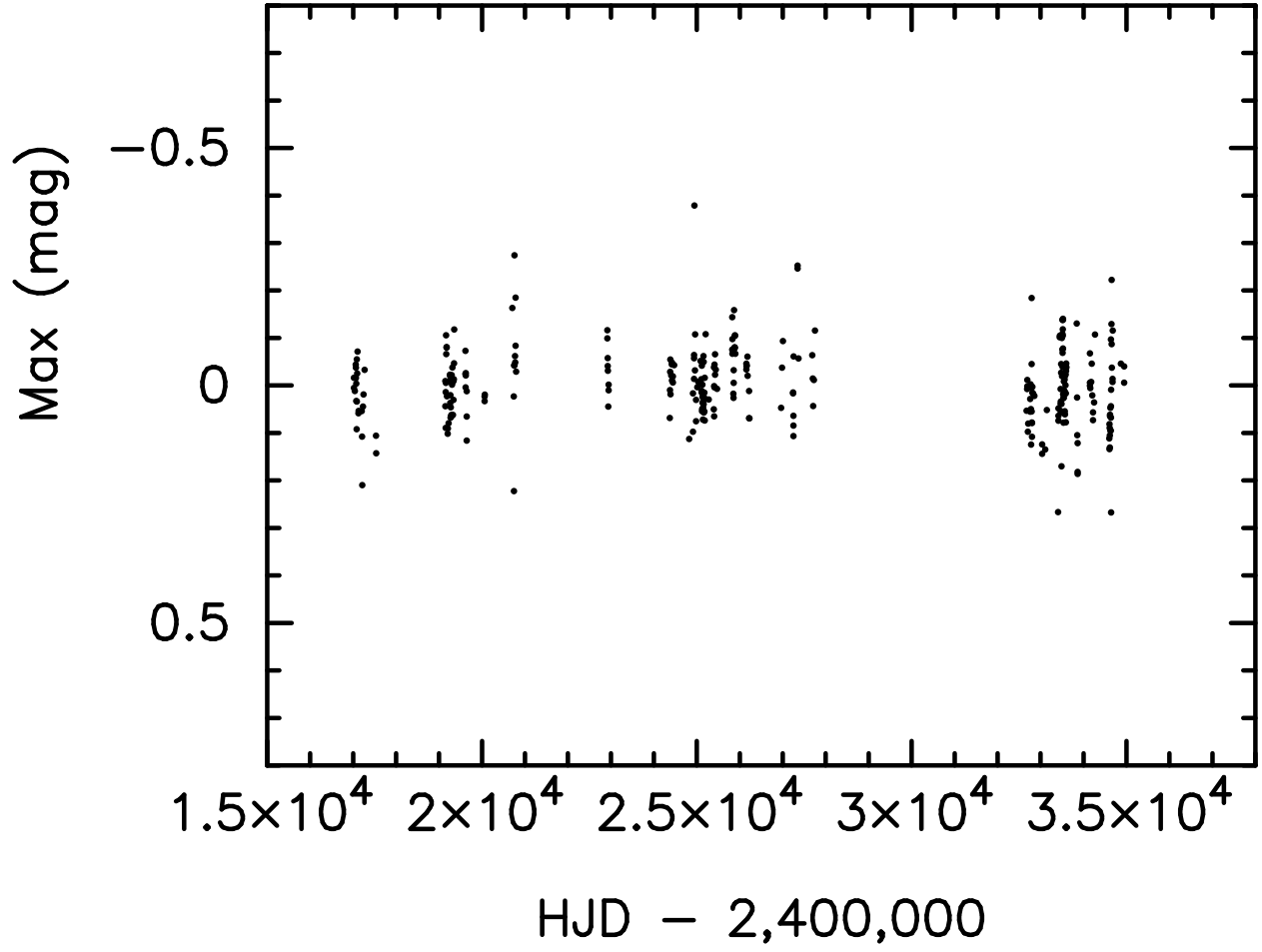


Fig. 9. Residuals of the magnitudes of XZ Cyg at maximum light listed by Klepikova (1958) after removal of the 57.4 d, 41.6 d, and 3540 d periodicities.

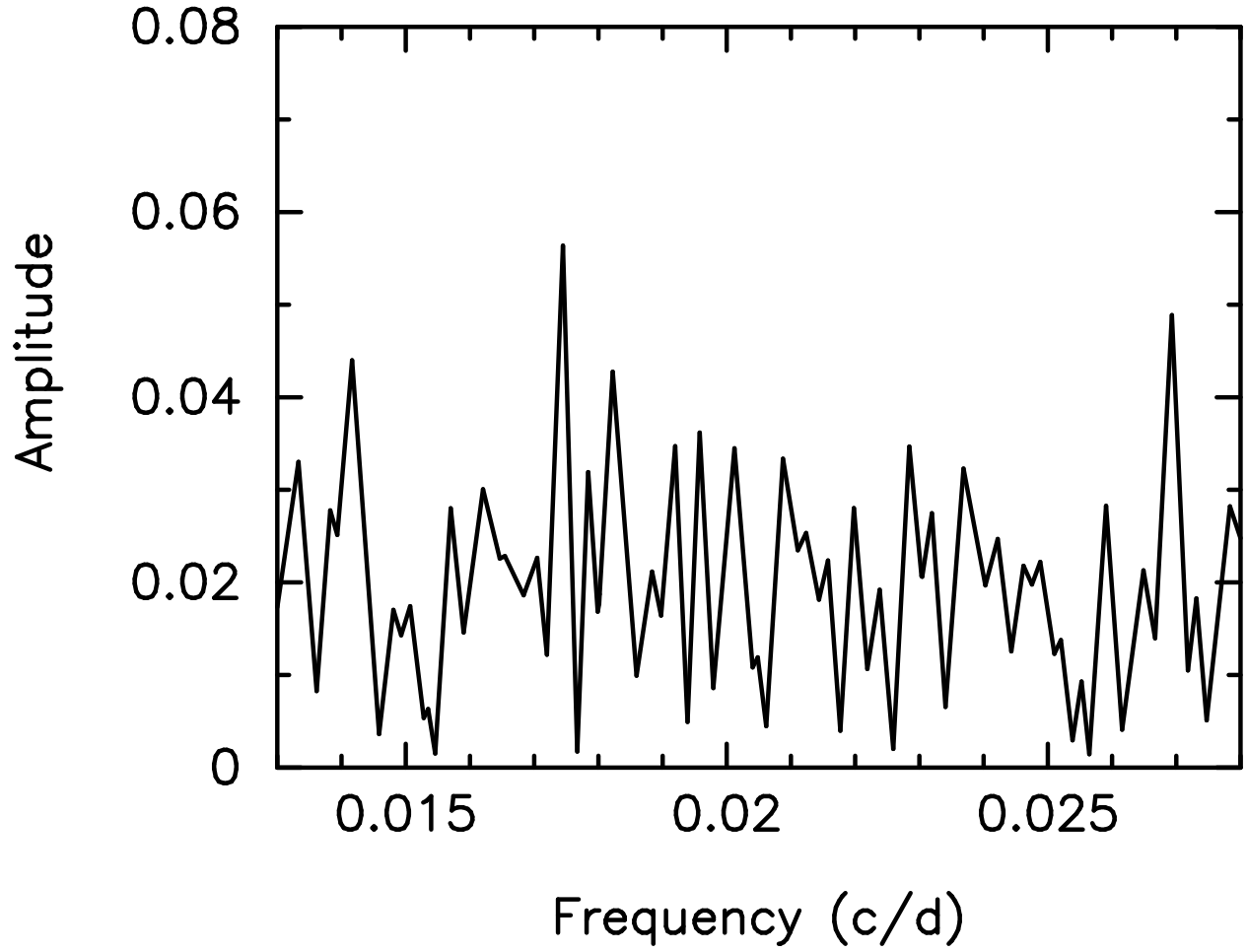


Fig. 10. | Fourier spectrum for magnitudes at maximum for the interval JD 2424370 to 2427750. The peak at a frequency of 0.01744 c/d corresponds to a Blazhko period of 57.34 d.

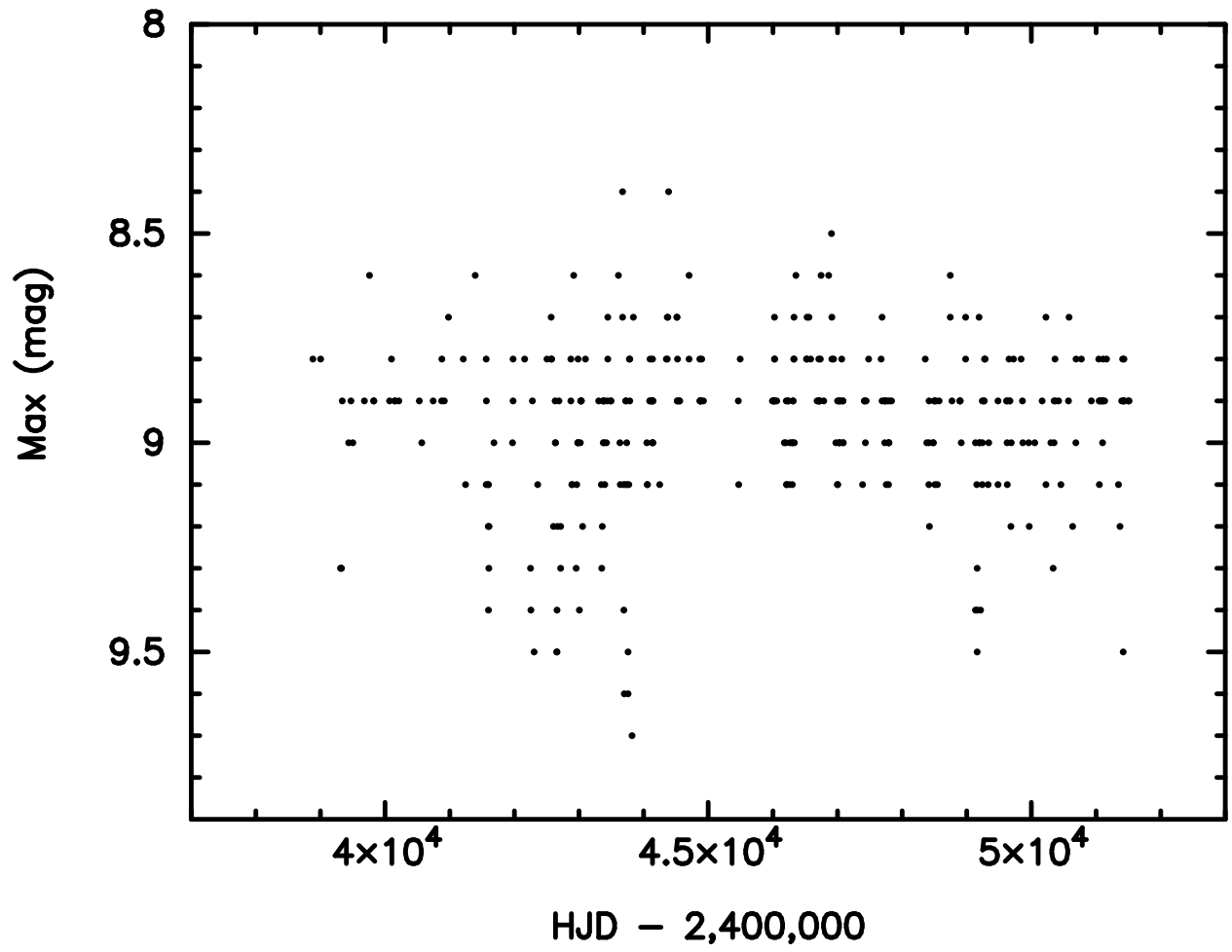


Fig. 11. | M agnitude at m axim um light versus Julian Date for m axim a observed by M . Baldwin .

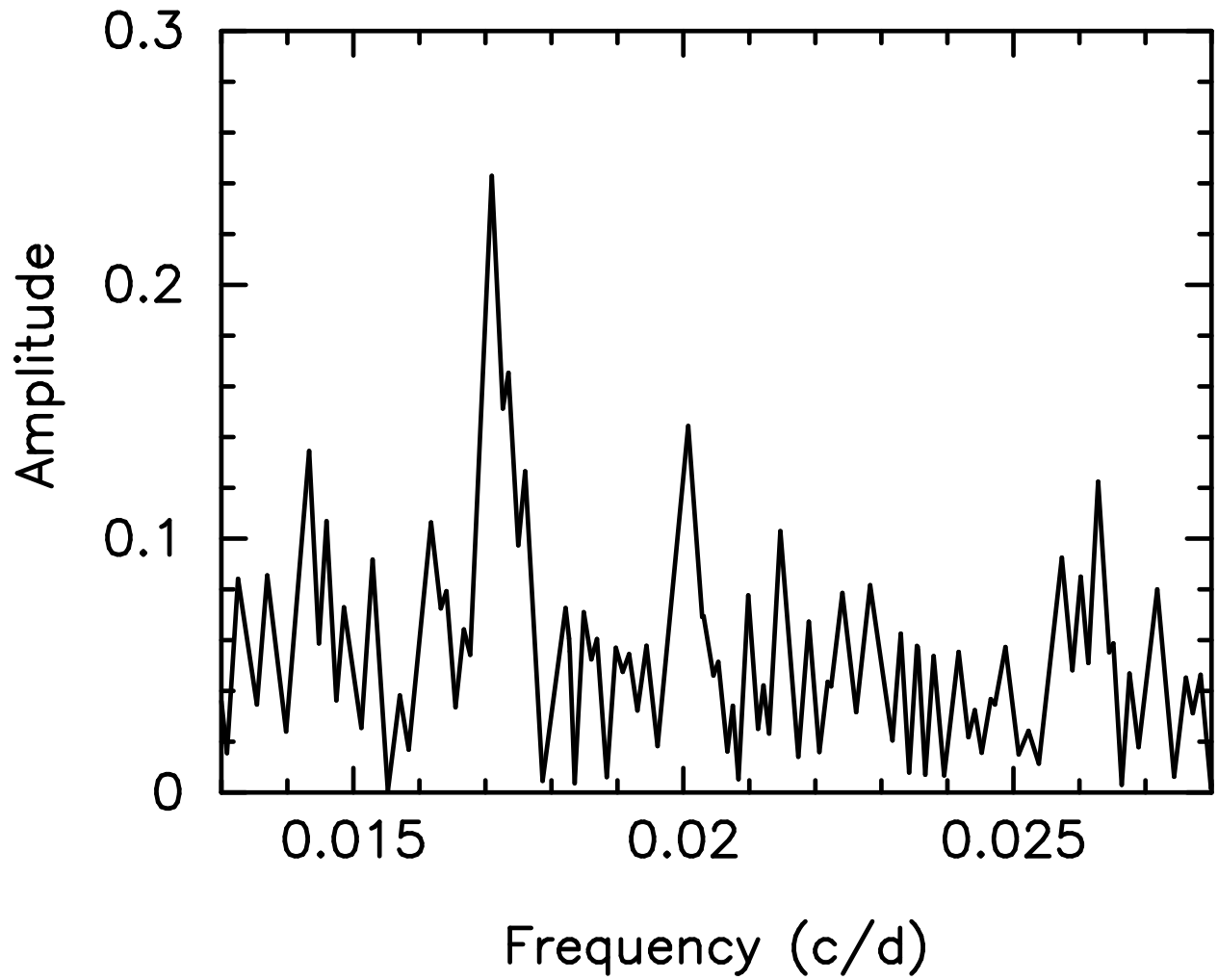


Fig. 12. | Fourier spectrum from maximum magnitudes observed by M. Baldwin between JD 243882 and JD 2443800.

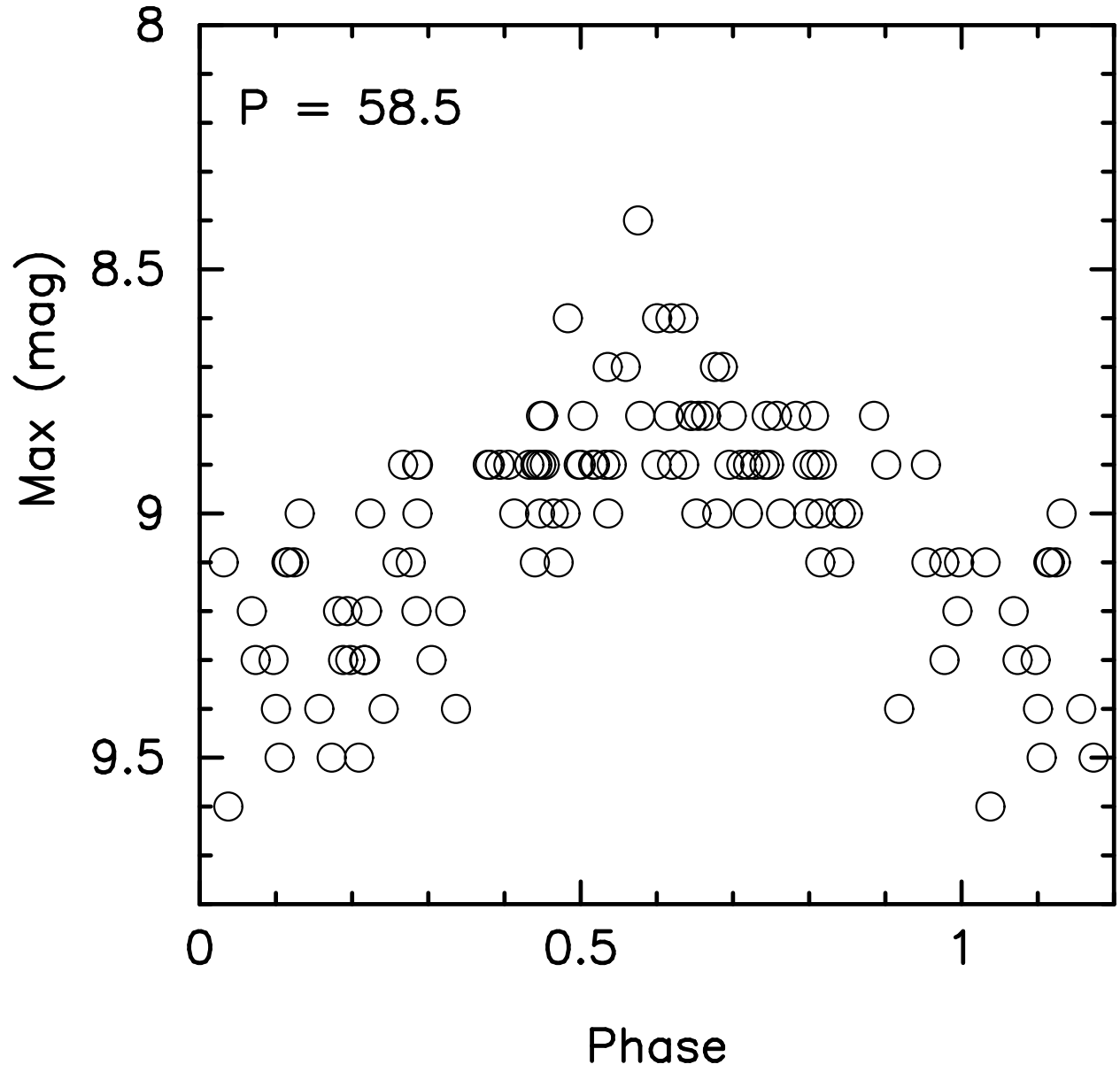


Fig. 13. | M agnitudes of X Z Cyg at m axim um light observed by M . Baldwin between JD 2438882 and JD 2443800, folded with a 58.5 d period.

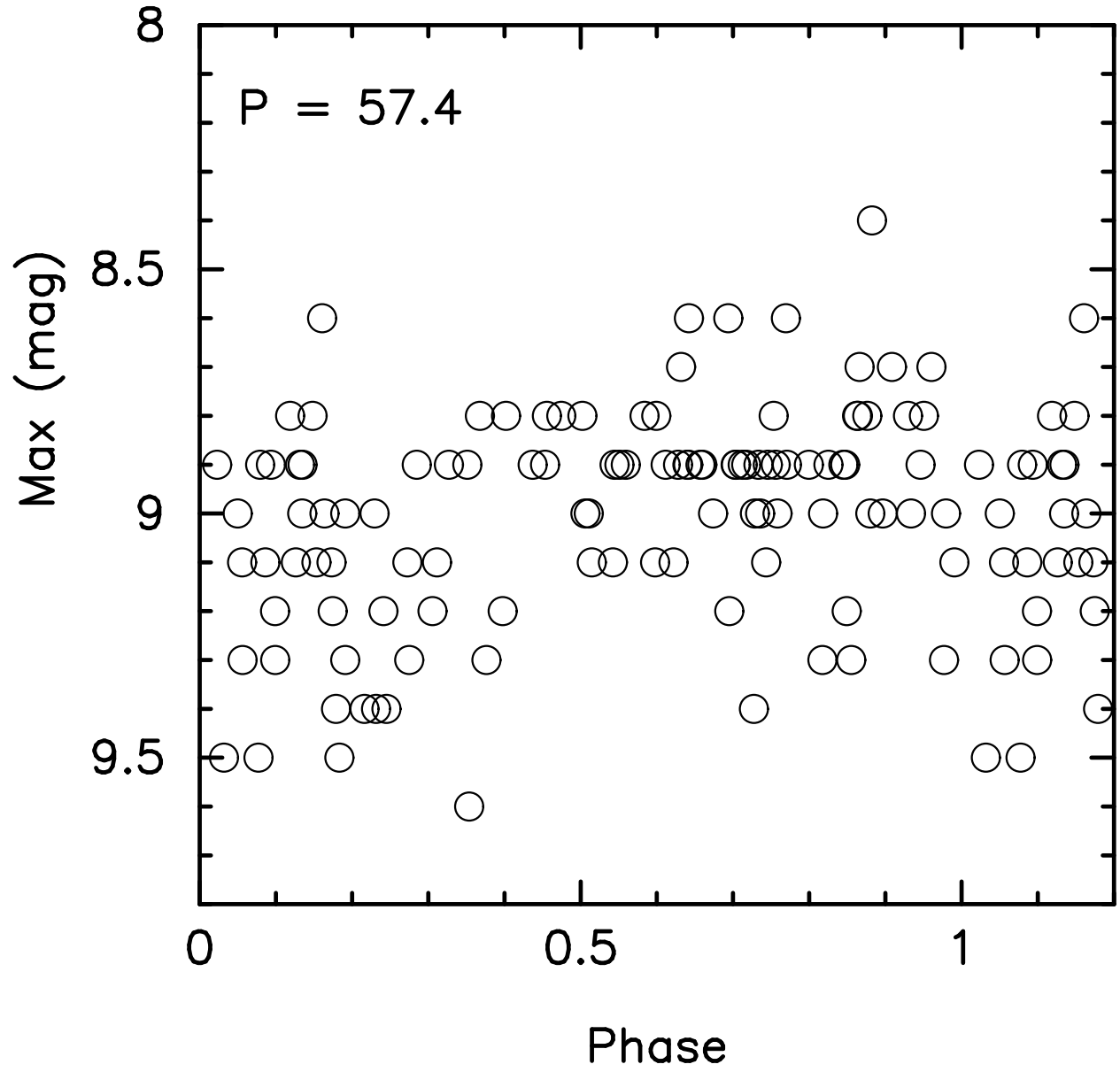


Fig. 14. | M agnitudes of X Z Cyg at m axim um light observed by M .B aldwin between JD 2438882 and JD 2443800, folded with a 57.4 d period. M ore scatter exists than in F igure 13.

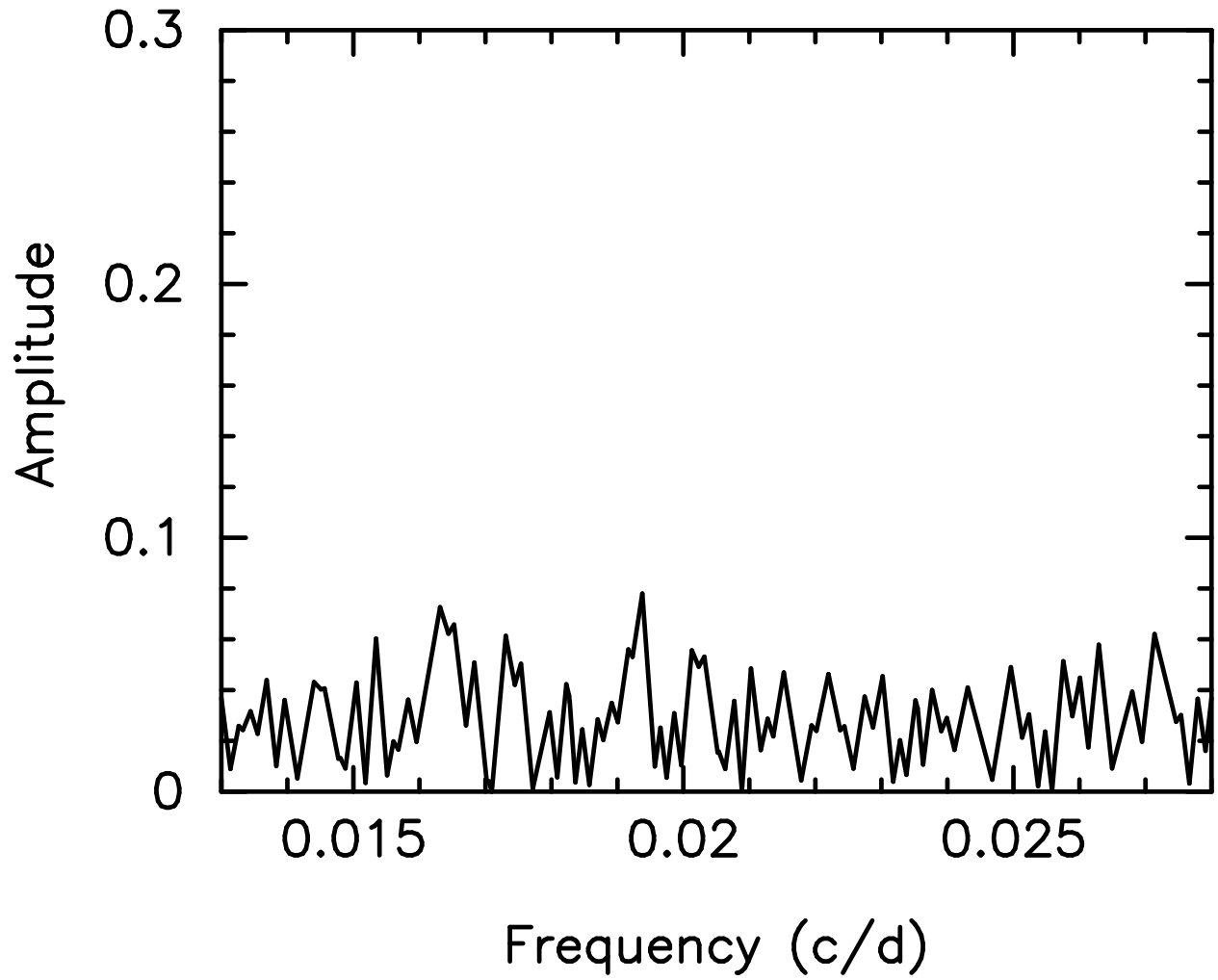


Fig. 15. | Fourier spectrum from maximum magnitudes observed by M. Baldwin in between JD 2438882 and JD 2443800. The observations have been prewhitened to remove the 58.5 d periodicity.

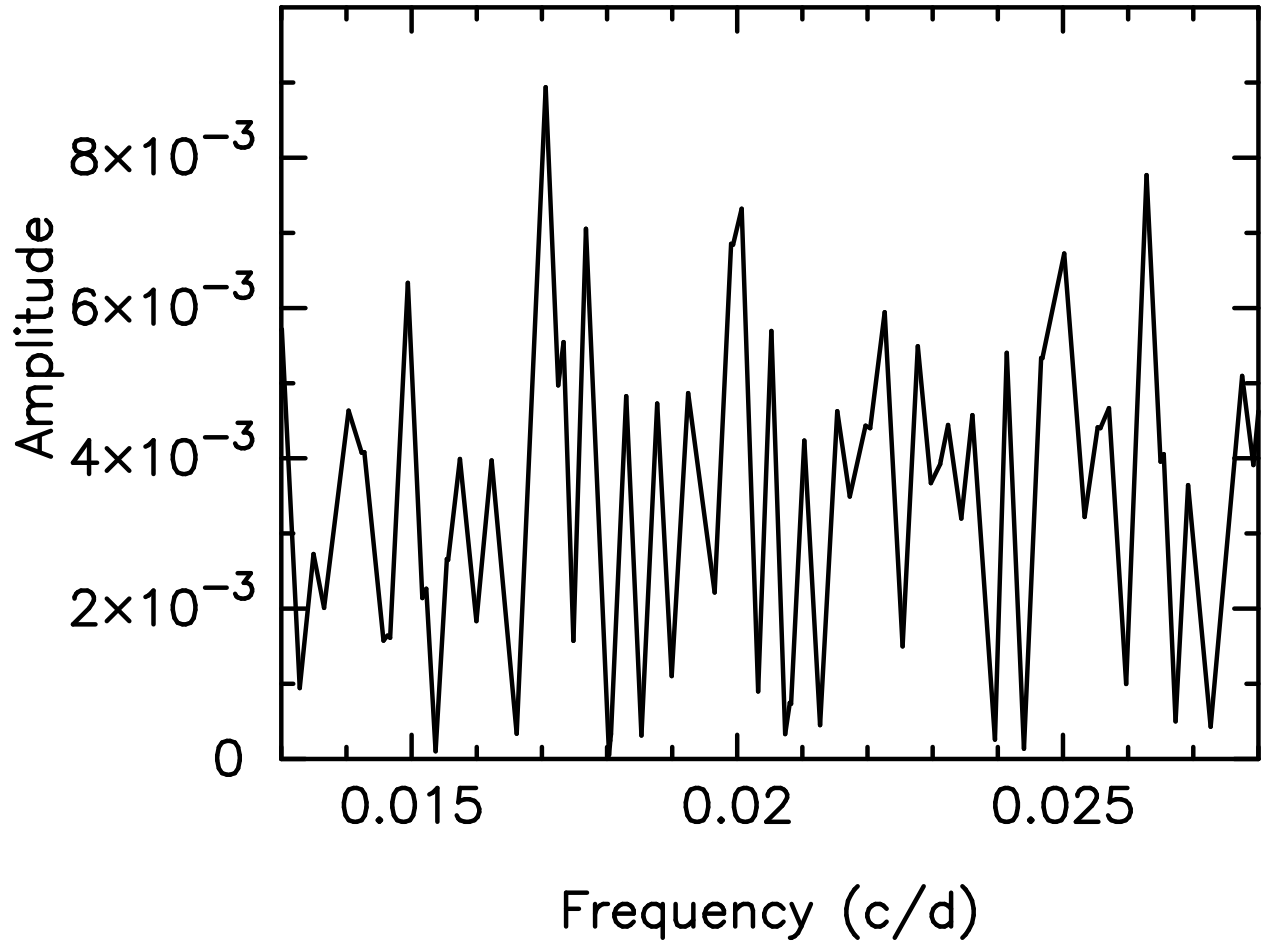


Fig. 16. Fourier spectrum of O-C values for the time of maximum light, from observations obtained between JD 2438882 and JD 2443800. The peak at 0.01706 c/d corresponds to a period of 58.6 d.

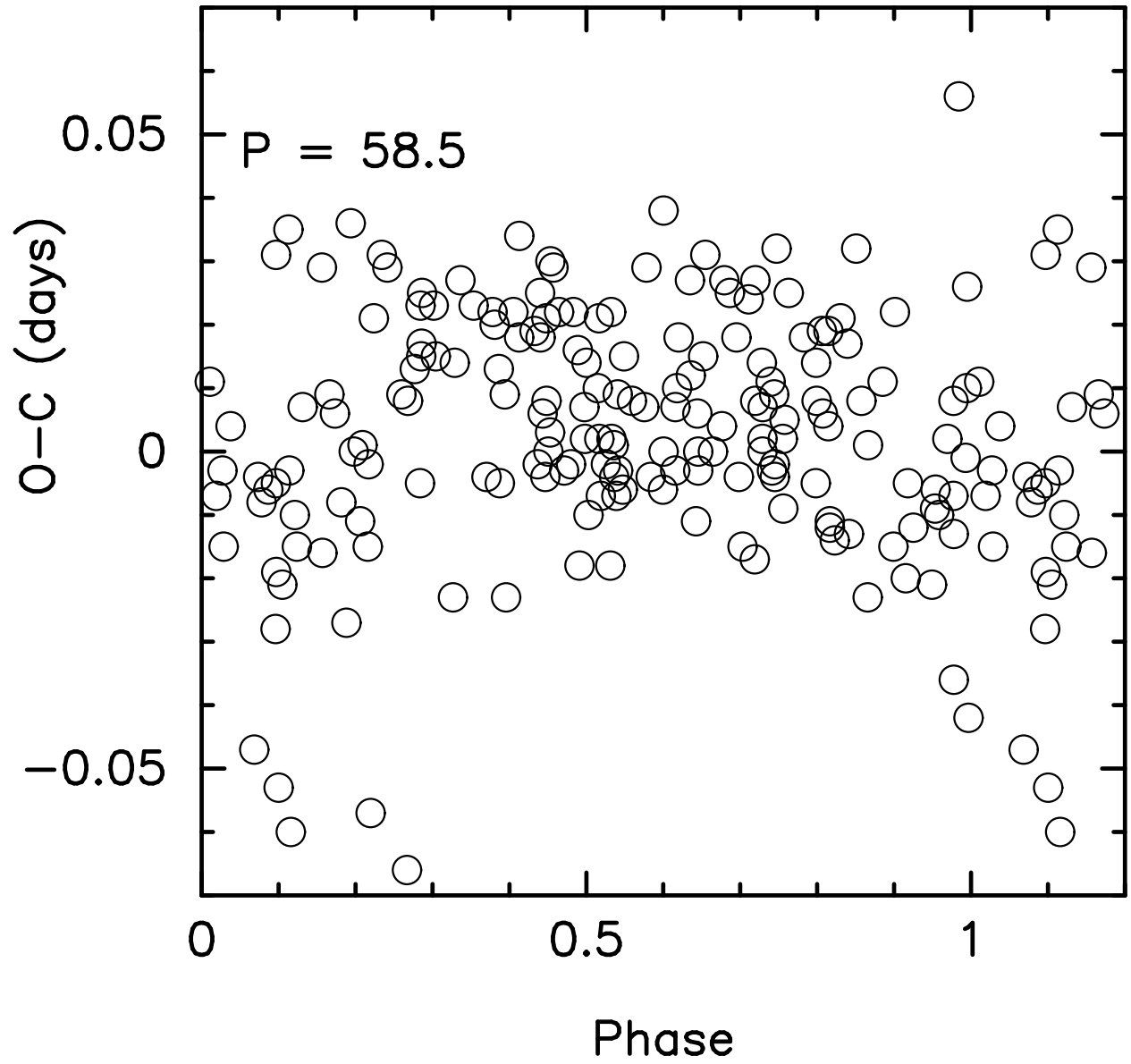


Fig. 17. | O-C values obtained from observations made between JD 2438882 and JD 2443800 have been folded with a period of 58.5 d.

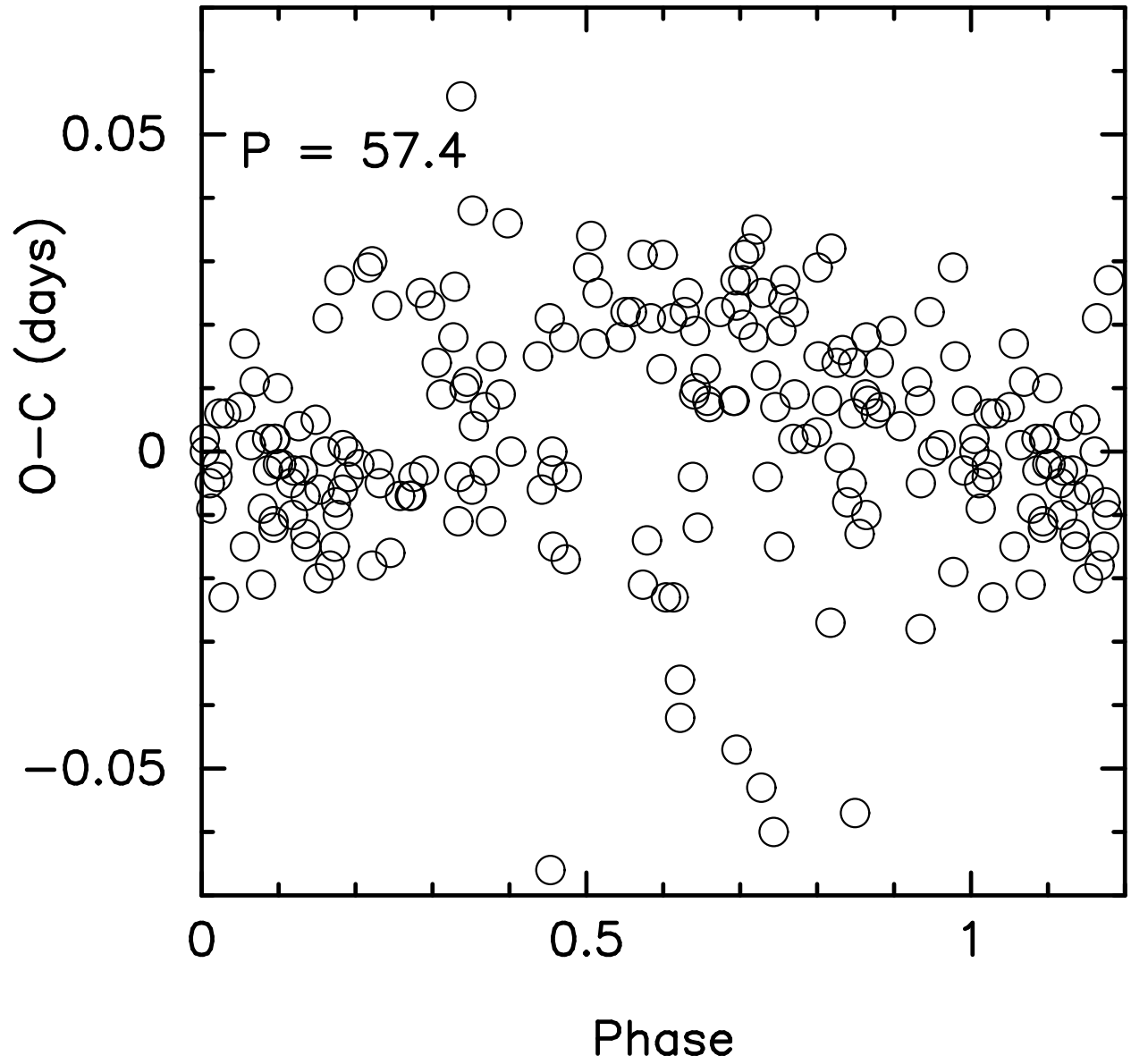


Fig. 18. | O-C values obtained from observations made between JD 2438882 and JD 2443800 have been folded with a period of 57.4 d.

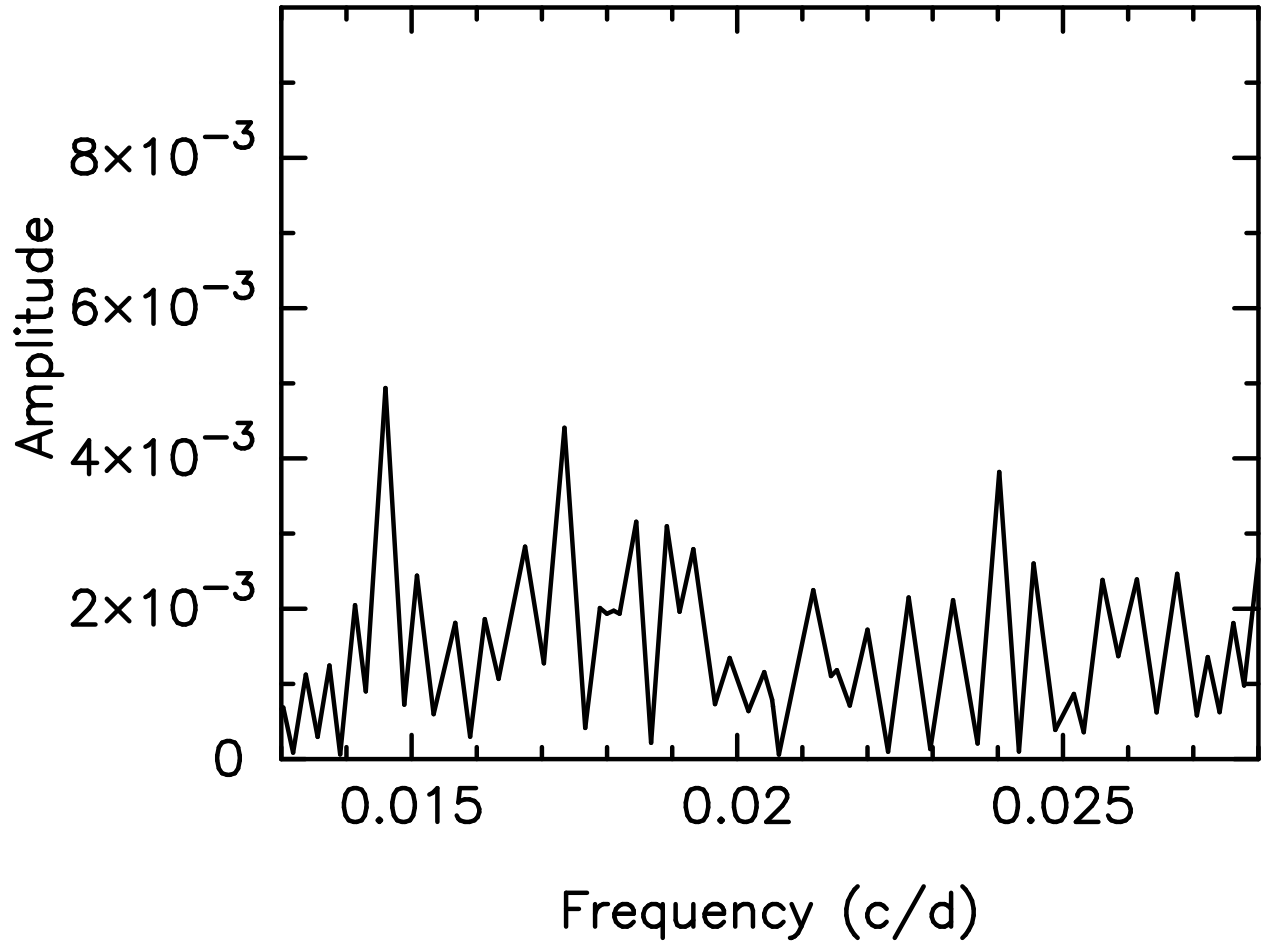


Fig. 19. Fourier spectrum of O-C values for the time of maximum light, from observations obtained between JD 2448570 and 2452618. Peaks at frequencies 0.01736 c/d and 0.02404 c/d correspond to periods of 57.6 d and 41.6 d.

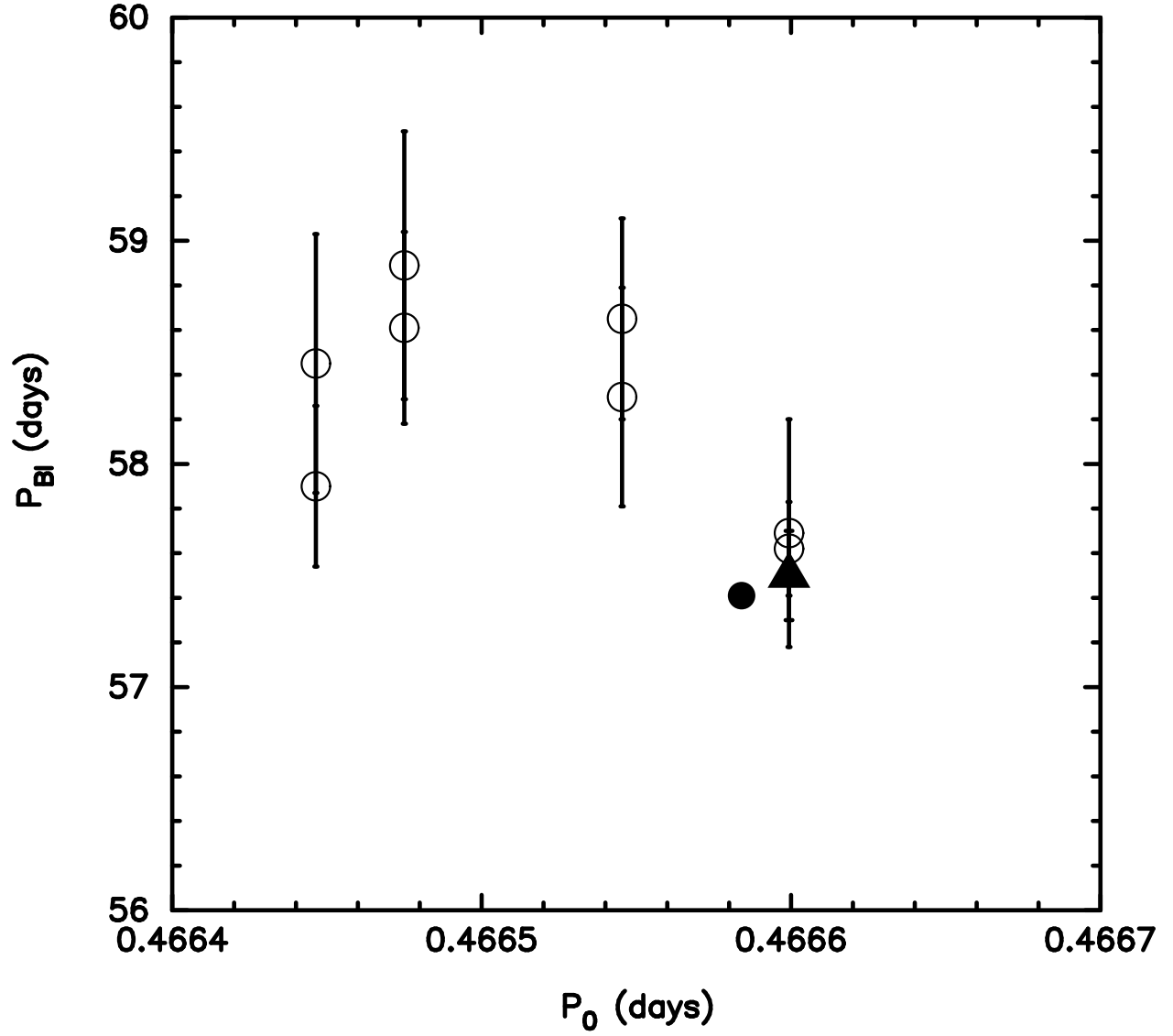


Fig. 20. Blazhko period plotted against the period of the fundamental mode. The filled triangle is based upon the CCD observations reported in this paper. The open circles are taken from Tables 5 and 6. The result for the analysis of the maxima listed by Kerpikova (1958) is also included (filled circle).

Table 1. CCD Photometry (Michigan State University)

HJD - 2450000	V
1338.6430	0.004
1338.6452	0.027
1338.6470	0.028
1338.6487	0.019

Note. | The complete version of this table is in the electronic edition of the Journal. The printed edition contains only a sample.

Table 2. CCD Photometry (Milwaukee)

HJD - 2450000	V
2210.49663	0.675
2210.49810	0.693
2210.49957	0.721
2210.50103	0.735

Note. | The complete version of this table is in the electronic edition of the Journal. The printed edition contains only a sample.

Table 3. Parameters for fit to CCD data

Frequency (d^{-1})	Amplitude (mag)	Phase (cycles)	ID
2.14317	0.447	0.090	f_0
2.16056	0.031	0.708	$f_0 + f_B$
2.12578	0.027	0.267	$f_0 - f_B$
2.16721	0.026	0.824	$f_0 + f_3$
2.11913	0.027	0.613	$f_0 - f_3$
4.28634	0.186	0.632	$2f_0$
4.30374	0.022	0.242	$2f_0 + f_B$
4.26895	0.012	0.656	$2f_0 - f_B$
4.31038	0.013	0.795	$2f_0 + f_3$
4.26231	0.015	0.233	$2f_0 - f_3$
6.42952	0.126	0.172	$3f_0$
6.44691	0.017	0.906	$3f_0 + f_B$
6.41213	0.019	0.394	$3f_0 - f_B$
6.45356	0.009	0.697	$3f_0 + f_3$
6.40548	0.020	0.679	$3f_0 - f_3$
8.57269	0.070	0.626	$4f_0$
8.59008	0.020	0.161	$4f_0 + f_B$
8.55530	0.015	0.483	$4f_0 - f_B$
8.59673	0.014	0.119	$4f_0 + f_3$
8.54865	0.016	0.867	$4f_0 - f_3$
10.71586	0.037	0.292	$5f_0$
10.73325	0.009	0.845	$5f_0 + f_B$
10.69847	0.008	0.099	$5f_0 - f_B$
10.73990	0.009	0.852	$5f_0 + f_3$
10.69182	0.012	0.742	$5f_0 - f_3$
12.85904	0.027	0.533	$6f_0$
12.87643	0.010	0.136	$6f_0 + f_B$
12.84164	0.008	0.359	$6f_0 - f_B$
12.88307	0.009	0.297	$6f_0 + f_3$
12.83500	0.008	0.072	$6f_0 - f_3$
15.00221	0.015	0.170	$7f_0$
15.01960	0.007	0.758	$7f_0 + f_B$
14.98482	0.005	0.653	$7f_0 - f_B$
15.02625	0.003	0.312	$7f_0 + f_3$
14.97817	0.004	0.542	$7f_0 - f_3$

Table 3 | Continued

Frequency (d^{-1})	Amplitude (mag)	Phase (cycles)	ID
17.14538	0.011	0.981	$8f_0$
17.16277	0.005	0.082	$8f_0 + f_B$
17.12799	0.006	0.261	$8f_0 - f_B$
17.16942	0.001	0.397	$8f_0 + f_3$
17.12134	0.003	0.914	$8f_0 - f_3$
19.28855	0.010	0.927	$9f_0$
19.30594	0.007	0.567	$9f_0 + f_B$
19.28855	0.004	0.853	$9f_0 - f_B$
19.31259	0.002	0.468	$9f_0 + f_3$
19.26451	0.003	0.569	$9f_0 - f_3$
21.43137	0.004	0.307	$10f_0$
21.44876	0.005	0.795	$10f_0 + f_B$
21.41398	0.002	0.806	$10f_0 - f_B$
21.45576	0.002	0.619	$10f_0 + f_3$
21.40767	0.004	0.933	$10f_0 - f_3$

Table 4. XZ Cyg primary period (Baldwin & Samolyk 2003)

Julian Date		Primary period (days)
2438880	2440520	0.4665454
2440520	2442050	0.4664750
2442050	2443740	0.4664464
2444050	2445270	0.4666938
2445270	2446440	0.4666263
2446440	2448570	0.46661795
2448570	2452618	0.46659934

Table 5. Blazhko Period based on Maximum Magnitude

Julian Date		Blazhko Period (days)		Amp. (mag)		N obs
2438882	2440529	58.65	0.45	0.15	0.06	31
2440559	2442050	58.89	0.60	0.26	0.08	22
2442050	2443740	57.90	0.36	0.28	0.06	68
2444049	2445270	No clear period		–		37
2445270	2446440	No clear period		–		31
2446440	2448570	No clear period		–		68
2448570	2451510	57.69	0.51	0.07	0.05	87

Table 6. Blazhko Period based on O-C

Julian Date		Blazhko Period (days)		Amp (days)		N obs
2438882	2440529	58.30	0.49	0.011	0.005	31
2440559	2442050	58.61	0.43	0.018	0.011	53
2442050	2443848	58.45	0.58	0.008	0.004	96
2444049	2445270	No clear period		–		119
2445270	2446440	No clear period		–		55
2446440	2448570	No clear period		–		91
2448570	2451882	57.62	0.21	0.005	0.002	148

Table 7. Blazhko periods from the literature

Julian Date		Blazhko Period (days)		Ref.
2432624	2434309	57.41		Muller (1953)
2417017	2434946	57.41		Klepikova (1958)
2438882	2441564	58.316		Baldwin (1973)
2441424	2442338	58.15		Pop (1975)
2417030	2438500	57.401	0.016 (max)	Smith (1975)
2417030	2438500	57.396	0.014 (O-C)	Smith (1975)
2438500	2441905	58.387	0.076 (max)	Smith (1975)
2438500	2441905	58.33	0.18 (O-C)	Smith (1975)
2443882	2442269	58.318		Taylor (1975)

Table 8. Changing Blazhko Periods in RR Lyrae Stars

Star	$dP_{\text{Blazhko}}=dP_0$
XZ Cyg	$-8(1) \cdot 10^3$
XZ Dra	$+7.7(1.1) \cdot 10^4$
RV UMa	$-1 \cdot 10^6$
RW Dra	$-7 \cdot 10^3$