

Integral field observations of Damped Lyman- α Galaxies

L. CHRISTENSEN¹, S. F. SÁNCHEZ¹, K. JAHNKE¹, T. BECKER¹, A. KELZ¹,
L. WISOTZKI^{1,2}, AND M. M. ROTH¹

¹ Astrophysikalisches Institut Potsdam, An der Sternwarte 16, 14482 Potsdam, Germany

² Universität Potsdam, Am Neuen Palais 10, 14469 Potsdam, Germany

Received date will be inserted by the editor; accepted date will be inserted by the editor

Abstract. We report preliminary results from a targeted investigation on quasars containing damped Lyman- α absorption (DLA) lines as well strong metal absorption lines, carried out with the Potsdam Multi Aperture Spectrophotometer (PMAS). We search for line-emitting objects at the same redshift as the absorption lines and close to the line of sight of the QSOs. We have observed and detected the already confirmed absorbing galaxies in Q2233+131 ($z_{abs} = 3.15$) and Q0151+045 ($z_{abs}=0.160$), while failing to find spectral signatures for the $z = 0.091$ absorber in Q0738+313. From the Q2233+131 DLA galaxy, we have detected extended Ly α emission from an area of $3'' \times 5''$.

Key words: quasars: absorption lines – quasars: individual: Q0738+313, Q2233+131, Q0151+045

1. Introduction

Some quasars exhibit strong Lyman- α absorption lines in their spectra, which originate in neutral gas clouds located in the line of sight towards the QSOs. If the column density of neutral gas is larger than $2 \times 10^{20} \text{ cm}^{-2}$ the line is termed a Damped Lyman- α (DLA) line. It has been shown that these systems contain a large bulk of neutral gas compared to the total baryonic mass in the Universe (Storrie-Lombardi & Wolfe 2000). Metallicities of the systems investigated through high resolution spectroscopy of the metal absorption lines associated with DLA lines give [Fe/H] values between 0.01 and 1 times the solar value. These results, along with the fact that the column density is typical for giant molecular clouds, have lead to the hypothesis that DLAs are associated with galaxies and are star forming objects. Many investigations have been carried out in order to find the parent galaxies of the DLA systems, but only 6 cases at $z \gtrsim 2$ have spectroscopic confirmation, while at lower redshifts 11 systems have been confirmed (Chen & Lanzetta 2003). The investigations have tried to answer the questions of whether are large rotating galaxies (Wolfe et al. 1986) or gas rich dwarfs (Hunstead et al. 1990), which is supported by the hierarchical merging scenario (Haehnelt, Steinmetz and Rauch 1998).

Observations of the absorbing galaxies at lower redshifts ($z \lesssim 1$) have shown that DLA galaxies have luminosities in the range $0.02 < L/L^* < 1.2$ (Rao et al. 2003) and have diverse morphological types in agreement with observations

in Le Brun et al. (1997). At higher redshifts ($z > 1.9$) the few confirmed DLA galaxies are compact and fainter than an L^* galaxy (Møller et al. 2002).

The standard way of confirming the parent DLA galaxy is to perform deep broad-band or narrow-band imaging of the fields of QSOs containing DLAs in order to find candidate DLA galaxies close to the line of sight (Warren, Møller, & Jakobsen 2001; Le Brun et al. 1997). These candidate galaxies need confirmation by follow-up spectroscopy in order to determine their redshifts. Confirming the absorbing galaxy is therefore conventionally a time consuming two step procedure, which can be avoided with integral field spectroscopy (IFS).

In these proceedings we describe an on-going project to study DLAs with integral field spectroscopy, carried out with the PMAS spectrograph¹, the preliminary data reduction, and some early results.

2. Project description

The general idea behind this investigation is to analyse the advantages of using IFS for detecting and confirming the DLA galaxies. We have divided the investigation into two parts, one for the high redshift ($z \gtrsim 1.9$), the other for the lower redshift DLAs. This partition comes in naturally, in the sense of which emission line we want to detect. For the high- z galaxies, the Ly α line is redshifted into the optical region, while for

Correspondence to: lchristensen@aip.de

¹ Webpage http://www.aip.de/groups/opti/pmas/OptI_pmas.html

the lower redshift objects other emission lines originating in star forming regions are used, typically [O II], $H\beta$, or [O III].

First of all, we observed a few already confirmed DLA galaxies and one strong Mg II absorption system in order to investigate the capabilities of the PMAS instrument for this task, while planning the investigations of systems for which no DLA galaxies have been detected previously.

For simplicity the lower redshift DLA galaxies are brighter, providing ideas of what can be expected for the high redshift DLA galaxies. An evolution of the systems with redshift is expected since the average metallicities of DLAs were shown to increase with decreasing redshift (Prochaska et al. 2003). We do not plan to investigate the metallicities of the systems, but focus on the emission properties and velocity structure of the galaxies.

3. Data reduction

The observations are carried out with PMAS mounted on the 3.5m telescope at Calar Alto. The PMAS spectrograph has 256 fibers coupled to a 16×16 lens array, each lens covering $0'.5$ on the sky on a side (Roth et al. 2000). The preliminary data reduction proceeds as follows: First the bias level is subtracted, and the location of the 256 spectra are found using spectra of a continuum lamp. Knowing the position of the spectra on the CCD, the data are extracted and the wavelength calibration is done using an exposure of HgNe line lamps. Flat-fielding is done using a twilight sky spectrum using an average transmission of each fiber. The flux calibration is done the standard way by comparing the reduced spectra with that of spectrophotometric stars (Becker 2002).

4. Observations of DLA galaxies

In this section we present observations of three QSOs which have strong absorption lines in their spectra. Two of the ones presented have galaxies at the same redshifts which have previously been confirmed spectroscopically by other groups using long slit spectroscopy.

4.1. Q0151+045

This QSO at $z = 0.404$ has a Mg II absorption system at $z = 0.160$ with a very high equivalent width of 1.55\AA . With such a large EW it is suspected that this system belongs to a DLA line, but a UV spectrum has shown that the column density of the absorber is below the DLA limit (Rao & Turnshek 2000). The galaxy responsible for the Mg II absorption is readily detected; it is a bright $R = 19$ galaxy at an impact parameter of $6''$ (Bergeron et al. 1988). Given the brightness of the galaxy it posed as a good test case for the analysis of the low redshift absorbers. The observations were done with PMAS in August 2002, for a total of 2 hours integrations, with the QSO placed at the edge of the field of view. This was done in order to observe the absorbing galaxy simultaneously, and secondly allowing tracing of the differential atmospheric refraction in the 3D data-cubes, which is done more

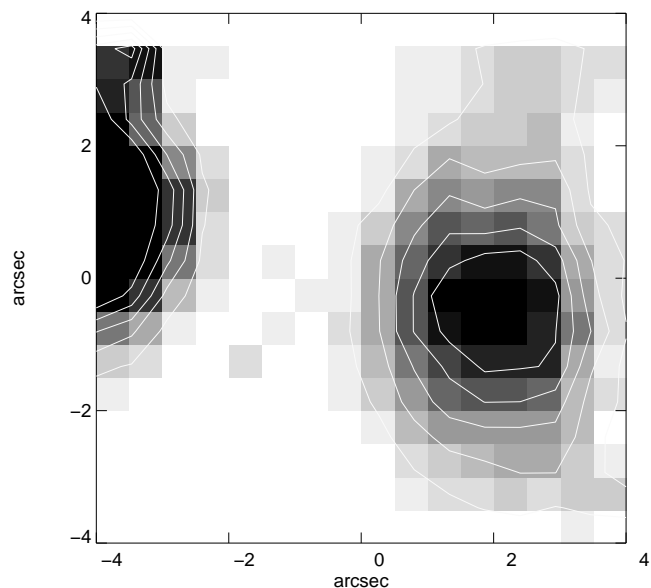


Fig. 1. Negative $8'' \times 8''$ image of the region surrounding Q0151+045. North is up and east is left, and the QSO is located at the edge of the field towards the east. This QSO has a strong Mg II absorber at $z = 0.160$, but no DLA. The absorption line is caused by a galaxy $\sim 6''$ to the west of the QSO.

accurately for point sources. We corrected the data cubes for a substantial differential atmospheric refraction as the airmass during the 4 integrations varied between 1.3 and 1.6. An image of the galaxy is shown in Fig. 1.

Summing the spatial pixels (spaxels) belonging to the absorbing galaxy, after background subtraction, yields the spectrum shown in Fig. 2. Emission lines from $H\beta$, [O III], $H\alpha$, and [S II] are clearly seen. By subtracting the continuum near the emission lines, one can produce maps showing the extension of individual emission line regions. Examples for $H\alpha$, $H\beta$, and [O III] are shown in Fig. 3, where one sees that the emission occurs mostly in the southern part of the galaxy indicated by the ellipses. Without the correction for differential atmospheric refraction, the locations of the emission will change with wavelengths, which will have great implications for deriving the spaxel to spaxel flux ratios of e.g. $H\alpha/H\beta$.

4.2. Q0738+313

This QSO at $z = 0.630$ has two DLA lines at $z = 0.0912$ and $z = 0.2212$, respectively. The higher redshift DLA galaxy has been confirmed as a dwarf galaxy at an impact parameter of $5'.7$ (Cohen 2001), while the lower redshift has not been identified despite many efforts (Turnshek et al. 2001). It is suspected that the DLA galaxy is a low surface brightness galaxy having a very small impact parameter (essentially lying in front of the QSO). These features make spectroscopic confirmation very complicated using traditional slit spectroscopy, but with IFS it is possible to sum up the spectra in an extended area on the sky increasing the signal detected

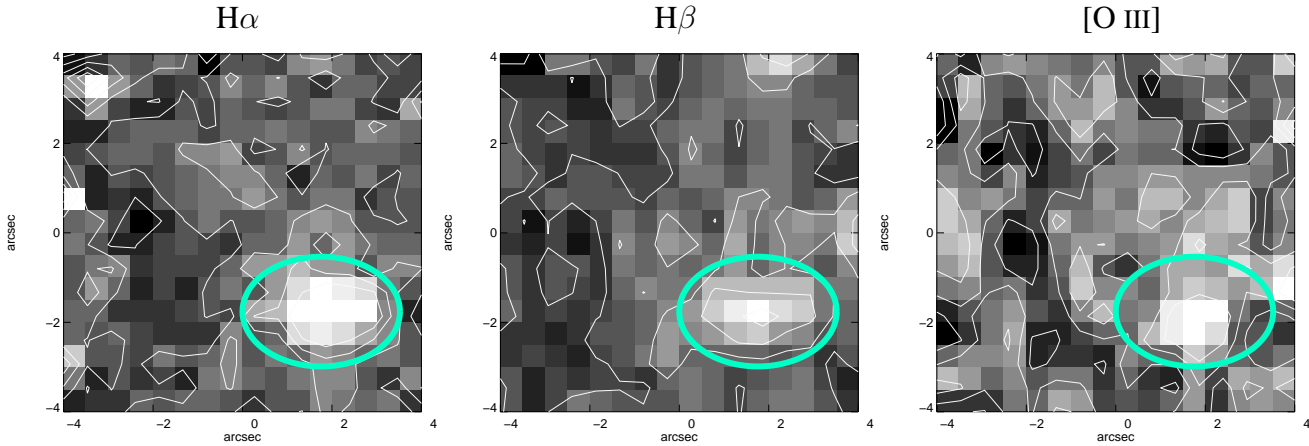


Fig. 3. Images of the Q0151+045 absorber at the wavelengths containing the emission lines $H\alpha$, $H\beta$, and $[O\ III]$, respectively. North is up and east is left. In all cases the continuum has been subtracted. The three panels show that the line emission from the galaxy is located to the south of the center.

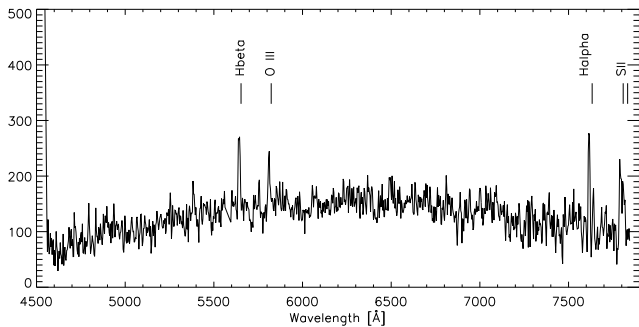


Fig. 2. Spectrum of the galaxy responsible for the $Mg\ II$ absorption lines in the spectrum of Q0151+045. Clearly visible are emission lines from $H\alpha$, $H\beta$, $[O\ III]$, and $[S\ II]$.

for the low surface brightness galaxy. With this in mind we have obtained data of this object with PMAS, but have not been able to identify any spectral features in the preliminary data reduction.

4.3. Q2233+131

This QSO at $z = 3.29$ has a broad $Ly\alpha$ -absorption line from a $z = 3.15$ neutral cloud with a column density of $N_{H\ I} = 10^{20}\ \text{cm}^{-2}$, i.e. lower than the classical limit of DLAs. Djorgovski et al. (1996) identified the galaxy responsible for the absorption line at an impact parameter of $2''.5$ using long slit spectroscopy with the Keck telescope. This distance corresponds to 17 kpc in a flat Λ dominated cosmology. Given the fact that the DLA galaxy was already confirmed, it provided an ideal target for PMAS in order to investigate the limitations of the instrument for observing faint targets. We obtained a total of 2 hours integrations under good seeing conditions and low airmass in September 2002. The data analysis has revealed that a nebula of $Ly\alpha$ emission at $z = 3.1538$ surrounds the confirmed DLA galaxy, see Fig. 4

(Christensen et al. 2004). The spectra of the QSO and the nebula are shown in Fig. 5, indicating the correlation between the position of the DLA line in the spectrum and the $Ly\alpha$ -emission line from the extended nebula. We find that the nebula has an extension of $3'' \times 5''$, corresponding to $\sim 20 \times 40$ kpc at the redshift of the absorber, and the total flux from the source is ~ 4 times larger than found in the discovery long slit spectrum. Clearly, for extended objects the integral field spectra have advantages over long slit spectroscopy. In this particular case we suspect that the extended nebula has some substructure, so the flux derived from standard slit spectroscopy is very dependent on the placement of the slit.

We find the total line flux $f_{Ly\alpha} = 2.8 \times 10^{-16}$ erg $\text{cm}^{-2}\ \text{s}^{-1}$ from the extended $Ly\alpha$ emission line region from the DLA galaxy. As argued in Christensen et al. (2004), a possible cause for this extended emission is a galactic outflow driven by star formation and supernova explosions in the central galaxy. Analyses of the absorption line profiles in Lu, Sargent and Barlow (1997) suggested that the DLA galaxy was a massive rotating disk. Based on the offset between the emission and the absorption redshift ($209\ \text{km}\ \text{s}^{-1}$) of the $Ly\alpha$ line in the long-slit spectrum the presence of a disk was suggested by Djorgovski et al. (1996). We find a slightly larger offset in our spectra. Although the individual spectra are noisy, we do not see any evidence in the integral field spectra for a large scale rotation expected in the case of a galactic disk.

5. Summary and future outlook

Our pilot study has shown that using the PMAS integral field instrument we are able to detect the absorbing galaxies and determine their redshifts for a few known systems.

At low redshifts the impact parameter can very well be larger than the field of view of PMAS, while at $z > 2$ the systems confirmed to date have smaller impact parameters $b < 3''$ (Fynbo, Møller & Warren 1999).

We are carrying on the project of identifying DLA galaxies specifically at high redshift where many (~ 150) still await

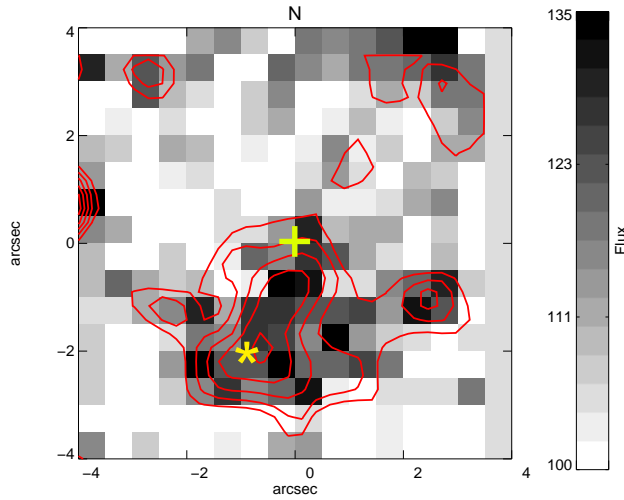


Fig. 4. Narrow band image of the Q2233+131 at $\lambda=5040\text{--}5058\text{ \AA}$ corresponding to the DLA line in the QSO spectrum, i.e. in the region where the light from the QSO has been absorbed. The location of the QSO is at the center of the field at (0,0) indicated by the '+'. One sees that an object with an extension of $3'' \times 5''$ is present. Some contamination of flux from the QSO at $\lambda > 5055\text{ \AA}$ is present, and is caused by including emission from the damped wing of the QSO. In the two dimensional spectra the Ly α emission is well separated from the QSO. The location of the parent galaxy from STIS observations (Møller et al. 2002) is indicated by the '*'.

confirmation. Possibly the confirmed DLA galaxies at these redshifts are simply in the bright end of the distribution. Low star formation rates for the DLA galaxies have been inferred from the small metallicity enrichment with redshift (Pettini et al., 1999). A low SFR results in a small Ly α flux, e.g. a star formation rate of $1 M_{\odot} \text{ yr}^{-1}$ gives rise to a Ly α line flux of $< 10^{-17} \text{ erg cm}^{-2} \text{ s}^{-1}$ at high redshifts assuming no dust obscuration. Additionally, the escape fraction of the resonant Ly α photons is highly dependent on the velocity structure of the environment. Another explanation is that emission from DLA galaxies are not detected due to a less fortunate placement of the slits.

For the Q2233+131 DLA absorber we have found evidence for extended Ly α emission surrounding the DLA galaxy. Additionally, we found that the Ly α emission is unlikely associated with a rotating galactic disk, which was indicated by previous data. For this particular DLA galaxy we have found that the detected flux using a $1''$ slit is a factor of 4 smaller than with integral field spectroscopy, showing that integral field spectroscopy is an efficient tool for this investigation.

Acknowledgements. L. Christensen acknowledges support by the German Verbundforschung associated with the ULTROS project, grant no. 05AE2BAA/4, and S.F. Sánchez acknowledges the support from the Euro3D Research Training Network.

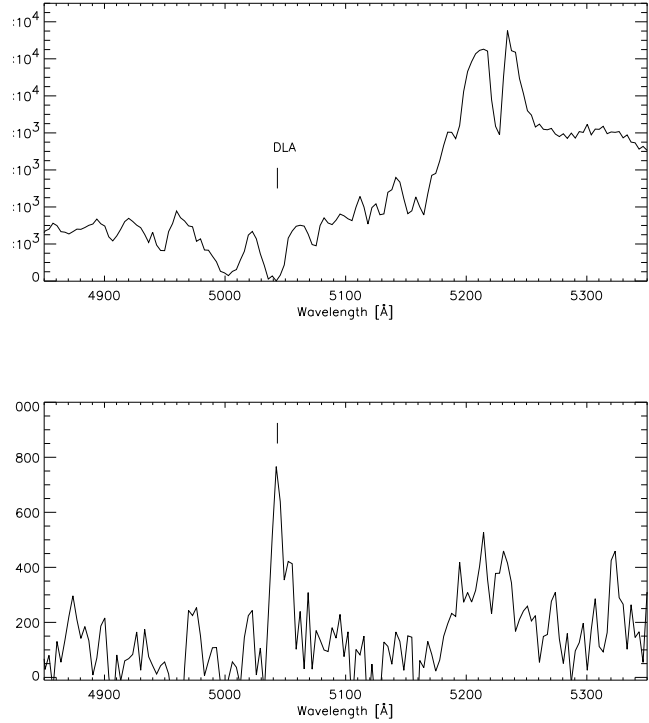


Fig. 5. Spectrum of Q2233+131 around the DLA line. Selecting the spaxels which appear to be associated with the extended nebula in Fig. 4, results in the spectrum presented in the lower panel. The nebula has Ly α emission at the same redshift as the DLA line in the QSO spectrum with a velocity difference of $\sim 300 \text{ km s}^{-1}$.

References

- Becker, T.: 2002, Ph.D. thesis, Astrophysikalisches Institut Potsdam, Germany
- Bergeron, J., Boulade, O., Kunth, D., Tytler, D., Boksenberg, A., & Vigroux, L.: 1988, A&A, 191, 1
- Chen, H. & Lanzetta, K. M.: 2003, ApJ, 597, 706
- Christensen, L., Sánchez, S. F., Jahnke, K., Becker, T., Kelz, A., Wisotzki, L., Roth, M. M.: 2004, A&A, 417, 487
- Cohen, J.: 2001, AJ, 121, 1275
- Djorgovski, S. G., Pahre, M. A., Bechtold, J., & Elston, R.: 1996, Nature, 382, 234
- Fynbo, J. U., Møller, P., & Warren, S. J. 1999, MNRAS, 305, 849
- Haehnelt, M.G., Steinmetz, M. & Rauch, M.: 1998, ApJ, 495, 647
- Hunstead, R. W., Fletcher, A. B., & Pettini, M.: 1990, ApJ, 356, 23
- Le Brun, V., Bergeron, J., Boisse, P., Deharveng, J.M.: 1997, A&A, 321, 733
- Lu, L., Sargent, W. L. W., and Barlow, T. A.: 1997, ApJ, 484, 131
- Møller, P., Warren, S. J., Fall, S. M., Fynbo, J. U., & Jakobsen, P.: 2002, ApJ, 574, 51
- Pettini, M., Ellison, S. L., Steidel, C. C., & Bowen, D. V. 1999, ApJ, 510, 576
- Prochaska, J., Gawiser, E., Wolfe, A., Castro, S., Djorgovski, S. G.: 2003, ApJL, 595, L9
- Rao, S.M. & Turnshek, D.A., 2000, ApJS, 130, 1
- Rao, S.M., Nestor, D. B., Turnshek, D.A., Lane, W.M., Monier, E.M., Bergeron, J.: 2003, ApJ, 595, 94
- Roth, M.M., Bauer, S., Diones, F., Fechner, T., Hahn, T., Kelz, A., Paschke, J., Popow, E., Schmoll, J., Wolter, D., Laux, U., and Altmann, W.: 2000, Proc. SPIE, 4008, 277

- Storrie-Lombardi, L. & Wolfe, A.: 2000, ApJ, 543, 552
- Turnshek, D. A., Rao, S., Nestor, D., Lane, W., Monier, E., Bergeron, J., & Smette, A.: 2001, ApJ, 553, 288
- Warren, S.J., Møller, P., Fall, P., Jakobsen, P.: 2001, MNRAS, 326, 759
- Wolfe, A. M., Turnshek, D. A., Smith, H. E., & Cohen, R. D.: 1986, ApJS, 61, 249