

SIMPLE, GOOD, FAST: SELF-SUPERVISED WORLD MODELS FREE OF BAGGAGE

Jan Robine^{1,2}, Marc Höftmann^{1,2} & Stefan Harmeling^{1,2}

¹TU Dortmund, ²Lamarr Institute for Machine Learning and Artificial Intelligence
 {jan.robine, marc.hoeftmann, stefan.harmeling}@tu-dortmund.de

ABSTRACT

What are the essential components of world models? How far do we get with world models that are not employing RNNs, transformers, discrete representations, and image reconstructions? This paper introduces SGF, a Simple, Good, and Fast world model that uses self-supervised representation learning, captures short-time dependencies through frame and action stacking, and enhances robustness against model errors through data augmentation. We extensively discuss SGF’s connections to established world models, evaluate the building blocks in ablation studies, and demonstrate good performance through quantitative comparisons on the Atari 100k benchmark. The code is available at <https://github.com/jrobine/sgf>.

1 INTRODUCTION

Deep reinforcement learning has demonstrated remarkable success in solving challenging decision-making problems (Mnih et al., 2015; Schulman et al., 2017; Mnih et al., 2016; Hessel et al., 2018; Badia et al., 2020; Schrittwieser et al., 2020; Kapturowski et al., 2023; Hafner et al., 2023). Despite these achievements, the primary challenge remains sample efficiency, i.e., the amount of data required to learn effective behaviors. Recent works have addressed this challenge by improving architectures and hyperparameters (van Hasselt et al., 2019; Schwarzer et al., 2023), pretraining and fine-tuning (Schwarzer et al., 2021b), applying data augmentation (Yarats et al., 2021; Laskin et al., 2020a), incorporating ideas from self-supervised representation learning (Laskin et al., 2020b; Schwarzer et al., 2021a;b; 2023), or learning a model of the environment (Kaiser et al., 2020; Ye et al., 2021; Robine et al., 2023; Micheli et al., 2023; Hafner et al., 2020; 2021; 2023).

Several approaches have been proposed in the literature to leverage a model of the environment. Improving the representations for the model-free agent can be achieved by learning a (latent) transition model (Lee et al., 2020; Schwarzer et al., 2021a), a reward model, or both (Gelada et al., 2019; Zhang et al., 2021), where the model serves as an auxiliary task. Aside from that, a *world model*, i.e., a deep generative model of the environment, can be learned. World models find applications in learning in imagination, where a model-free algorithm is applied to sequences generated by the world model (Sutton, 1991; Ha & Schmidhuber, 2018; Kaiser et al., 2020; Hafner et al., 2020; 2021; 2023; Micheli et al., 2023; Robine et al., 2023), and in decision-time planning, where the model is used for lookahead search during action selection (Watter et al., 2015; Banijamali et al., 2018; Chua et al., 2018; Hafner et al., 2019). Another line of work performs decision-time planning without a full world model, relying on *value equivalence*. In this paradigm, trajectories of the model are required to yield the same cumulative rewards as those in the real environment, regardless of whether the produced hidden states correspond to any real environment states or not (Tamar et al., 2016; Silver et al., 2017; Oh et al., 2017; Schrittwieser et al., 2020; Ye et al., 2021; Hansen et al., 2022).

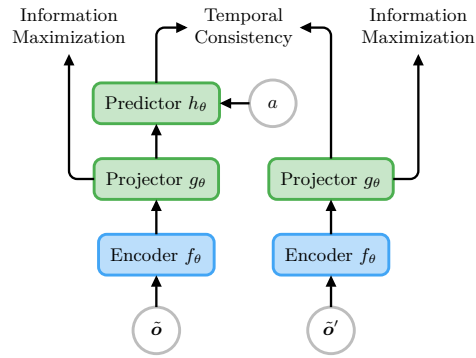


Figure 1: Our world model learns representations that are both temporally consistent and maximize the information about the observations.

In computer vision, self-supervised learning of image representations has made significant progress in recent years (Chen et al., 2020; He et al., 2020; Grill et al., 2020; Caron et al., 2020; Chen & He, 2021; Zbontar et al., 2021; Caron et al., 2021; Bardes et al., 2022). Many approaches are based on Siamese neural networks (Bromley et al., 1993) and can be categorized into contrastive and non-contrastive methods. Contrastive methods (Chen et al., 2020; He et al., 2020) aim to learn representations that are similar for different views (e.g. image augmentations) of the same image but dissimilar for different images to prevent the collapse of representations. Non-contrastive methods do not rely on negative samples. Instead, they prevent representation collapse by the design of the architecture (Grill et al., 2020; Chen & He, 2021) or by regularization of the representations (Zbontar et al., 2021; Bardes et al., 2022).

Contributions: In this work, we explore simplifying world models while maintaining good performance. Many world models rely on RNNs or transformers to capture long-term dependencies, introducing computational complexity and instability. We focus on problems where short-term dependencies might be sufficient, *avoiding sequence models* and instead leveraging self-supervised learning, data augmentation, and stacking. Our contributions are as follows:

- We present SGF, a world model based on a representation learning framework inspired by VICReg (Bardes et al., 2022). While restricting ourselves to simple world models (w/o RNNs and transformers) and choosing simple ingredients, we still have the essential properties of effective world models: *maximum information* and *temporal consistency* (Section 2.3).
- We reduce the complexity of world models in terms of both methodology and implementation: SGF does not require image reconstructions or discretization of representations. Besides avoiding sequence models, such as recurrent neural networks or transformers, we also do not use probabilistic predictions for deterministic environments. Instead, we employ simple techniques from model-free reinforcement learning, in particular data augmentation and stacking, which already have been successfully used before (Section 2.2).
- We conduct several ablations and thoroughly discuss the similarities and differences between SGF and other world models that learn in imagination (Sections 4.2 and 5.2).
- We demonstrate that our design choices lead to shorter training times compared to other world models, while achieving good performance on the Atari 100k benchmark (Section 5.1).

2 SIMPLE, GOOD, AND FAST WORLD MODELS

While being increasingly powerful, model-based approaches have simultaneously grown in complexity and consist of more and more components that need to be adjusted to each other (Hafner et al., 2020; 2021; 2023; Robine et al., 2023; Micheli et al., 2023). After introducing our notation, we aim to distill minimal ingredients and objectives for world models that are easy to implement and computationally efficient.

2.1 PRELIMINARIES AND NOTATION

We formalize the environment in terms of a partially observable Markov decision process (POMDP) with discrete time steps, rewards $r \in \mathbb{R}$, image observations $\mathbf{o} \in \mathbb{R}^{C \times H \times W}$, and actions $a \in \mathcal{A}$, which are either discrete or continuous. Transitions within the environment are described by a tuple $(\mathbf{o}, \mathbf{a}, \mathbf{o}', r, e)$, where \mathbf{o} is the current observation, \mathbf{o}' is the next observation, and $e \in \{0, 1\}$ indicates terminal states.

In its simplest form, a world model is a generative model of the dynamics $p(\mathbf{o}', r, e | \mathbf{o}, \mathbf{a})$ of a POMDP. Given a policy $\mathbf{a} = \pi(\mathbf{o})$, iterative sampling from the world model generates trajectories without further real environment interactions. These trajectories can be used for learning behaviors in imagination (Ha & Schmidhuber, 2018; Hafner et al., 2020), e.g., via model-free RL.

To increase efficiency, world models should operate in a low-dimensional representation space (commonly known as latent space) as opposed to the high-dimensional observation space (Ha & Schmidhuber, 2018). For this we need two components: a *representation model* that maps image observations \mathbf{o} onto representations \mathbf{y} , and a *dynamics model* that predicts the latent dynamics $p(\mathbf{y}', r, e | \mathbf{y}, \mathbf{a})$. Usually, the policy also operates in the low-dimensional space, i.e., $\mathbf{a} = \pi(\mathbf{y})$, enabling behavior learning with high computational efficiency (Ha & Schmidhuber, 2018).

A common assumption is the conditional independence of r and e given \mathbf{y} , \mathbf{a} , and \mathbf{y}' , which is also employed by previous world models (e.g., Micheli et al., 2023; Hafner et al., 2023). This leads to the following factorization of the latent dynamics

$$p(\mathbf{y}', r, e \mid \mathbf{y}, \mathbf{a}) = p(\mathbf{y}' \mid \mathbf{y}, \mathbf{a}) p(r \mid \mathbf{y}, \mathbf{a}, \mathbf{y}') p(e \mid \mathbf{y}, \mathbf{a}, \mathbf{y}'), \quad (1)$$

which consists of three conditional distributions: the *transition distribution* $p(\mathbf{y}' \mid \mathbf{y}, \mathbf{a})$, which is only conditioned on \mathbf{y} and \mathbf{a} , the *reward distribution* $p(r \mid \mathbf{y}, \mathbf{a}, \mathbf{y}')$ and the *terminal distribution* $p(e \mid \mathbf{y}, \mathbf{a}, \mathbf{y}')$, both further conditioned on the next representation \mathbf{y}' . This is a natural choice for many POMDPs, where most of the complexity of the dynamics is captured by the transition distribution. This allows for learning three separate models rather than modeling the joint distribution.

2.2 INGREDIENTS LEADING TO SIMPLICITY

Stacking instead of memory. Model-free methods often assume that the observations of an POMDP approximately satisfy the Markov property. This means that the next observation \mathbf{o}' (and consequently \mathbf{y}') is independent of the preceding history of transitions given the current observation \mathbf{o} and action \mathbf{a} . However, previous works on world models consider *non*-Markovian observations, which might exhibit long-term dependencies. This is approached by adding a notion of *memory* to the dynamics model, which can be realized by introducing recurrent states (RNN-based, Ha & Schmidhuber, 2018; Hafner et al., 2020) or by directly conditioning on the history of transitions (attention-based Robine et al., 2023; Micheli et al., 2023). However, the memory is typically a big computational burden and makes the model more complicated. We are asking whether we can omit the memory to obtain a much faster world model.

To capture short-time dependencies with minimal computational overhead, we suggest to simply use *frame and action stacking*. Stacking the m most recent *frames* alleviates the problem of partial observability, e.g., by capturing the velocity of objects in the scene. This is a well-known preprocessing technique in model-free reinforcement learning (Mnih et al., 2015), and has already been applied to world models by Robine et al. (2023). Additionally, stacking the most m recent *actions* can be beneficial, considering potential delays in the effects of actions. In Section 4.2, we show significant improvements of our world model through action stacking while being computationally cheap.

Augmentations instead of stochasticity. In deterministic POMDPs, executing a specific action in a specific state consistently yields the same outcomes \mathbf{o}' , r , and e . However, prior world models are stochastic even in deterministic POMDPs (see Section 5.2). Ha & Schmidhuber (2018) argue that, due to model errors, behaviors learned in imagination may perform poorly in the real environment. They propose that stochastic predictions can reduce the exploitability of an imperfect world model.

Similarly, we introduce stochasticity through *data augmentation*, as demonstrated in previous model-free algorithms (Yarats et al., 2021; Laskin et al., 2020a). We investigate whether this helps to improve the robustness of our world model against model errors. In Section 4.2, we demonstrate that data augmentation significantly improves the performance of our world model.

2.3 ESSENTIAL PROPERTIES OF REPRESENTATIONS

Building meaningful representations of observations is crucial for dynamics modeling and behavior learning. In this work, we argue that representations should possess two key properties: (1) the information about the observations should be maximized, (2) they should be temporally consistent, i.e., representations of two successive observations should be similar. We describe these properties in more detail below. Both properties are already present in other world models (see Section 5.2), however, in this work we try to implement them in a most simple and efficient manner.

Maximizing information. In latent world models, the representations are used for downstream behavior learning, so any information not encoded in these representations is not accessible to the agent. Therefore, extracting maximum information from observations is necessary for learning optimal behaviors in latent space. This is often realized by reconstructing the input observations (i.e., autoencoder-style), however, this can also be realized by self-supervised objectives, as we show in Section 3.

Temporal consistency. Temporal consistency can be motivated by *predictive coding*, where the future or missing information is predicted. Predictive coding has been applied in information theory for data compression (Elias, 1955), and more recently in representation learning (Oord et al., 2018; Hénaff et al., 2019). Also, the neuroscience literature suggests that the human brain learns internal representations of incoming sensory signals by minimizing prediction errors subject to particular constraints on the representations, in spatial and temporal domains (Rao & Ballard, 1999; Hosoya et al., 2005; Huang & Rao, 2011). Furthermore, Hénaff et al. (2019) proposed the *temporal straightening hypothesis* which suggests that inside the human brain visual inputs are transformed to follow straighter temporal trajectories, in order to make the stream of visual inputs more predictable. These advantages of *temporal consistency* for biological agents translate to advantages for agents in reinforcement learning that are based on latent world models:

- *Simpler dynamics prediction:* as successive observations are close in representation space, the dynamics model often only needs to predict minor changes and the danger of sudden jumps in representation space is reduced.
- *Improved behavior learning:* both, the policy and value function benefit from temporally similar representations. This concept can be loosely connected to *bisimulation metrics*, where “behaviorally similar” states are grouped together (Zhang et al., 2021). Further details are available in Appendix B.1.

3 BUILDING BLOCKS FOR SGF

Having identified core ingredients, we now describe the construction of a simple, fast, and good world model. We will begin by outlining the representation model of SGF, followed by a description of the dynamics model, implementational details, and our evaluation protocol. For representation learning we draw inspiration from VICReg (Bardes et al., 2022). Further connections to other self-supervised methods are discussed in Appendix B.2.

3.1 LEARNING A WORLD MODEL

Representation learning. Given a POMDP transition $(\mathbf{o}, \mathbf{a}, \mathbf{o}', r, e)$, we apply random transformations $t, t' \sim \mathcal{T}$ from a set \mathcal{T} of image augmentations to obtain augmented observations $\tilde{\mathbf{o}} = t(\mathbf{o})$ and $\tilde{\mathbf{o}}' = t'(\mathbf{o}')$. An encoder f_θ computes representations $\tilde{\mathbf{y}} = f_\theta(\tilde{\mathbf{o}})$ and $\tilde{\mathbf{y}}' = f_\theta(\tilde{\mathbf{o}}')$ with $\tilde{\mathbf{y}}, \tilde{\mathbf{y}}' \in \mathbb{R}^d$. A projector network g_θ computes embeddings $\tilde{\mathbf{z}} = g_\theta(\tilde{\mathbf{y}})$ and $\tilde{\mathbf{z}}' = g_\theta(\tilde{\mathbf{y}}')$ with $\tilde{\mathbf{z}}, \tilde{\mathbf{z}}' \in \mathbb{R}^D$. An action-conditioned predictor network h_θ predicts the next embedding $\hat{\mathbf{z}}' = h_\theta(\tilde{\mathbf{z}}, \mathbf{a})$. An illustration can be seen in Figure 1.

To achieve temporal consistency, we minimize the mean squared error between $\hat{\mathbf{z}}'$ and $\tilde{\mathbf{z}}'$. To maximize the information content, the embeddings are regularized using the variance and covariance regularization terms proposed by Bardes et al. (2022). The total representation loss is summarized by

$$\mathcal{L}_{\text{Repr.}}(\theta) = \mathbb{E}_\tau \left[\underbrace{\frac{\eta}{D} \|h_\theta(\tilde{\mathbf{z}}, \mathbf{a}) - \tilde{\mathbf{z}}'\|_2^2}_{\text{Temporal Consistency}} + \underbrace{\text{VC}(\tilde{\mathbf{Z}}) + \text{VC}(\tilde{\mathbf{Z}}')}_{\text{Information Maximization}} \right], \quad (2)$$

where τ is a batch of transitions from a replay buffer, $\tilde{\mathbf{Z}}$ and $\tilde{\mathbf{Z}}'$ are batches of embeddings, $\eta > 0$ controls the strength of the consistency loss, and VC (variance and covariance) is defined as

$$\text{VC}(\mathbf{Z}) = \frac{1}{D} \sum_{j=1}^D \left[\underbrace{\rho \max\left(0, 1 - \sqrt{\text{Cov}(\mathbf{Z})_{j,j} + \varepsilon}\right)}_{\text{Variance Regularization}} + \underbrace{\nu \sum_{k \neq j} \text{Cov}(\mathbf{Z})_{j,k}^2}_{\text{Covariance Regularization}} \right], \quad (3)$$

where D is the dimensionality of the embeddings, $\rho, \nu > 0$ control the strength of variance and covariance regularization terms, respectively, and $\varepsilon = 1 \times 10^{-4}$ prevents numerical instabilities. The goal of the VC terms is to maximize information content and to prevent representation collapse. Variance regularization keeps the standard deviation of each embedding feature across the batch above 1 using a hinge loss. Covariance regularization decorrelates the embedding features by attracting their covariances towards zero (Bardes et al., 2022).

Dynamics learning. We build a simple dynamics model and rely on the capabilities of temporally consistent representations. Based on the dynamics factorization, we learn a transition distribution $p_\theta(\mathbf{y}' | \mathbf{y}, \mathbf{a})$, a reward distribution $p_\theta(r | \mathbf{y}, \mathbf{a}, \mathbf{y}')$, and a terminal distribution $p_\theta(e | \mathbf{y}, \mathbf{a}, \mathbf{y}')$. In this work, we focus on deterministic prediction, i.e., we simply calculate the means for transitions and rewards, and the mode for terminals (more details on this in Appendix F). Maximum likelihood estimation leads to the total dynamics loss

$$\mathcal{L}_{\text{Dyn.}}(\theta) = \mathbb{E}_\tau \left[- \underbrace{\log p_\theta(\text{sg}(\mathbf{y}') | \text{sg}(\mathbf{y}), \mathbf{a})}_{\text{Transition Distribution}} - \underbrace{\log p_\theta(r | \tilde{\mathbf{y}}, \mathbf{a}, \tilde{\mathbf{y}}')}_{\text{Reward Distribution}} - \underbrace{\log p_\theta(e | \tilde{\mathbf{y}}, \mathbf{a}, \tilde{\mathbf{y}}')}_{\text{Terminal Distribution}} \right], \quad (4)$$

where $\text{sg}(\cdot)$ denotes the stop-gradient operator, meaning that the representations are not influenced by the loss of the transition distribution. This is because the transition distribution has moving targets, given that \mathbf{y}' originates from the representation model, which changes during training. The rewards and terminals provide stable signals from the POMDP. Note that we learn the transitions with non-augmented observations, i.e., $\mathbf{y} = f_\theta(\mathbf{o})$ and $\mathbf{y}' = f_\theta(\mathbf{o}')$.

3.2 LEARNING BEHAVIORS IN IMAGINATION

The representations \mathbf{y} serve as inputs to the policy $\pi_\phi(\mathbf{a} | \mathbf{y})$. Through iterative dynamics prediction, batches of representations, actions, rewards, and terminals are generated and used to train the policy. The policy learns to maximize the expected return by performing approximate gradient ascent with the policy gradient (Sutton et al., 1999). To reduce the variance of the gradient estimates, we employ a learned value function $v_\phi(\mathbf{y})$ as a baseline, resulting in an advantage actor-critic approach (Mnih et al., 2016); the details are explained in Appendix F. The pseudocode outlining our world model and policy training procedure is presented in Algorithm 1.

3.3 EVALUATION PROTOCOL

We evaluate our world model on the Atari 100k benchmark, which was first proposed by Kaiser et al. (2020) and has been used to evaluate many sample-efficient reinforcement learning methods (Laskin et al., 2020b; Yarats et al., 2021; Schwarzer et al., 2021a; 2023; Micheli et al., 2023; Hafner et al., 2023). It includes a subset of 26 Atari games from the Arcade Learning Environment (Bellemare et al., 2013) and is limited to 400k environment steps, which amounts to 100k steps after frame skipping or 2 hours of human gameplay. Note that all games are deterministic (Machado et al., 2018).

We perform 10 runs per game and for each run we compute the average score over 100 episodes at the end of training. We follow Micheli et al. (2023) by selecting a random action with 1% probability inside the environment and using a sampling temperature of 0.5 for the policy during evaluation. We also adapt their special handling of Freeway and use a sampling temperature of 0.01 for the policy.

4 EMPIRICAL STUDY

Behavior learning depends entirely on the quality of the world model. To assess our world model, we first analyze it qualitatively and then show how getting rid of individual design choices results in a degradation of performance. Further analysis and ablations are presented in Appendices C and E.

4.1 INSPECTING THE WORLD MODEL

To assess whether the learned representations contain relevant information and do not collapse, we train a separate decoder for analysis without affecting the world model’s gradients. This allows us to visually interpret the imagined sequences of the world model. In Figure 2 we depict three exemplary sequences, demonstrating that the learned representations contain useful information without relying on image reconstructions. We can also see that the dynamics model can work for long sequences (30 time steps) without accumulating notable model errors, although being only a feedforward model.

Furthermore, we study the temporal consistency of the learned representations. For that, we generate an episode in Pong following a policy trained with our approach. We then encode the observations and compute two-dimensional t-SNE embeddings (Van der Maaten & Hinton, 2008) of the representations. The result can be seen in Figure 3, and it suggests that subsequent observations have similar




Figure 2: Illustration of imagined sequences of length 30. Each frame in the frame stack is converted to grayscale, and pixel changes are visualized in red, green, and blue. From top to bottom: Kung Fu Master, Ms Pacman, and Seaquest.

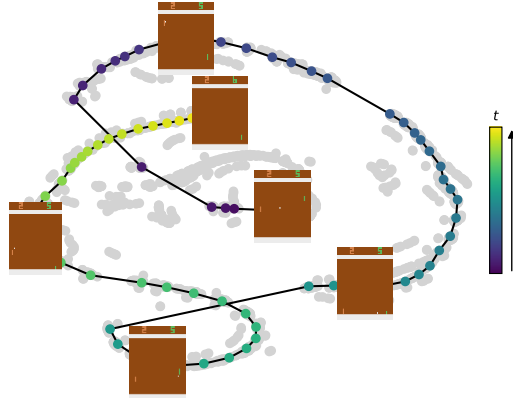


Figure 3: Two-dimensional t-SNE embeddings of the learned representations obtained by playing an episode in Pong. We highlight a subsequence of the episode, which starts with a new ball and stops after a point is scored.

representations and temporal consistency is successfully employed. In Figure 7 we compare the learned embeddings when disabling temporal consistency.

4.2 ABLATING THE WORLD MODEL

We show empirically how effective the components presented in Section 2 are by performing five ablations. Each ablation is assessed by the performance on five Atari games. The results are illustrated in Figure 4. Numerical results can be found in Table 3. We observe that data augmentation, action stacking, frame stacking, and temporal consistency are crucial:

1. *No augmentations*: omitting image augmentations leads to poor performance in all games.
2. *No action stacking*: stacking only the frames but not the actions decreases the overall performance for all five games.
3. *No frame stacking*: stacking only the actions but not the frames decreases the performance of all games, with complete failures in Boxing and Breakout. However, Kung Fu Master suffers only a small degradation, possibly because all enemies face the direction they are heading, so their velocity is identifiable from a single frame.
4. *No temporal consistency*: setting the coefficient η to zero leads to a significant decrease in performance for most games except Kung Fu Master.
5. *Sample-contrastive*: Garrido et al. (2022) show that VICReg can be also seen as a *dimension-contrastive* method, as opposed to *sample-contrastive* methods such as SimCLR (Chen et al., 2020). They also show that VICReg can be converted to a sample-contrastive method by transposing the embedding matrix \mathbf{Z} in Equation (3). Making VICReg sample-contrastive significantly worsens the performance in Breakout, but less so in the other games.

5 COMPARISONS

In this section we compare our method with previous world models regarding the results and the methodology. In Appendix B we discuss the relations to other methods.

5.1 RESULT COMPARISON

We compare our method with five baselines: the model-free algorithm SPR (Schwarzer et al., 2021a), with updated scores from Agarwal et al. (2021), and the model-based methods EfficientZero (Ye et al., 2021), IRIS (Micheli et al., 2023), and DreamerV3 (Hafner et al., 2023). The mean metric across all games is calculated using human normalized scores (Mnih et al., 2015).

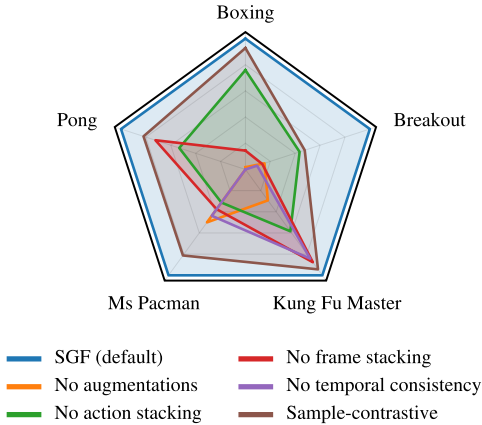


Figure 4: Ablations of SGF in five games. Human normalized scores, normalized with the maximum value achieved per game.

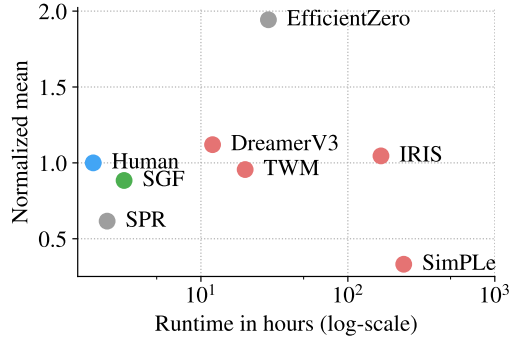


Figure 5: Score and runtime comparison in the Atari 100k benchmark. SPR is model-free, EfficientZero performs lookahead.

In terms of performance, our simple world model achieves good scores with significantly faster training. Figure 5 shows the scores in relation to runtime. Detailed scores can be found in Table 2 and numerical runtimes can be found in Table 4. Training SGF takes 1.5 hours on a single NVIDIA A100 GPU. Obtaining precise training times for other methods is challenging, as they depend on the GPU. Following Hafner et al. (2023), we approximate runtimes for an NVIDIA V100 GPU, assuming NVIDIA P100 GPUs are twice as slow and NVIDIA A100 GPUs are twice as fast. Notably, SGF’s runtime is four times shorter than the runtime of DreamerV3, despite both having the same number of imagination steps (1.5 billion). In Table 5 we provide a breakdown of the runtime for certain components of our method.

5.2 WORLD MODEL COMPARISON

We also compare the methodologies of SGF and state-of-the-art world models used for learning in imagination: SimPLe (Kaiser et al., 2020), Dreamer (Hafner et al., 2020; 2021; 2023), IRIS (Micheli et al., 2023), TWM (Robine et al., 2023), and the world model developed by Ha & Schmidhuber (2018), referred to as HS. In the Dreamer line of work, our focus is on DreamerV2 and DreamerV3, given their performance improvements over the initial version, notably achieved through the discretization of representations. A summarized comparison of the main differences is provided in Table 1 (we highlight the components in the text).

Temporal consistency. We enforce successive representations to be similar by the choice of our objective (*Consistency*). IRIS and HS have no explicit concept of temporal consistency. Dreamer and TWM also seek temporal consistency and attract the representations slightly towards the outputs of the transition predictor from the previous time step. The transition predictor can be interpreted as a time-dependent prior for a variational auto-encoder. An illustration of this difference can be seen in Figure 6. Our approach is simpler for the following reasons:

- In Dreamer, the training of the representation model and the dynamics model is intertwined. Correctly balancing the representation loss and the dynamics loss is crucial for ensuring stable training. Our representation model learns in isolation, simplifying hyperparameter tuning while still achieving temporal consistency.
- In Dreamer, consistency is imposed directly on the representations, whereas we maximize the similarity of the non-linear embeddings of the representations. In DreamerV3 (Hafner et al., 2023) the consistency loss is clipped when it falls below a certain threshold, considering the similarity as sufficient (aka free bits). Our hypothesis is that maximizing the similarity of the embeddings offers a similar degree of freedom.

Table 1: Comparison of methodology with other world models used for imagination. DVx denotes DreamerV2 and DreamerV3. Every component results in additional complexity.

Component	HS	SimPLe	IRIS	TWM	DVx	SGF
Augmentations						x
Information Maximization						x
Stacking				x		x
Consistency				x	x	x
Reconstructions	x	x	x	x	x	
Discretization		x	x	x	x	
Sequential Dynamics	x		x	x	x	
Stochastic Transitions	x	x	x	x	x	
Pixel Transitions		x				
Pixel Dreams		x	x			
Act with Memory	x		x	x	x	

Information extraction. Previous world models depend on pixel-wise image reconstruction for information extraction from observations (*Reconstructions*). These auto-encoder architectures treat all pixels equally, including less important high-frequency details or noise. In contrast, we adopt a self-supervised objective and utilize data augmentation (*Augmentations*) to learn representations that maximize information (*Information Maximization*) and extract relevant features.

Discretization. Most previous methods learn discrete representations (*Discretization*): SimPLe discretizes representation values into bits. DreamerV2 (Hafner et al., 2021), DreamerV3 (Hafner et al., 2023), and TWM (Robine et al., 2023) utilize softmax normalization to obtain a stack of independent categorical distributions. IRIS (Micheli et al., 2023) converts each image observation into multiple discrete tokens. Discretization introduces additional complexity and requires techniques such as straight-through gradient estimation (Bengio et al., 2013). We propose two primary factors for the success of discretization in world models and explain how they are addressed in our approach:

- Discretization significantly limits the information capacity of representations, potentially preventing collapse in auto-encoder architectures (LeCun, 2022). Since our objective already prevents representation collapse, there is no need for discretization on that account.
- Discretization potentially facilitates dynamics prediction by shrinking and stabilizing the support of $p(\mathbf{y}' | \mathbf{y}, \mathbf{a})$. However, we found that a simple architectural choice, specifically adding layer normalization as the final layer of the encoder (as mentioned in Appendix F), is sufficient to keep the mean and variance of the representations stable. Note that another common approach is to normalize the outputs to lie in the interval $[0, 1]$ (Schrittwieser et al., 2020; Schwarzer et al., 2021a).

Dynamics modeling. As we assume Markovian observations, our approach utilizes a feedforward dynamics model. Prior methods, with the exception of SimPLe, are RNN-based (HS, DreamerV2, DreamerV3) or transformer-based (IRIS, TWM) (*Sequential Dynamics*). SimPLe operates directly on image observations instead of operating in a low-dimensional representation space (*Pixel Transitions*). Additionally, our dynamics model is deterministic, whereas previous methods are stochastic (*Stochastic Transitions*), at least regarding transition prediction, while rewards and terminals typically remain deterministic.

Behavior learning. Efficient world models, such as ours, usually train a policy based on the low-dimensional representations. However, IRIS decodes the representations back to pixels, slowing down training significantly (*Pixel Dreams*). Since SimPLe predicts the pixels directly, their policy has to operate on pixels as well. Moreover, previous methods that use a sequence model usually equip the policy with a memory, since the representations encapsulate the history of transitions either via attention or through a compressed recurrent state (*Act with Memory*). Due to our feedforward dynamics model, our policy is memoryless.




Figure 6: High-level illustration of how SGF and Dreamer ensure temporal consistency. The dashed lines denote that two variables are attracted towards each other by a loss function. White nodes indicate inputs, blue nodes indicate representations, and green nodes indicate variables used for representation learning. The red node indicates that Dreamer depends on the dynamics model for representation learning. We omit Dreamer’s recurrent states for simplicity.

Stacking. Previous world models considered in this section only employ the usual preprocessing, e.g., conversion to grayscale or downscaling the observations. Our method applies frame and action stacking (*Stacking*); TWM applies only frame stacking.

6 LIMITATIONS

The insights presented in our paper provide a solid foundation for new world models that are simple, good, and fast. For this paper, we limited our method to deterministic MDPs. To also include non-deterministic POMDPs, the transition distribution needs to be stochastic, allowing for the prediction of multiple possible outcomes. The predictor must also be stochastic to account for non-deterministic information between o and o' . Both networks would need to make stochastic predictions, e.g., by modeling the mean and variance of independent normal distributions or using Gaussian mixtures.

Having avoided sequence models such as RNN and transformers, we did limit ourselves to environments with mainly short-term dependencies, which might be the reason that we did not reach state-of-the-art performance. Future work could replace the MLPs used for the transition, reward, and terminal distributions with a sequence model, requiring some implementation effort and resulting in increased computation time. Since the transition distribution is independent of representation learning, this change would not affect the encoder. We evaluated a preliminary version of this in Appendix E. Another more sophisticated approach would involve using a sequence model for the predictor, which would also affect the features extracted by the encoder. However, this would significantly increase the complexity of the model, which we aimed to avoid.

Another current limitation of our approach is that VICReg requires the observations to be images. In principle, VICReg could be applied to other modalities if reasonable augmentations are available. We could also combine SGF with other self-supervised learning methods.

7 CONCLUSION

The starting point of our work are the questions: What are the essential components of world models? How far do we get with world models that are not employing RNNs, transformers, discrete representations, and image reconstructions? We demonstrate that representations learned in a self-supervised fashion using VICReg combined with an action-conditioned predictor network and applied to stacked observations can learn latent representations without resorting to resource-intensive sequence models. Self-supervised learning, coupled with augmentations and frame and action stacking, proves effective in building a good world model. Applying SGF to the Atari 100k benchmark, we attained good results with significantly reduced training times. We advocate for future research in model-based reinforcement learning to focus on sparingly adding new components and analyzing their necessity under varying circumstances.

ACKNOWLEDGMENTS

This research has been funded/supported by the Federal Ministry of Education and research of Germany and the state of North Rhine-Westphalia as part of the Lamarr Institute for Machine Learning and Artificial Intelligence.

REFERENCES

- Rishabh Agarwal, Max Schwarzer, Pablo Samuel Castro, Aaron C. Courville, and Marc G. Bellemare. Deep reinforcement learning at the edge of the statistical precipice. In *Advances in Neural Information Processing Systems 34: Annual Conference on Neural Information Processing Systems 2021, NeurIPS 2021, December 6-14, 2021, virtual*, pp. 29304–29320, 2021.
- Lei Jimmy Ba, Jamie Ryan Kiros, and Geoffrey E. Hinton. Layer normalization. *CoRR*, abs/1607.06450, 2016.
- Adrià Puigdomènech Badia, Bilal Piot, Steven Kapturowski, Pablo Sprechmann, Alex Vitvitskyi, Zhaohan Daniel Guo, and Charles Blundell. Agent57: Outperforming the atari human benchmark. In *Proceedings of the 37th International Conference on Machine Learning, ICML 2020, 13-18 July 2020, Virtual Event*, volume 119 of *Proceedings of Machine Learning Research*, pp. 507–517. PMLR, 2020.
- Ershad Banijamali, Rui Shu, Hung Bui, Ali Ghodsi, et al. Robust locally-linear controllable embedding. In *International Conference on Artificial Intelligence and Statistics*, pp. 1751–1759. PMLR, 2018.
- Adrien Bardes, Jean Ponce, and Yann LeCun. Vicreg: Variance-invariance-covariance regularization for self-supervised learning. In *The Tenth International Conference on Learning Representations, ICLR 2022, Virtual Event, April 25-29, 2022*. OpenReview.net, 2022.
- Marc G. Bellemare, Yavar Naddaf, Joel Veness, and Michael Bowling. The arcade learning environment: An evaluation platform for general agents. *J. Artif. Intell. Res.*, 47:253–279, 2013. doi: 10.1613/jair.3912.
- Yoshua Bengio, Nicholas Léonard, and Aaron Courville. Estimating or propagating gradients through stochastic neurons for conditional computation. *arXiv preprint arXiv:1308.3432*, 2013.
- Jane Bromley, Isabelle Guyon, Yann LeCun, Eduard Säckinger, and Roopak Shah. Signature verification using a siamese time delay neural network. In *Advances in Neural Information Processing Systems 6, [7th NIPS Conference, Denver, Colorado, USA, 1993]*, pp. 737–744. Morgan Kaufmann, 1993.
- Mathilde Caron, Ishan Misra, Julien Mairal, Priya Goyal, Piotr Bojanowski, and Armand Joulin. Unsupervised learning of visual features by contrasting cluster assignments. In *Advances in Neural Information Processing Systems 33: Annual Conference on Neural Information Processing Systems 2020, NeurIPS 2020, December 6-12, 2020, virtual*, 2020.
- Mathilde Caron, Hugo Touvron, Ishan Misra, Hervé Jégou, Julien Mairal, Piotr Bojanowski, and Armand Joulin. Emerging properties in self-supervised vision transformers. In *2021 IEEE/CVF International Conference on Computer Vision, ICCV 2021, Montreal, QC, Canada, October 10-17, 2021*, pp. 9630–9640. IEEE, 2021. doi: 10.1109/ICCV48922.2021.00951.
- Ting Chen, Simon Kornblith, Mohammad Norouzi, and Geoffrey E. Hinton. A simple framework for contrastive learning of visual representations. In *Proceedings of the 37th International Conference on Machine Learning, ICML 2020, 13-18 July 2020, Virtual Event*, volume 119 of *Proceedings of Machine Learning Research*, pp. 1597–1607. PMLR, 2020.
- Xinlei Chen and Kaiming He. Exploring simple siamese representation learning. In *IEEE Conference on Computer Vision and Pattern Recognition, CVPR 2021, virtual, June 19-25, 2021*, pp. 15750–15758. Computer Vision Foundation / IEEE, 2021. doi: 10.1109/CVPR46437.2021.01549.

- Kurtland Chua, Roberto Calandra, Rowan McAllister, and Sergey Levine. Deep reinforcement learning in a handful of trials using probabilistic dynamics models. *Advances in neural information processing systems*, 31, 2018.
- Peter Elias. Predictive coding–i. *IRE transactions on information theory*, 1(1):16–24, 1955.
- Norman Ferns and Doina Precup. Bisimulation metrics are optimal value functions. In *UAI*, pp. 210–219, 2014.
- Quentin Garrido, Yubei Chen, Adrien Bardes, Laurent Najman, and Yann Lecun. On the duality between contrastive and non-contrastive self-supervised learning. *arXiv preprint arXiv:2206.02574*, 2022.
- Carles Gelada, Saurabh Kumar, Jacob Buckman, Ofir Nachum, and Marc G. Bellemare. Deepmdp: Learning continuous latent space models for representation learning. In *Proceedings of the 36th International Conference on Machine Learning, ICML 2019, 9-15 June 2019, Long Beach, California, USA*, volume 97 of *Proceedings of Machine Learning Research*, pp. 2170–2179. PMLR, 2019.
- Jean-Bastien Grill, Florian Strub, Florent Altché, Corentin Tallec, Pierre H. Richemond, Elena Buchatskaya, Carl Doersch, Bernardo Ávila Pires, Zhaohan Guo, Mohammad Gheshlaghi Azar, Bilal Piot, Koray Kavukcuoglu, Rémi Munos, and Michal Valko. Bootstrap your own latent - A new approach to self-supervised learning. In *Advances in Neural Information Processing Systems 33: Annual Conference on Neural Information Processing Systems 2020, NeurIPS 2020, December 6-12, 2020, virtual*, 2020.
- David Ha and Jürgen Schmidhuber. Recurrent world models facilitate policy evolution. In *Advances in Neural Information Processing Systems 31: Annual Conference on Neural Information Processing Systems 2018, NeurIPS 2018, December 3-8, 2018, Montréal, Canada*, pp. 2455–2467, 2018.
- Danijar Hafner, Timothy P. Lillicrap, Ian Fischer, Ruben Villegas, David Ha, Honglak Lee, and James Davidson. Learning latent dynamics for planning from pixels. In *Proceedings of the 36th International Conference on Machine Learning, ICML 2019, 9-15 June 2019, Long Beach, California, USA*, volume 97 of *Proceedings of Machine Learning Research*, pp. 2555–2565. PMLR, 2019.
- Danijar Hafner, Timothy P. Lillicrap, Jimmy Ba, and Mohammad Norouzi. Dream to control: Learning behaviors by latent imagination. In *8th International Conference on Learning Representations, ICLR 2020, Addis Ababa, Ethiopia, April 26-30, 2020*. OpenReview.net, 2020.
- Danijar Hafner, Timothy P. Lillicrap, Mohammad Norouzi, and Jimmy Ba. Mastering atari with discrete world models. In *9th International Conference on Learning Representations, ICLR 2021, Virtual Event, Austria, May 3-7, 2021*. OpenReview.net, 2021.
- Danijar Hafner, Jurgis Pasukonis, Jimmy Ba, and Timothy P. Lillicrap. Mastering diverse domains through world models. *CoRR*, abs/2301.04104, 2023. doi: 10.48550/arXiv.2301.04104.
- Nicklas Hansen, Hao Su, and Xiaolong Wang. Temporal difference learning for model predictive control. In *International Conference on Machine Learning, ICML 2022, 17-23 July 2022, Baltimore, Maryland, USA*, volume 162 of *Proceedings of Machine Learning Research*, pp. 8387–8406. PMLR, 2022.
- Kaiming He, Xiangyu Zhang, Shaoqing Ren, and Jian Sun. Deep residual learning for image recognition. In *Proceedings of the IEEE conference on computer vision and pattern recognition*, pp. 770–778, 2016.
- Kaiming He, Haoqi Fan, Yuxin Wu, Saining Xie, and Ross B. Girshick. Momentum contrast for unsupervised visual representation learning. In *2020 IEEE/CVF Conference on Computer Vision and Pattern Recognition, CVPR 2020, Seattle, WA, USA, June 13-19, 2020*, pp. 9726–9735. Computer Vision Foundation / IEEE, 2020. doi: 10.1109/CVPR42600.2020.00975.
- Olivier J Hénaff, Robbe LT Goris, and Eero P Simoncelli. Perceptual straightening of natural videos. *Nature neuroscience*, 22(6):984–991, 2019.

- Olivier J. Hénaff, Aravind Srinivas, Jeffrey De Fauw, Ali Razavi, Carl Doersch, S. M. Ali Eslami, and Aäron van den Oord. Data-efficient image recognition with contrastive predictive coding. *CoRR*, abs/1905.09272, 2019. URL <http://arxiv.org/abs/1905.09272>.
- Dan Hendrycks and Kevin Gimpel. Bridging nonlinearities and stochastic regularizers with gaussian error linear units. *CoRR*, abs/1606.08415, 2016.
- Matteo Hessel, Joseph Modayil, Hado van Hasselt, Tom Schaul, Georg Ostrovski, Will Dabney, Dan Horgan, Bilal Piot, Mohammad Gheshlaghi Azar, and David Silver. Rainbow: Combining improvements in deep reinforcement learning. In *Proceedings of the Thirty-Second AAAI Conference on Artificial Intelligence, (AAAI-18), the 30th innovative Applications of Artificial Intelligence (IAAI-18), and the 8th AAAI Symposium on Educational Advances in Artificial Intelligence (EAAI-18), New Orleans, Louisiana, USA, February 2-7, 2018*, pp. 3215–3222. AAAI Press, 2018.
- Toshihiko Hosoya, Stephen A Baccus, and Markus Meister. Dynamic predictive coding by the retina. *Nature*, 436(7047):71–77, 2005.
- Yanping Huang and Rajesh PN Rao. Predictive coding. *Wiley Interdisciplinary Reviews: Cognitive Science*, 2(5):580–593, 2011.
- Sergey Ioffe and Christian Szegedy. Batch normalization: Accelerating deep network training by reducing internal covariate shift. In *Proceedings of the 32nd International Conference on Machine Learning, ICML 2015, Lille, France, 6-11 July 2015*, volume 37 of *JMLR Workshop and Conference Proceedings*, pp. 448–456. JMLR.org, 2015.
- Lukasz Kaiser, Mohammad Babaeizadeh, Piotr Milos, Blazej Osinski, Roy H. Campbell, Konrad Czechowski, Dumitru Erhan, Chelsea Finn, Piotr Kozakowski, Sergey Levine, Afroz Mohiuddin, Ryan Sepassi, George Tucker, and Henryk Michalewski. Model based reinforcement learning for atari. In *8th International Conference on Learning Representations, ICLR 2020, Addis Ababa, Ethiopia, April 26-30, 2020*. OpenReview.net, 2020.
- Steven Kapturowski, Victor Campos, Ray Jiang, Nemanja Rakicevic, Hado van Hasselt, Charles Blundell, and Adrià Puigdomènech Badia. Human-level atari 200x faster. In *The Eleventh International Conference on Learning Representations, ICLR 2023, Kigali, Rwanda, May 1-5, 2023*. OpenReview.net, 2023.
- Michael Laskin, Kimin Lee, Adam Stooke, Lerrel Pinto, Pieter Abbeel, and Aravind Srinivas. Reinforcement learning with augmented data. In *Advances in Neural Information Processing Systems 33: Annual Conference on Neural Information Processing Systems 2020, NeurIPS 2020, December 6-12, 2020, virtual*, 2020a.
- Michael Laskin, Aravind Srinivas, and Pieter Abbeel. CURL: contrastive unsupervised representations for reinforcement learning. In *Proceedings of the 37th International Conference on Machine Learning, ICML 2020, 13-18 July 2020, Virtual Event*, volume 119 of *Proceedings of Machine Learning Research*, pp. 5639–5650. PMLR, 2020b.
- Yann LeCun. A path towards autonomous machine intelligence version 0.9. 2, 2022-06-27. *Open Review*, 62(1), 2022.
- Alex X Lee, Anusha Nagabandi, Pieter Abbeel, and Sergey Levine. Stochastic latent actor-critic: Deep reinforcement learning with a latent variable model. *Advances in Neural Information Processing Systems*, 33:741–752, 2020.
- Ilya Loshchilov and Frank Hutter. Decoupled weight decay regularization. In *7th International Conference on Learning Representations, ICLR 2019, New Orleans, LA, USA, May 6-9, 2019*. OpenReview.net, 2019.
- Marlos C Machado, Marc G Bellemare, Erik Talvitie, Joel Veness, Matthew Hausknecht, and Michael Bowling. Revisiting the arcade learning environment: Evaluation protocols and open problems for general agents. *Journal of Artificial Intelligence Research*, 61:523–562, 2018.
- Vincent Micheli, Eloi Alonso, and François Fleuret. Transformers are sample-efficient world models. In *The Eleventh International Conference on Learning Representations, ICLR 2023, Kigali, Rwanda, May 1-5, 2023*. OpenReview.net, 2023.

- Volodymyr Mnih, Koray Kavukcuoglu, David Silver, Andrei A. Rusu, Joel Veness, Marc G. Bellemare, Alex Graves, Martin A. Riedmiller, Andreas Fidjeland, Georg Ostrovski, Stig Petersen, Charles Beattie, Amir Sadik, Ioannis Antonoglou, Helen King, Dharshan Kumaran, Daan Wierstra, Shane Legg, and Demis Hassabis. Human-level control through deep reinforcement learning. *Nat.*, 518(7540):529–533, 2015. doi: 10.1038/nature14236.
- Volodymyr Mnih, Adrià Puigdomènech Badia, Mehdi Mirza, Alex Graves, Timothy P. Lillicrap, Tim Harley, David Silver, and Koray Kavukcuoglu. Asynchronous methods for deep reinforcement learning. In *Proceedings of the 33rd International Conference on Machine Learning, ICML 2016, New York City, NY, USA, June 19-24, 2016*, volume 48 of *JMLR Workshop and Conference Proceedings*, pp. 1928–1937. JMLR.org, 2016.
- Junhyuk Oh, Satinder Singh, and Honglak Lee. Value prediction network. *Advances in neural information processing systems*, 30, 2017.
- Aaron van den Oord, Yazhe Li, and Oriol Vinyals. Representation learning with contrastive predictive coding. *arXiv preprint arXiv:1807.03748*, 2018.
- Rajesh PN Rao and Dana H Ballard. Predictive coding in the visual cortex: a functional interpretation of some extra-classical receptive-field effects. *Nature neuroscience*, 2(1):79–87, 1999.
- Jan Robine, Marc Höftmann, Tobias Uelwer, and Stefan Harmeling. Transformer-based world models are happy with 100k interactions. In *The Eleventh International Conference on Learning Representations, ICLR 2023, Kigali, Rwanda, May 1-5, 2023*. OpenReview.net, 2023.
- Julian Schrittwieser, Ioannis Antonoglou, Thomas Hubert, Karen Simonyan, Laurent Sifre, Simon Schmitt, Arthur Guez, Edward Lockhart, Demis Hassabis, Thore Graepel, Timothy P. Lillicrap, and David Silver. Mastering atari, go, chess and shogi by planning with a learned model. *Nat.*, 588(7839):604–609, 2020. doi: 10.1038/s41586-020-03051-4.
- John Schulman, Philipp Moritz, Sergey Levine, Michael I. Jordan, and Pieter Abbeel. High-dimensional continuous control using generalized advantage estimation. In *4th International Conference on Learning Representations, ICLR 2016, San Juan, Puerto Rico, May 2-4, 2016, Conference Track Proceedings*, 2016.
- John Schulman, Filip Wolski, Prafulla Dhariwal, Alec Radford, and Oleg Klimov. Proximal policy optimization algorithms. *CoRR*, abs/1707.06347, 2017.
- Max Schwarzer, Ankesh Anand, Rishab Goel, R. Devon Hjelm, Aaron C. Courville, and Philip Bachman. Data-efficient reinforcement learning with self-predictive representations. In *9th International Conference on Learning Representations, ICLR 2021, Virtual Event, Austria, May 3-7, 2021*. OpenReview.net, 2021a.
- Max Schwarzer, Nitarshan Rajkumar, Michael Noukhovitch, Ankesh Anand, Laurent Charlin, R. Devon Hjelm, Philip Bachman, and Aaron C. Courville. Pretraining representations for data-efficient reinforcement learning. *CoRR*, abs/2106.04799, 2021b.
- Max Schwarzer, Johan Samir Obando-Ceron, Aaron C. Courville, Marc G. Bellemare, Rishabh Agarwal, and Pablo Samuel Castro. Bigger, better, faster: Human-level atari with human-level efficiency. In *International Conference on Machine Learning, ICML 2023, 23-29 July 2023, Honolulu, Hawaii, USA*, volume 202 of *Proceedings of Machine Learning Research*, pp. 30365–30380. PMLR, 2023.
- David Silver, Hado Hasselt, Matteo Hessel, Tom Schaul, Arthur Guez, Tim Harley, Gabriel Dulac-Arnold, David Reichert, Neil Rabinowitz, Andre Barreto, et al. The predictor: End-to-end learning and planning. In *International Conference on Machine Learning*, pp. 3191–3199. PMLR, 2017.
- Richard S. Sutton. Dyna, an integrated architecture for learning, planning, and reacting. *SIGART Bull.*, 2(4):160–163, 1991. doi: 10.1145/122344.122377.
- Richard S. Sutton and Andrew G. Barto. *Reinforcement Learning: An Introduction*. A Bradford Book, Cambridge, MA, USA, 2018. ISBN 0262039249.

- Richard S. Sutton, David A. McAllester, Satinder Singh, and Yishay Mansour. Policy gradient methods for reinforcement learning with function approximation. In *Advances in Neural Information Processing Systems 12, [NIPS Conference, Denver, Colorado, USA, November 29 - December 4, 1999]*, pp. 1057–1063. The MIT Press, 1999.
- Aviv Tamar, Yi Wu, Garrett Thomas, Sergey Levine, and Pieter Abbeel. Value iteration networks. *Advances in neural information processing systems*, 29, 2016.
- Laurens Van der Maaten and Geoffrey Hinton. Visualizing data using t-sne. *Journal of machine learning research*, 9(11), 2008.
- Hado van Hasselt, Matteo Hessel, and John Aslanides. When to use parametric models in reinforcement learning? In *Advances in Neural Information Processing Systems 32: Annual Conference on Neural Information Processing Systems 2019, NeurIPS 2019, December 8-14, 2019, Vancouver, BC, Canada*, pp. 14322–14333, 2019.
- Manuel Watter, Jost Springenberg, Joschka Boedecker, and Martin Riedmiller. Embed to control: A locally linear latent dynamics model for control from raw images. *Advances in neural information processing systems*, 28, 2015.
- Ronald J. Williams and Jing Peng. Function optimization using connectionist reinforcement learning algorithms. *Connection Science*, 3(3):241–268, 1991. doi: 10.1080/09540099108946587.
- Denis Yarats, Ilya Kostrikov, and Rob Fergus. Image augmentation is all you need: Regularizing deep reinforcement learning from pixels. In *9th International Conference on Learning Representations, ICLR 2021, Virtual Event, Austria, May 3-7, 2021*. OpenReview.net, 2021.
- Weirui Ye, Shaohuai Liu, Thanard Kurutach, Pieter Abbeel, and Yang Gao. Mastering atari games with limited data. In *Advances in Neural Information Processing Systems 34: Annual Conference on Neural Information Processing Systems 2021, NeurIPS 2021, December 6-14, 2021, virtual*, pp. 25476–25488, 2021.
- Jure Zbontar, Li Jing, Ishan Misra, Yann LeCun, and Stéphane Deny. Barlow twins: Self-supervised learning via redundancy reduction. In *Proceedings of the 38th International Conference on Machine Learning, ICML 2021, 18-24 July 2021, Virtual Event*, volume 139 of *Proceedings of Machine Learning Research*, pp. 12310–12320. PMLR, 2021.
- Amy Zhang, Rowan Thomas McAllister, Roberto Calandra, Yarin Gal, and Sergey Levine. Learning invariant representations for reinforcement learning without reconstruction. In *9th International Conference on Learning Representations, ICLR 2021, Virtual Event, Austria, May 3-7, 2021*. OpenReview.net, 2021.

A ETHICS STATEMENT

The advancements in developing Simple, Good, and Fast (SGF) world models for reinforcement learning can significantly enhance various fields by making advanced techniques more accessible and reducing computational demands. While this democratization can drive innovation in areas like robotics and autonomous systems, it also raises ethical concerns, such as potential misuse in surveillance or autonomous weaponry. Therefore, it is crucial for the research community to address these risks and develop guidelines to ensure responsible use.

B RELATIONS TO OTHER METHODS

B.1 RECONSTRUCTION-FREE MODELS

Previous world models learning in imagination rely on image reconstructions. However, there are other approaches that learn a model without relying on image reconstructions, which we will discuss in this section.

Value equivalence. In the *value equivalence* paradigm, trajectories of the model must achieve the same cumulative rewards as those in the real environment, regardless of whether the produced hidden states correspond to any real environment states or not. These models are used for decision-time planning. For instance, MuZero (Schrittwieser et al., 2020) trains a model with hidden states by predicting the policy, the value function, and the reward. EfficientZero (Ye et al., 2021) extends this objective by introducing a self-supervised consistency loss with a projector and a predictor network, which shares similarities with our temporal consistency loss. However, they predict the next representation before feeding it into the projector, rather than employing an action-conditioned predictor. Additionally, their approach bears more resemblance to SimSiam (Chen & He, 2021), as they utilize the stop-gradient operation and lack explicit information maximization.

Auxiliary tasks and bisimulation metrics. Learning a model as an auxiliary task can improve the representations of the model-free agent. Although these approaches only share a loose connection to generative world models, they typically are reconstruction-free. For instance, SPR (Schwarzer et al., 2021a) learns a transition model to predict the latent states of future time steps using a projector and a predictor network, incorporating data augmentation. Their architecture shares similarities with ours, however, their transition model is convolutional, and they predict the next representation before feeding it into the projector (similar to EfficientZero). Moreover, their methodology is influenced by BYOL (Grill et al., 2020), utilizing a momentum encoder and lacking explicit information maximization. SPI (Schwarzer et al., 2021b) combines SPR with goal-conditioned RL and inverse dynamics modelling, i.e., predicting the action a_t from states s_t and s_{t+1} . They pretrain an encoder on unlabelled data, which is later finetuned on task-specific data.

A special type of auxiliary tasks are connected to bisimulation metrics, where “behaviorally similar” states are grouped together (Ferns & Precup, 2014). Similar to our approach, this also amounts to learning a reward model and a (distributional) latent transition model (by minimizing the Wasserstein distance). Prominent works include DeepMDP (Gelada et al., 2019), which still requires reconstructions for good results on Atari, and DBC (Zhang et al., 2021).

B.2 SELF-SUPERVISED REPRESENTATION LEARNING

Our self-supervised representation learning framework is similar to existing visual representation learning methods. We describe the differences to the most related works. Note that a common difference is our architecture, as we employ layer normalization instead of batch normalization (Ioffe & Szegedy, 2015), SiLU instead of ReLU nonlinearities, and no ResNet-based encoder (He et al., 2016).

Relation to VICReg (Bardes et al., 2022). Our work is greatly inspired by VICReg, which is used to learn representations of (stationary) images. Originally, the same image is augmented and fed into both branches of the Siamese neural network. We augment two successive image observations, so the two branches get different inputs, which are nonetheless related. Furthermore, VICReg maximizes

the similarity between the embeddings z and z' directly, whereas we integrate an action-conditioned predictor network, since the observations o and o' might have a more complicated connection.

Relation to BYOL (Grill et al., 2020) **and SimSiam** (Chen & He, 2021). The basis of our self-supervised learning setup is a combination of ideas from VICReg and BYOL. Specifically, we adopt the predictor network concept from BYOL but utilize the regularization terms from VICReg, omitting BYOL’s momentum encoder. Additionally, our predictor network is action-conditioned. Similarly, our method is related to SimSiam (Chen & He, 2021), which also employs a predictor network, but we do not need the stop-gradient operation.

From a practical perspective, these methods could likely achieve comparable performance with appropriate hyperparameter tuning. However, our decision to use VICReg was motivated by its conceptual advantages, which we believe make it particularly suitable for our framework: Specifically, VICReg offers two key advantages over BYOL and SimSiam. First, it avoids the need for additional target networks updated through moving averages (as in BYOL). Second, VICReg has a more established theoretical foundation for its loss functions, leveraging variance and covariance regularization to prevent representation collapse. In contrast, BYOL and SimSiam rely on mechanisms like target networks or stop-gradient operations, which are more heuristic in nature.

B.3 MODEL-FREE DATA AUGMENTATION

Our method is model-based, but there are model-free methods that also use data augmentation. Laskin et al. (2020a) also use data augmentation to increase the sample efficiency, but by augmenting the image observations passed to the model-free agent. Yarats et al. (2021) additionally regularize the value function such that it is invariant to the augmentations.

C ADDITIONAL ANALYSIS




Figure 7: Comparison of two-dimensional t-SNE embeddings of the learned representations with and without temporal consistency. When only maximizing information, the representations are arranged in Gaussian blobs, which are harder to predict. We show the representations of one episode in Pong.

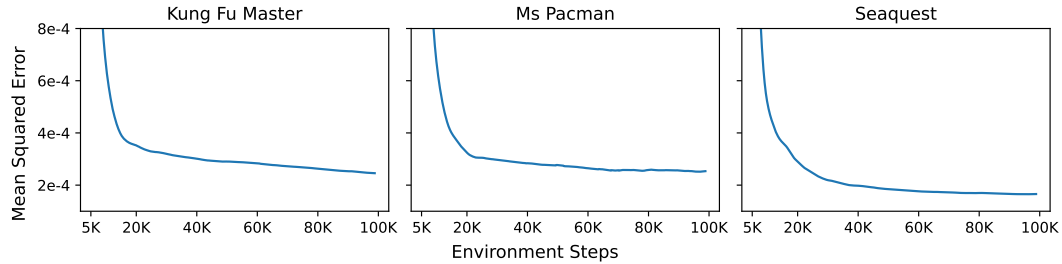
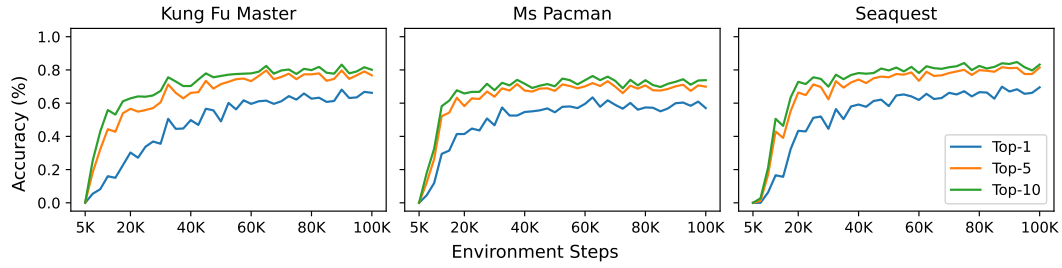


Figure 8: Additional analysis of the decoder from Section 4.1. We start training after collecting 5000 environment steps.

D DETAILED RESULTS

Table 2: Comparison with other methods on the Atari100k benchmark. Averaged over 10 seeds.

Game	Random	Human	Model-free	Lookahead	Learning in imagination			(std. dev.)
			SPR	Eff. Zero	IRIS	DreamerV3	SGF	
Alien	227.8	7127.7	841.9	808.5	420.0	959	518.8	(116.7)
Amidar	5.8	1719.5	179.7	148.6	143.0	139	62.7	(19.4)
Assault	222.4	742.0	565.6	1263.1	1524.4	706	850.1	(250.3)
Asterix	210.0	8503.3	962.5	25557.8	853.6	932	802.5	(317.5)
Bank Heist	14.2	753.1	345.4	351.0	53.1	649	58.7	(38.9)
Battle Zone	2360.0	37187.5	14834.1	13871.2	13074.0	12250	3747.0	(1240.3)
Boxing	0.1	12.1	35.7	52.7	70.1	78	83.4	(10.7)
Breakout	1.7	30.5	19.6	414.1	83.7	31	50.7	(37.6)
Chopper Cmd.	811.0	7387.8	946.3	1117.3	1565.0	420	1775.4	(593.9)
Crazy Climber	10780.5	35829.4	36700.5	83940.2	59324.2	97190	15751.3	(5488.9)
Demon Attack	152.1	1971.0	517.6	13003.9	2034.4	303	2809.5	(749.2)
Freeway	0.0	29.6	19.3	21.8	31.1	0	11.9	(4.7)
Frostbite	65.2	4334.7	1170.7	296.3	259.1	909	265.6	(8.6)
Gopher	257.6	2412.5	660.6	3260.3	2236.1	3730	416.4	(133.7)
Hero	1027.0	30826.4	5858.6	9315.9	7037.4	11161	1522.9	(1513.1)
James Bond	29.0	302.8	366.5	517.0	462.7	445	280.9	(60.9)
Kangaroo	52.0	3035.0	3617.4	724.1	838.2	4098	271.2	(298.0)
Krull	1598.0	2665.5	3681.6	5663.3	6616.4	7782	7813.7	(1598.0)
Kung Fu Master	258.5	22736.3	14783.2	30944.8	21759.8	21420	20169.8	(8206.7)
Ms Pacman	307.3	6951.6	1318.4	1281.2	999.1	1327	1356.8	(775.8)
Pong	-20.7	14.6	-5.4	20.1	14.6	18	12.6	(10.0)
Private Eye	24.9	69571.3	86.0	96.7	100.0	882	405.5	(1144.3)
Qbert	163.9	13455.0	866.3	13781.9	745.7	3405	685.0	(68.3)
Road Runner	11.5	7845.0	12213.1	17751.3	9614.6	15565	8164.2	(4066.8)
Seaquest	68.4	42054.7	558.1	1100.2	661.3	618	476.8	(88.7)
Up n' Down	533.4	11693.2	10859.2	17264.2	3546.2	N/A	7745.0	(8515.7)
Normalized mean	0.000	1.000	0.616	1.943	1.046	1.12	0.884	
Normalized median	0.000	1.000	0.396	1.090	0.289	0.49	0.152	

Table 3: Mean scores for the ablation studies.

Ablation	Boxing	Breakout	Kung Fu Master	Ms Pacman	Pong
SGF (default)	83.4	50.7	20169.8	1356.8	12.6
No augmentations	1.6	9.1	6031.4	847.6	-20.6
No action stacking	63.3	22.9	11981.2	651.4	-3.1
No frame stacking	12.1	8.2	17833.2	708.4	3.2
No temporal consistency	0.0	6.4	17008.8	754.3	-20.6
Sample-contrastive	77.4	25.1	19237.2	1162.6	6.4

Table 4: Total training times of various methods on the Atari 100k benchmark. They are approximated for an NVIDIA V100 GPU.

Method	Runtime (hours)
SPR	2.3
SGF (ours)	3
DreamerV3	12
TWM	20
EfficientZero	29
IRIS	168
SimPLE	240

Table 5: Detailed time breakdown. Percentages in the lower half are relative to the default setting, obtained by enabling or disabling components.

Component	Percentage
Total training	100 %
World model training	63 %
Policy training	37 %
– No augmentations	–16 %
– No action stacking	–0.1 %
– No frame stacking	–0.1 %
+ With decoder	+19 %

E ADDITIONAL ABLATIONS

Table 6: Mean scores for additional ablation studies.

Ablation	Boxing	Breakout	Kung Fu Master	Ms Pacman	Pong
SGF	83.9	42.2	22626.2	1134.0	14.8
Projector $\times 4$	79.1	23.7	22481.4	1176.1	6.7
Transition $\times 4$	82.9	27.1	23779.4	1208.7	13.5
Actor/critic $\times 4$	77.9	29.7	17627.8	787.5	1.7
Horizon = 15	57.9	30.9	21579.4	978.1	-0.4
Training $\times 4$	64.1	29.0	14035.8	572.4	13.3
Stack size = 8	68.1	21.8	19171.2	1154.7	11.5
Stack size = 12	35.3	14.4	16423.6	1042.8	12.6
Recurrent transition	71.7	11.8	18639.4	1105.5	13
Recurrent predictors	87.8	9.4	16086.2	1032.1	10.5

In this section we provide additional ablation studies to analyze the effect of increasing the model size and training time. The results are shown in Table 6. We evaluated these additional ablation studies on 5 instead of 10 random seeds. We observe that the default configuration of SGF performs best in most cases. The ablations are as follows:

1. Projector $\times 4$: We increase the hidden dimension of the projector network from 2048 to 8192. This increases the number of parameters of this network from 9.5M to 88M.
2. Transition $\times 4$: We increase the hidden dimension of the transition network from 1024 to 4096. This increases the number of parameters of this network from 5.2M to 71.3M.
3. Actor/critic $\times 4$: We increase the hidden dimension of the actor and critic networks from 512 to 2048. This increases the total number of parameters of the agent from 0.5M to 8.4M.
4. Horizon = 15: We increase the imagination horizon H from 10 to 15 steps, and reduce the imagination batch size to 2048 to keep the effective batch size constant.
5. Training $\times 4$: We train the world model and the agent with two batches per environment step instead of one batch every second step. This effectively multiplies the training time by four and is similar to the training time of DreamerV3.
6. Stack size = 8: We stack 8 frames and actions instead of 4.
7. Stack size = 12: We stack 12 frames and actions instead of 4.
8. Recurrent transition: We incorporate a recurrent layer (LSTM) into the transition network, placing it after the five hidden linear layers and before the final output layer. This requires several changes in the implementation, since the recurrent states must be maintained and passed between steps.
9. Recurrent predictors: We make the transition, reward, and terminal distributions recurrent by introducing a shared three-layer MLP followed by an LSTM layer. The output of the LSTM is then fed into a two-layer transition head, as well as the reward and terminal networks.

F IMPLEMENTATION DETAILS

Implementing a world model involves numerous design choices, many of which may seem arbitrary at the first glance or are obscured in the source code. In the following, we explain all of our implementation details.

Stacking and preprocessing. As detailed in Section 2.2, we stack the m most recent observations and actions, with $m = 4$. Frame stacking also plays a role in our representation learning approach, with observations \mathbf{o} and \mathbf{o}' sharing information from three subsequent frames. For data augmentation, we apply the transformations proposed for Atari by Yarats et al. (2021), i.e., random shifts and imagewise intensity jittering.

Distributions. We model the transition distribution using independent normal distributions with unit variance, i.e., $p_\theta(\mathbf{y}' | \mathbf{y}, \mathbf{a}) = \mathcal{N}(\mathbf{y}' | \mu_\theta(\mathbf{y}, \mathbf{a}), \mathbf{I}_d)$, where μ_θ is a neural network computing the mean vector. We chose this distribution since the loss function reduces to minimizing the mean squared error $\frac{1}{2} \|\mu_\theta(\mathbf{y}, \mathbf{a}) - \mathbf{y}'\|_2^2$. Also, the mean that we use for prediction is available without further computation. We model the reward distribution $p_\theta(r | \mathbf{y}, \mathbf{a}, \mathbf{y}')$ using discrete regression with two-hot encoded targets and symlog predictions, as recently proposed by Hafner et al. (2023). Although not yet being a widely used approach, it makes reward prediction stable across different scales without the need for domain-specific reward normalization or hyperparameter tuning. We model the terminal distribution using a Bernoulli distribution, i.e., $p_\theta(e | \mathbf{y}, \mathbf{a}, \mathbf{y}') = \text{Bernoulli}(e | \sigma_\theta(\mathbf{y}, \mathbf{a}, \mathbf{y}'))$, where σ_θ is a neural network computing the terminal probability. We chose this distribution since it is a common choice for distributions with binary support; the loss function reduces to the binary cross-entropy, and the mode can be computed by $[\sigma_\theta(\mathbf{y}, \mathbf{a}, \mathbf{y}') \geq 0.5]$ with the squared brackets being Iverson brackets.

Architecture. All networks use SiLU nonlinearities (Hendrycks & Gimpel, 2016) to prevent dead ReLUs, especially given that the data is coming from an ever-changing replay buffer. Furthermore, we employ layer normalization (Ba et al., 2016) in all networks. The encoder f_θ consists of four convolutional layers with a kernel size of 4, stride of 2, and padding size of 1, followed by a linear layer that computes representations of dimension $d = 512$. To stabilize training, the representations are also normalized using layer normalization; refer to Section 5.2 for our motivation. The projector network is an MLP with two hidden layers of dimension 2048, computing embeddings of dimension $D = 2048$; these dimension have been proven to strike a good balance between qualitative performance and architecture size for VICReg (Garrido et al., 2022). The predictor network uses the same architecture as the projector network. The network of the transition distribution is an MLP with five hidden layers of dimension 1024, and a residual connection from the input to the output. The networks of the reward distribution, terminal distribution, policy, and value function are MLPs with two hidden layers of dimension 1024. We use the AdamW optimizer (Loshchilov & Hutter, 2019) for all networks and loss functions.

Actor-critic. We estimate advantages using generalized advantage estimation (Schulman et al., 2016) and calculate multi-step truncated λ -returns (Sutton & Barto, 2018) as the target for the value function. To improve exploration and prevent early convergence to suboptimal policies, we add the entropy of the policy to the objective (Williams & Peng, 1991; Mnih et al., 2016). Additionally, we adopt the following strategies from DreamerV3 (Hafner et al., 2023), which have demonstrated success across various environments and reward scales without domain-specific fine-tuning. For advantage computation, the returns are normalized by mapping the 5th and the 95th percentile to 0 and 1, respectively. The value function utilizes the same discrete regression approach as the reward predictor, i.e., two-hot encoded targets and symlog predictions. A target network, which is the exponential moving average of the online value network, computes additional targets for the value function. This allows for estimating returns using the online network instead of the target network.

Algorithm 1: SGF’s main training procedure.

Input: environment \mathcal{E} , environment steps M , imagination horizon H
initialize replay buffer \mathcal{D}
initialize networks of the world model and the policy
for $i \in \{1, \dots, M\}$ **do**
 execute action in \mathcal{E} according to policy π_ϕ
 store observed transition in \mathcal{D}
 # all following computations are batch-wise
 if world model update **then**
 sample batch of transitions $\tau \sim \mathcal{D}$
 estimate $\mathcal{L}_{\text{Repr.}}(\theta)$ and $\mathcal{L}_{\text{Dyn.}}(\theta)$ according to (2), (4)
 update θ to minimize the losses
 if policy update **then**
 # sample from arbitrary time steps
 sample batch of observations $\mathbf{O} \sim \mathcal{D}$
 encode observations $\mathbf{Y}_1 = f_\theta(\mathbf{O})$
 for $t \in \{1, \dots, H\}$ **do**
 select actions $\mathbf{A}_t \sim \pi_\phi(\mathbf{A}_t | \mathbf{Y}_t)$
 predict $\mathbf{Y}_{t+1} \sim p_\theta(\mathbf{Y}_{t+1} | \mathbf{Y}_t, \mathbf{A}_t)$
 predict $\mathbf{r}_{t+1} \sim p_\theta(\mathbf{r}_{t+1} | \mathbf{Y}_t, \mathbf{A}_t, \mathbf{Y}_{t+1})$
 predict $\mathbf{e}_{t+1} \sim p_\theta(\mathbf{e}_{t+1} | \mathbf{Y}_t, \mathbf{A}_t, \mathbf{Y}_{t+1})$
 update ϕ actor-critic style using trajectories

Table 7: Summary of all hyperparameters. Note that we use the original coefficients for VICReg.

Hyperparameter	Symbol	Value
Dimensionality of y	d	512
Dimensionality of z	D	2048
Consistency coefficient	η	12.5
Covariance coefficient	ρ	1.0
Variance coefficient	ν	25.0
Frame resolution	–	64×64
Grayscale frames	–	No
Terminal on loss of life	–	Yes
Frame and action stacking	m	4
Random shifts	–	0–3 pixels
Discount factor	γ	0.997
λ -return parameter	λ	0.95
Entropy coefficient	–	1×10^{-3}
Target network decay	–	0.98
World model training interval	–	Every 2nd environment step
Policy training interval	–	Every 2nd environment step
Environment steps	M	100 000
Initial random steps	–	5000
World model batch size	–	1024
World model learning rate	–	6×10^{-4}
World model warmup steps	–	5000
World model weight decay	–	1×10^{-3}
World model gradient clipping	–	10.0
Imagination batch size	–	3072
Imagination horizon	H	10
Actor-critic learning rate	–	2.4×10^{-4}
Actor-critic gradient clipping	–	100.0
Policy temperature for evaluation	–	0.5 (0.01 for Freeway)
Random actions during collection	–	1%