

REASONINGFLOW: Semantic Structure of Complex Reasoning Traces

Jinu Lee, Sagnik Mukherjee, Dilek Hakkani-Tur, Julia Hockenmaier

University of Illinois Urbana-Champaign

{jinulee2, sagnikm3, dilek, juliahmr}@illinois.edu

Abstract

Large reasoning models (LRMs) generate complex reasoning traces with planning, reflection, verification, and backtracking. In this work, we introduce REASONINGFLOW, a unified schema for analyzing the semantic structures of these complex traces. REASONINGFLOW parses traces into directed acyclic graphs, enabling the characterization of distinct reasoning patterns as subgraph structures. This human-interpretable representation offers promising applications in understanding, evaluating, and enhancing the reasoning processes of LRMs.

1 Introduction

Large language models (LLMs) have shown remarkable step-by-step reasoning ability (Wei et al., 2022; Kojima et al., 2022). In step-by-step reasoning, LLMs first generate *traces* of intermediate steps that lead to the final answer instead of directly outputting the answer.

Recently, LLMs specifically trained for strong reasoning ability (Large Reasoning Models (LRMs); e.g., DeepSeek-R1 (Guo et al., 2025), QwQ (Qwen, 2024)) have shown outstanding performance in challenging tasks such as olympiad-level math. These models generate long reasoning traces with complex structures such as planning, verification, and backtracking (Gandhi et al., 2025). While existing works analyzing the LRM-specific reasoning patterns adopt superficial methods such as keyword match (Yeo et al., 2025) or zero-shot classification (Gandhi et al., 2025), they fail to address the deep semantic structures of the trace.

In this work, we propose REASONINGFLOW, a fine-grained scheme for annotating the semantic structure of LRMs’ traces. By building an explicit directed acyclic graph structure, REASONINGFLOW can characterize diverse reasoning patterns as corresponding subgraph patterns. REASONINGFLOW enables deeper understanding of

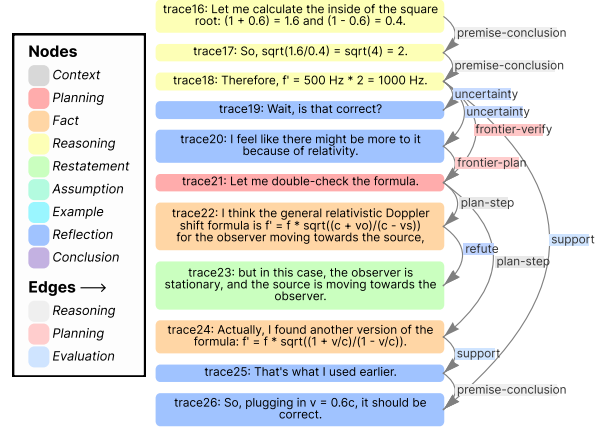


Figure 1: REASONINGFLOW annotates the semantic structure of a complex reasoning trace. Graph-based structure provides rich contextual information about complex cognitive processes like self-verification, as shown in the example.

LRM-generated traces, possibly leading to explainable methods for trace validity evaluation and increasing reasoning efficiency.

2 Related works

Reasoning traces of LLMs and human-written argumentative texts are both sequences of steps that lead to a specific conclusion (Liu et al., 2023). Therefore, it motivates investigating the logical *structure* of LLM-generated traces, as argumentation structures have enabled explainable evaluation (Stab and Gurevych, 2017) and compression (Xu et al., 2020) in argumentative texts.

One common approach to analyze the logical structure of traces is to use *entailment graphs*, where premise steps are linked to respective conclusions to form a directed acyclic graph (DAG) (Ling et al., 2023; Mukherjee et al., 2025). However, these works solely relied on LLMs for annotation without any human supervision, and their schema cannot extend to diverse reasoning patterns beyond the basic premise-conclusion relationship.

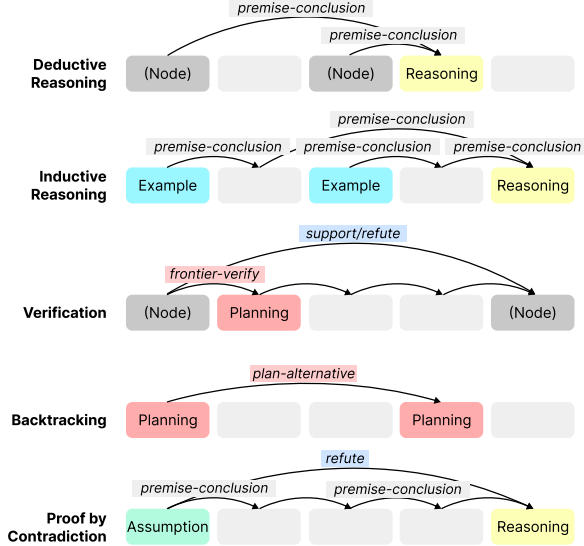


Figure 2: Examples of different reasoning patterns shown in REASONINGFLOW graphs.

Recent works on LRMs identify LRM-specific reasoning patterns by lexical match (Yeo et al., 2025) or LLM-based classification (Gandhi et al., 2025). However, these classification-based approaches cannot provide further information about how statements relate (e.g., *Which previous statement is being verified?*), ignoring the structural aspects of reasoning.

3 REASONINGFLOW

3.1 Annotation scheme

In REASONINGFLOW, each question and reasoning trace is segmented into **nodes**, which are contiguous, non-overlapping text snippets ranging from clauses to sentences. We define 8 node classes based on their semantic roles in the reasoning, such as Plan, Reasoning, and Reflection (Table 1).

Edges then connect these nodes to form a labeled DAG, which captures the left-to-right information flow in autoregressive generation (Ling et al., 2023). REASONINGFLOW has three main edge types – reasoning, planning, and evaluation – with a total of 14 fine-grained labels (Table 2).

REASONINGFLOW reveals important reasoning structures, including deductive/inductive reasoning, verification, backtracking, and proof-by-contradiction, as subgraph patterns (Figure 2; Appendix B). Unified graph schema of REASONINGFLOW provides richer structural information than existing shallow methods (Yeo et al., 2025; Gandhi et al., 2025).

Detailed descriptions about node and edge labels

can be found in Appendix A.

3.2 Dataset

To construct sample annotations for REASONINGFLOW, we sample 30 problems (15 math, 8 chemistry, 7 physics) and QwQ-32B-Preview (Qwen, 2024) traces from Sky-T1-data (NovaSky, 2025). The authors manually annotated the entire DAG, from node segmentation, classification, and edge connection using a dedicated web-based interface. Detailed statistics of REASONINGFLOW can be found in Appendix C.

4 Potential applications

4.1 Validity evaluation

Existing methods for evaluating LLMs’ reasoning traces (e.g., Process Reward Models (Lightman et al., 2023), LLM-as-a-judge (Gu et al., 2024)) do not generalize to LRM traces due to their verbosity and complex structures (Lee and Hockenmaier, 2025). When evaluating the validity of a step, edge annotations allow using only *connected nodes* instead of the entire trace (Mukherjee et al., 2025). Furthermore, REASONINGFLOW’s node annotations allow bypassing non-reasoning steps that PRMs often falsely regard as errors (e.g., planning, reflection) (Kim et al., 2025).

4.2 Increasing efficiency of LRMs

LRMs are often criticized for generating overly lengthy reasoning traces for a relatively simple problem (Sui et al., 2025). As REASONINGFLOW can determine which nodes are necessary for deriving the final answer by analyzing the ancestors in the DAG, it can be used to compress long traces for distillation (Qu et al., 2025) or detect unpromising directions during the inference (Sui et al., 2025).

5 Conclusion

In this paper, we introduce REASONINGFLOW, an annotation scheme that can annotate complex semantic structures of reasoning traces generated by LRMs. REASONINGFLOW annotates different semantic roles of nodes such as Reasoning, Planning, Facts, and Restatements, and connects them into a labeled directed acyclic graph that denotes interactions such as deductive reasoning, verification, and backtracking. REASONINGFLOW can be potentially adopted to understand and improve LRMs’ behaviors, including precise evaluation and increasing efficiency.

References

- Kanishk Gandhi, Ayush Chakravarthy, Anikait Singh, Nathan Lile, and Noah D Goodman. 2025. Cognitive behaviors that enable self-improving reasoners, or, four habits of highly effective stars. *arXiv preprint arXiv:2503.01307*.
- Martin Gebser, Roland Kaminski, Benjamin Kaufmann, and Torsten Schaub. 2014. Clingo= asp+ control: Preliminary report. *arXiv preprint arXiv:1405.3694*.
- Jiawei Gu, Xuhui Jiang, Zhichao Shi, Hexiang Tan, Xuehao Zhai, Chengjin Xu, Wei Li, Yinghan Shen, Shengjie Ma, Honghao Liu, and 1 others. 2024. A survey on llm-as-a-judge. *arXiv preprint arXiv:2411.15594*.
- Daya Guo, Dejian Yang, Haowei Zhang, Junxiao Song, Ruoyu Zhang, Runxin Xu, Qihao Zhu, Shitong Ma, Peiyi Wang, Xiao Bi, and 1 others. 2025. Deepseek-r1: Incentivizing reasoning capability in llms via reinforcement learning. *arXiv preprint arXiv:2501.12948*.
- Seungone Kim, Ian Wu, Jinu Lee, Xiang Yue, Seongyun Lee, Mingyeong Moon, Kiril Gashteovski, Carolin Lawrence, Julia Hockenmaier, Graham Neubig, and 1 others. 2025. Scaling evaluation-time compute with reasoning models as process evaluators. *arXiv preprint arXiv:2503.19877*.
- Takeshi Kojima, Shixiang Shane Gu, Machel Reid, Yutaka Matsuo, and Yusuke Iwasawa. 2022. Large language models are zero-shot reasoners. *Advances in neural information processing systems*, 35:22199–22213.
- Jinu Lee and Julia Hockenmaier. 2025. Evaluating step-by-step reasoning traces: A survey. *arXiv preprint arXiv:2502.12289*.
- Hunter Lightman, Vineet Kosaraju, Yuri Burda, Harrison Edwards, Bowen Baker, Teddy Lee, Jan Leike, John Schulman, Ilya Sutskever, and Karl Cobbe. 2023. Let’s verify step by step. In *The Twelfth International Conference on Learning Representations*.
- Zhan Ling, Yunhao Fang, Xuanlin Li, Zhiao Huang, Mingu Lee, Roland Memisevic, and Hao Su. 2023. Deductive verification of chain-of-thought reasoning. *Advances in Neural Information Processing Systems*, 36:36407–36433.
- Boyang Liu, Viktor Schlegel, Riza Theresa Batista-Navarro, and Sophia Ananiadou. 2023. Argument mining as a multi-hop generative machine reading comprehension task. In *Findings of the Association for Computational Linguistics: EMNLP 2023*, pages 10846–10858.
- William C Mann and Sandra A Thompson. 1987. *Rhetorical structure theory: A theory of text organization*. University of Southern California, Information Sciences Institute Los Angeles.
- Sara Vera Marjanović, Arkil Patel, Vaibhav Adlakha, Milad Aghajohari, Parishad BehnamGhader, Mehar Bhatia, Aditi Khandelwal, Austin Kraft, Benno Kroker, Xing Han Lù, Nicholas Meade, Dongchan Shin, Amirhossein Kazemnejad, Gaurav Kamath, Marius Mosbach, Karolina Stańczak, and Siva Reddy. 2025. [Deepseek-r1 thoughtology: Let’s <think> about llm reasoning](#). *Preprint*, arXiv:2504.07128.
- Sagnik Mukherjee, Abhinav Chinta, Takyoung Kim, Tarun Anoop Sharma, and Dilek Hakkani-Tür. 2025. Premise-augmented reasoning chains improve error identification in math reasoning with llms. *arXiv preprint arXiv:2502.02362*.
- NovaSky. 2025. [Sky-t1: Train your own o1 preview model within \\$450](#). Accessed: 2025-01-09.
- Xiaoye Qu, Yafu Li, Zhaochen Su, Weigao Sun, Jianhao Yan, Dongrui Liu, Ganqu Cui, Daizong Liu, Shuxian Liang, Junxian He, and 1 others. 2025. A survey of efficient reasoning for large reasoning models: Language, multimodality, and beyond. *arXiv preprint arXiv:2503.21614*.
- Qwen. 2024. Qwq: Reflect deeply on the boundaries of the unknown. *HuggingFace*.
- Christian Stab and Iryna Gurevych. 2017. Parsing argumentation structures in persuasive essays. *Computational Linguistics*, 43(3):619–659.
- Yang Sui, Yu-Neng Chuang, Guanchu Wang, Jiamu Zhang, Tianyi Zhang, Jiayi Yuan, Hongyi Liu, Andrew Wen, Hanjie Chen, Xia Hu, and 1 others. 2025. Stop overthinking: A survey on efficient reasoning for large language models. *arXiv preprint arXiv:2503.16419*.
- James Thorne, Andreas Vlachos, Christos Christodoulopoulos, and Arpit Mittal. 2018. Fever: a large-scale dataset for fact extraction and verification. In *Proceedings of the 2018 Conference of the North American Chapter of the Association for Computational Linguistics: Human Language Technologies, Volume 1 (Long Papers)*, pages 809–819.
- Yue Wang, Qiuzhi Liu, Jiahao Xu, Tian Liang, Xingyu Chen, Zhiwei He, Linfeng Song, Dian Yu, Juntao Li, Zhuosheng Zhang, and 1 others. 2025. Thoughts are all over the place: On the underthinking of o1-like llms. *arXiv preprint arXiv:2501.18585*.
- Jason Wei, Xuezhi Wang, Dale Schuurmans, Maarten Bosma, Fei Xia, Ed Chi, Quoc V Le, Denny Zhou, and 1 others. 2022. Chain-of-thought prompting elicits its reasoning in large language models. *Advances in neural information processing systems*, 35:24824–24837.
- Huihui Xu, Jaromír Šavelka, and Kevin D Ashley. 2020. Using argument mining for legal text summarization. In *Legal Knowledge and Information Systems*, pages 184–193. IOS Press.

A REASONINGFLOW scheme

The objective of REASONINGFLOW is to identify the logical structure of Chain-of-thought reasoning traces, especially ones generated by large reasoning models. REASONINGFLOW has two main structural components, namely **nodes** and **edges**.

Nodes Reasoning traces are segmented into nodes, which are syntactically non-overlapping segments from clauses to multi-line paragraphs. The authors manually determined the node boundary based on semantic atomicity. Basic segmentation units are sentences or lines. However, if the sentence contains clauses that might be assigned different node labels, they are separated. For instance, the sentence *"I should also consider the possibility of forming 1-butene or other isomers, but given the structure, 2-methylbut-1-ene seems to be the only plausible product."* can be segmented by the red comma, where the first segment is a Planning node and the second is a Reasoning node.

Each node is assigned a unique label based on its semantic role. The detailed definitions of the node labels are presented in Table 1.

Edges Edges show the semantic relationship between different nodes. REASONINGFLOW assumes that the edges always start from the earlier nodes (predecessors) and end at the later nodes (successors), forming a left-to-right directed acyclic graph (DAG). While transitive, constituent trees are the standard structure in discourse/argumentation parsing (Mann and Thompson, 1987; Stab and Gurevych, 2017), DAG acknowledges the left-to-right information flow created by the autoregressive generation of LLM and widely accepted in reasoning trace structure analysis literature (Ling et al., 2023; Mukherjee et al., 2025; Marjanović et al., 2025). Another benefit of DAG is that it allows a simple 2-stage parsing algorithm: (1) select the direct predecessors as a binary classification problem (*Is there an edge between two nodes?*) and (2) label the edges.

There are two basic axioms for drawing an edge between two nodes. First, the set of predecessors should include antecedents for all the pronouns and definitions for all the symbols used in the successor node. This ensures that one can fully understand and evaluate the successor by only looking at the connected predecessors, a deliberate design choice to support graph-based evaluation (Ling et al., 2023; Mukherjee et al., 2025). Second, if

there are multiple instances of lexically similar predecessors (due to restatements), one must first follow the coreference resolution/symbol definition (typically within the same paragraph), and otherwise choose the earliest node. This rule preserves the local semantic structure (e.g., paragraph level) when analyzing long reasoning traces.

There are 3 coarse edge label categories (Reasoning, Planning, and Evaluation). Each category corresponds to specific sub-structures of reasoning. First, Reasoning edges capture conventional reasoning processes (e.g., deductive, inductive reasoning). Next, Planning edges annotate high-level structures of the solution introduced by top-down planning (Gandhi et al., 2025), and finally, Evaluation edges show the LRM’s attitude (confidence, sentiment, ...) about the self-generated reasoning paths. There are 14 fine-grained edge labels under these three categories; detailed definitions can be found in Table 2.

B Subgraph matching

REASONINGFLOW reveals reasoning behaviors as specific subgraph patterns. Hence, we develop a subgraph querying engine to detect user-specified patterns based on Answer Set Programming (ASP) (Gebser et al., 2014). ASP provides an efficient way to query complex graphs based on logic programming syntax.

In the querying engine, REASONINGFLOW graphs are expressed as set of predicates, node/2 or edge/3¹. These predicates store the node and edge information with labels, e.g., node(trace0, "restatement"), edge(trace0, trace1, "frontier-plan"). Furthermore, auxiliary predicates are automatically added for user convenience. For instance, connected/2 denote the connectivity of two nodes in the transitive closure, and distance/3 tells the distance between two nodes. Using these predicates, one can query the graph structure to retrieve the tuple of node identifiers that satisfy the condition.

Figure 3 demonstrates how a specific reasoning pattern (verification) can be queried in our engine. The query searches for three nodes (X, Y, Z) that satisfies (1) Y is a planning node, (2) there exists a node X where $X \rightarrow Y$ edge is labeled Frontier-Verify, and (3) there exists a node Z that is connected to Y under transitive closure and directly

¹In ASP, pred/ N indicates that the predicate pred has N arguments (arity of N). For instance, the predicate of this expression $a(X, Y)$ can be expressed as $a/2$.

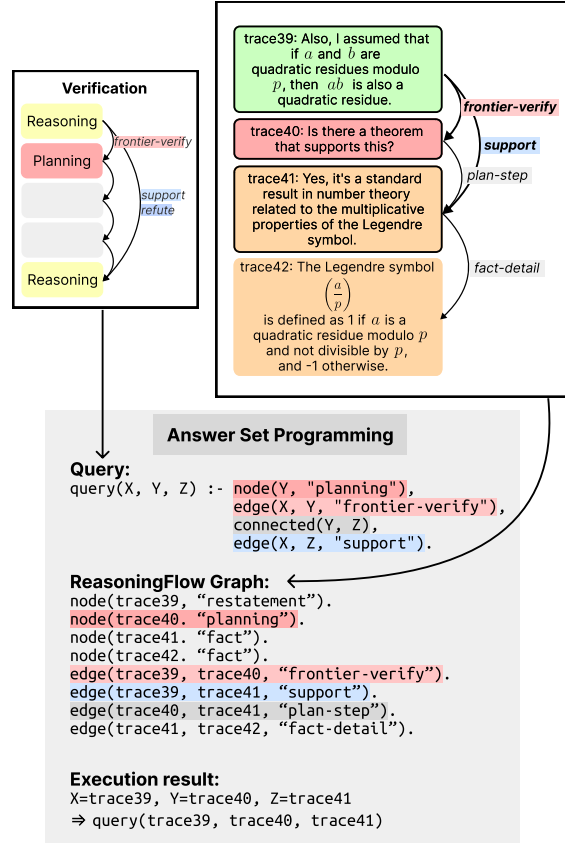


Figure 3: Example of subgraph matching. Given a specific pattern (top-left) and a REASONINGFLOW graph (top-right), the engine executes the corresponding ASP query and finds the tuple of node identifiers (bottom). Query conditions and matching patterns are highlighted in the same color.

supports/refutes X . The engine searches the graph to find the node identifiers that satisfy all conditions, ultimately detecting the verification pattern spanning nodes trace39, 40, 41.

C REASONINGFLOW statistics

In this section, we provide statistics of the REASONINGFLOW dataset.

Response length LRM, including the QwQ-32B-Preview model (Qwen, 2024) that was used to sample the responses in this study, are known to generate much longer tokens than non-reasoning LLMs (Wang et al., 2025). The average number of tokens in 30 responses used in this study is 1,550.76 tokens.

Reasoning traces are further segmented into nodes, which are semantically atomic units with granularity ranging from clauses to paragraphs. Each response in REASONINGFLOW has an average of 44.21 nodes.

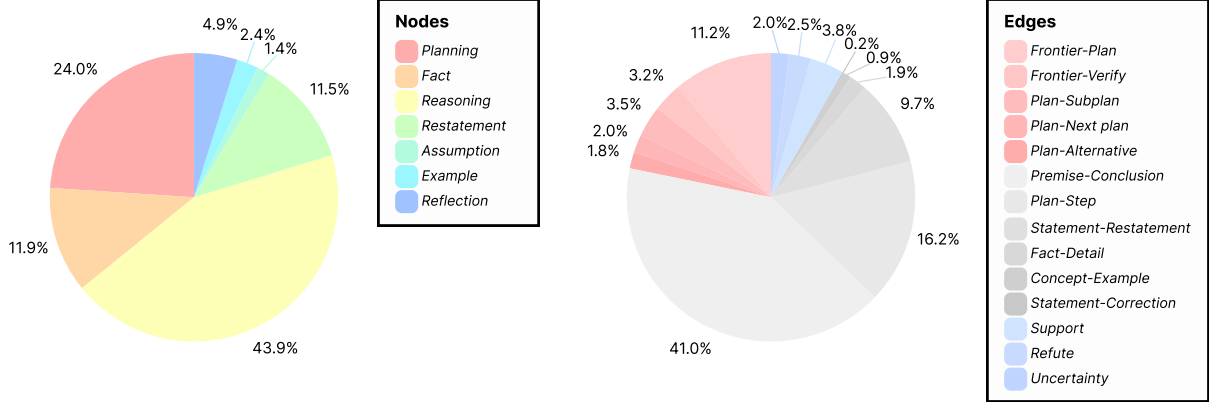


Figure 4: Edge and node label distributions of REASONINGFLOW. Segments are ordered counterclockwise from the top, matching the item orders in the legend. In edge labels, red, gray, and blue labels fall into Planning, Reasoning, and Evaluation categories, respectively (Table 2).

Label distribution Figure 4 shows the distribution of nodes and edge labels in REASONINGFLOW.

The most frequent node in REASONINGFLOW is Reasoning nodes, followed by Planning, Fact, and Restatement. These nodes together make up 91.3% of the total nodes, serving as the basic building blocks for reasoning traces. Examples and Assumptions are relatively rare, which implies that strategies like inductive reasoning or proof by contradiction are not often used in the dataset. This might have stemmed from the task distribution (math and science), where deductive reasoning is highly dominant compared to other indirect strategies.

Similarly, the edge labels exhibit a highly skewed distribution towards deductive reasoning. Premise-Conclusion takes account of 41.0% of total edges, followed by Plan-Step and Frontier-Plan edges that often occur in low-level reasoning structures (*e.g.*, simplifying an equation).

D Sample REASONINGFLOW graph

Two sample REASONINGFLOW graphs are shown in Figures 5 and 6.

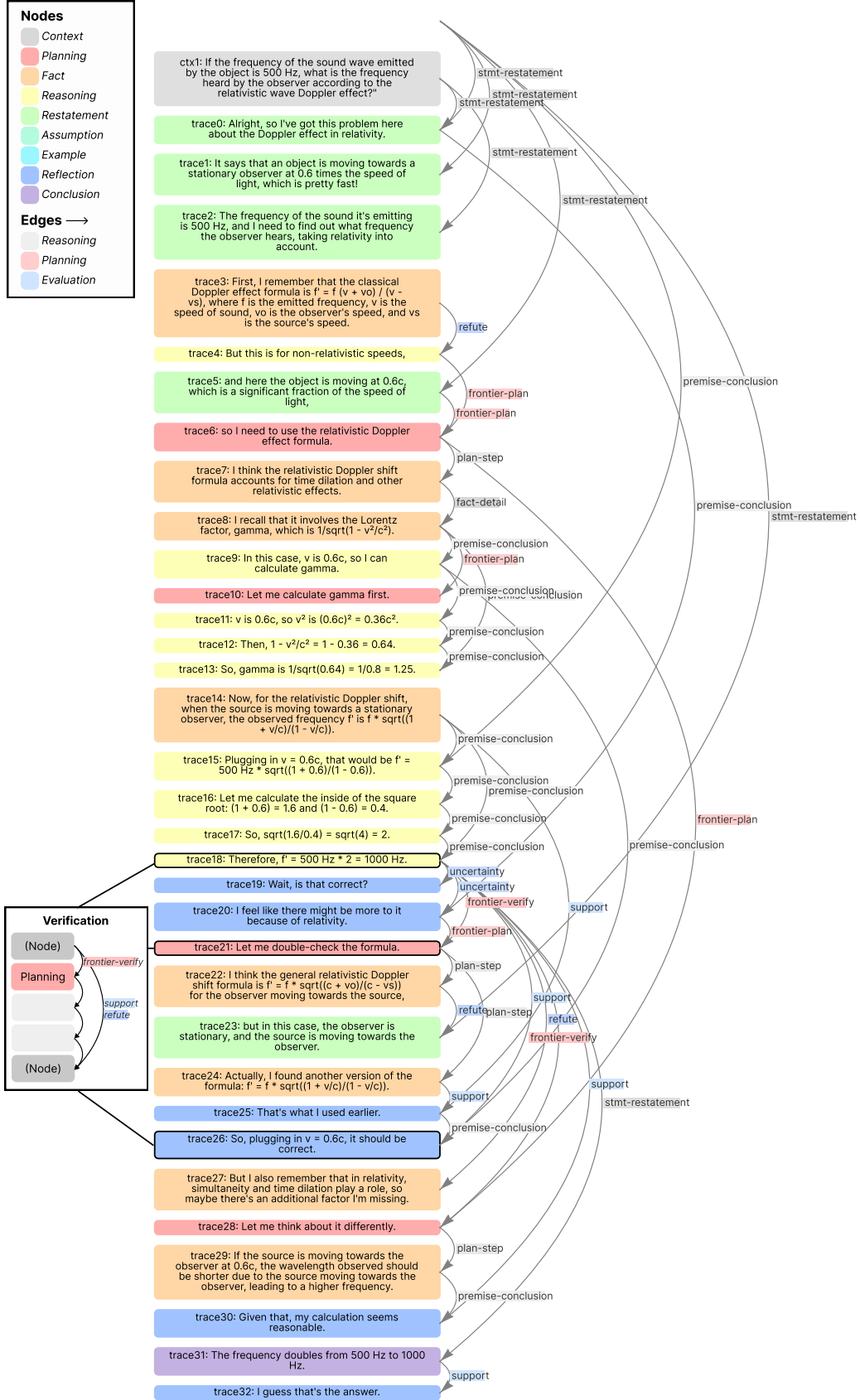


Figure 5: An example annotation of REASONINGFLOW, constructed from a physics question (ctx nodes) and the response from QwQ-32B-Preview (trace nodes). Bordered nodes (trace18, 21, 26) together form a verification subgraph, which can be identified by the subgraph matching rule visualized on the left side of the figure.

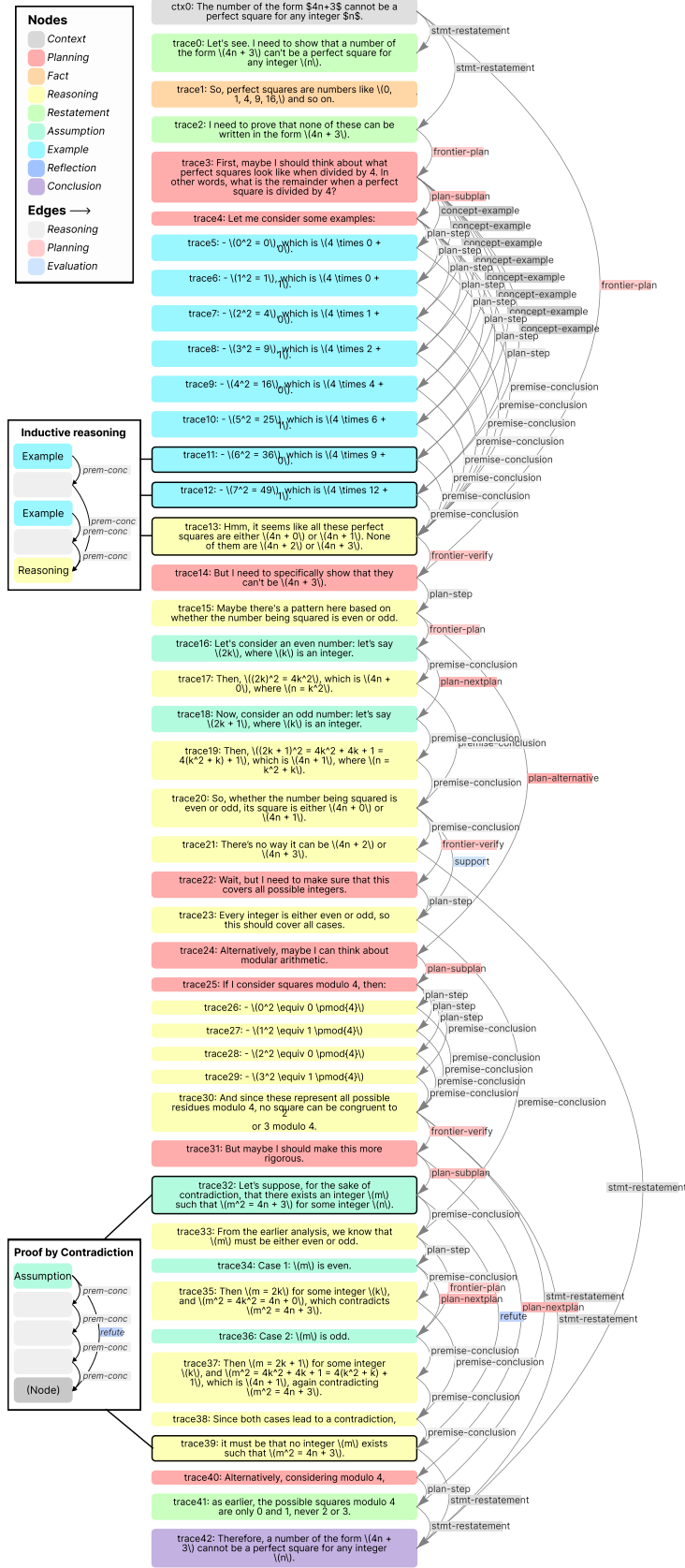


Figure 6: An example annotation of REASONINGFLOW, constructed from a math question (ctx nodes) and the response from QwQ-32B-Preview (trace nodes). The inductive reasoning and proof by contradiction subgraphs can be identified according to the rule presented on the left side of the figure.

Node	Description
Context	Context corresponds to text provided to the model before the first generated token. It typically includes questions and retrieved documents, if there are any.
Planning	<p>Planning introduces the content of following nodes. It might be coarse, high-level directions that affect tens of nodes (<i>Let's try to simplify the equation.</i>) to highly specific, local plans that affect only one or two nodes (<i>Let's add 2 to both sides.</i>). The rule of thumb is to check if (1) a node includes active verbs like find, recall, check, solve, replace with first-person subjects, and (2) the following node is reasoning (fact, restatement, assumption, example) with contents highly related to the current node.</p> <ul style="list-style-type: none"> • Introducing overall directions for multiple upcoming nodes • Fine-grained plan specifically for the next step • Phrases that initiate the verification process (<i>Let's double-check this.</i>)
Fact	<p>Fact refers to phrases that contain general external knowledge, (1) not specific to this problem, (2) not given in context, (3) not deduced from other facts. The validity of the Fact node can be judged by external search, as in the fact verification task (Thorne et al., 2018). An intuitive way to determine Fact is to see (1) if the claim can be directly entailed or contradicted from a Wikipedia segment, and (2) if it is not logically deduced from other traces.</p> <ul style="list-style-type: none"> • Theorems, laws, and rules • Trivia, commonsense, and world knowledge • Values of well-known constants or measurements • Non-specific facts (<i>e.g.</i>, I recall that there is an equation for A)
Reasoning	<p>Reasoning includes any sort of deductive/inductive/abductive inference.</p> <ul style="list-style-type: none"> • Applying facts (numbers) to rules (equations) • Simplifying equations or logical statements • Inductive reasoning based on examples • Meta-reasoning on facts (<i>"This fact is not applicable in our case due to ..."</i>). If meta-reasoning is about its previous reasoning steps, it should be classified as Reflection.
Restatement	Restatement is when the model rephrases the preceding text (context/previously presented steps). Typically, Restatement includes terms like 'as seen previously', 'already stated', and 'the problem states'. There is often a semantically equivalent node above in the trace while the context suggests that the model is re-deriving it, particularly during the verification process. These nodes should be categorized as Reasoning rather than Restatement.
Assumption	<p>If one assumes a certain proposition for further reasoning process, it is an Assumption. Assumption defines a <i>scope</i>, so that the statements that take the assumption as a premise should be evaluated accordingly.</p> <ul style="list-style-type: none"> • Assuming an underspecified condition based on common practice (<i>e.g.</i>, assuming standard temperature/pressure (STP) condition in chemistry problems) • Branching, where all possible cases are divided into finite possibilities. It is distinguished from Example nodes, as branching involves deductive reasoning (<i>by considering all possibilities, A, B, C, we can deduce that...</i>) while examples are related to inductive reasoning (<i>Given the pattern observed from examples, we can conclude that...</i>). • Proof by contradiction.
Example	Example is when a general concept/condition is provided first, then followed by a specific example of such concept/condition. Typical use cases of Example are for pattern finding, which often leads to inductive reasoning.
Reflection	This includes clauses that express confidence, feelings, impressions, and doubt (questioning without intent to correct).
Conclusion	This node includes the model's final answer. There should be only one consecutive set of nodes that have this label. If the question requires simple answers, such as in multiple-choice questions or short-answer questions, only one node from the entire trace can be assigned this label.

Table 1: Node labels of REASONINGFLOW.

Edge	Description
<i>Planning</i>	
Frontier-Plan	This edge connects facts/reasoning/restatements/examples/... to a plan, when the content of the previous node triggers the planning, <i>i.e.</i> , serves as a premise for following nodes (connected with Plan-Step edge). Typical examples include (3) deciding high-level plans based on known facts and (2) indicating how to solve (simplify, substitute, calculate) a certain equation at a low level.
Frontier-Verify	This edge specifically labels the relationship between a reasoning node and a Planning node initiating the verification process. Typical subsequent nodes include phrases like " <i>Let's verify this</i> ", " <i>I should check if there is any error</i> ".
Plan-Subplan	This edge connects a plan and a subplan. Subplans decompose the high-level plan into small, straightforward goals. If the plans can be executed in parallel, edges should connect the high-level plan to all subplans; if the subplans are meant to execute sequentially, edges should connect to the first plan only.
Plan-Next plan	This edge connects multiple plans that are executed sequentially. The subsequent nodes often start with phrases like " <i>Next</i> ", " <i>Second</i> ", " <i>Then</i> ".
Plan-Alternative	This edge denotes when the model is suggesting an alternative plan from the previous one. The subsequent nodes often include " <i>Alternatively</i> ", " <i>Let me think in another direction</i> ", or other similar phrases.
<i>Reasoning</i>	
Premise-Conclusion	This relationship represents the basic premise-conclusion reasoning relationship. It can include deductive/inductive/abductive reasoning.
Plan-Step	This relationship represents the relationship between a plan and its implementation. This edge should connect the plan and the first nodes of parallel reasoning chains. For instance, if the plan reads " <i>Let me check the first three examples</i> ", the Plan-step edge should connect the plan to all three examples.
Concept-Example	This edge label applies to Example nodes, connecting the example to what it exemplifies. When both nodes are facts, it should be annotated as Fact-Detail.
Fact-Detail	This edge connects general facts to more specific facts. This edge is often used when the LLM generates consequent nodes of facts, and the following nodes describe the details of the initial fact.
Restatement	This edge label applies to Restatement nodes, connecting the original statement to the restatement.
Correction	This edge label applies when a node <i>corrects</i> the previous one by reasoning, by providing an alternative conclusion. It should be distinguished from simple reflection/planning that does not correct a previous statement. This edge, alongside Refute, implies that the model judges a specific node as incorrect.
<i>Evaluation</i>	
Support	This edge connects a node to a following node that <i>supports</i> the previous one. Two typical cases include (1) Reflection statements such as " <i>That looks good</i> ", or (2) connecting the conclusion of the positive verification to the verification goal.
Refute	This edge connects one node and another that refutes it. Examples include reflection statements like " <i>This seems wrong</i> ", or reasoning nodes that refute a previous conclusion but do not correct it, <i>i.e.</i> , " <i>Therefore, it is wrong</i> ".
Uncertainty	This edge represents all other reflection statements that do not fall into Support/Refute. Typical use cases are reflection of uncertainty (" <i>I am not sure/certain</i> "), confusion (" <i>I am confused/lost</i> "), lack of knowledge (" <i>I don't know</i> "), lack of confidence (" <i>I am a bit rusty on this</i> "), and anomaly (" <i>This seems weird</i> ").

Table 2: Edge labels of REASONINGFLOW.