

---

# Tensorization is a powerful but underexplored tool for compression and interpretability of neural networks

---

Safa Hamreras<sup>1,2</sup>

safa.hamreras@dipc.org

Sukhbinder Singh

Multiverse Computing, Spadina Ave., Toronto, ON M5T 2C2, Canada  
sukhi.singh@multiversecomputing.com

Román Orús<sup>1,2</sup>

<sup>1</sup>Donostia International Physics Center, Paseo Manuel de Lardizabal 4, E-20018 San Sebastián, Spain

<sup>2</sup>Multiverse Computing, Paseo de Miramón 170, E-20014 San Sebastián, Spain  
roman.orus@multiversecomputing.com

## Abstract

Tensorizing a neural network involves reshaping some or all of its dense weight matrices into higher-order tensors and approximating them using *low-rank tensor network* decompositions. This technique has shown promise as a model compression strategy for large-scale neural networks. However, despite encouraging empirical results, tensorized neural networks (TNNs) remain underutilized in mainstream deep learning. In this position paper, we offer a perspective on both the potential and current limitations of TNNs. We argue that TNNs represent a powerful yet underexplored framework for deep learning—one that deserves greater attention from both engineering and theoretical communities. Beyond compression, we highlight the value of TNNs as a flexible class of architectures with distinctive scaling properties and increased interpretability. A central feature of TNNs is the presence of *bond indices*, which introduce new latent spaces not found in conventional networks. These internal representations may provide deeper insight into the evolution of features across layers, potentially advancing the goals of mechanistic interpretability. We conclude by outlining several key research directions aimed at overcoming the practical barriers to scaling and adopting TNNs in modern deep learning workflows.

## 1 Introduction

If the scaling laws of neural networks are to be believed, we will need to keep increasing their size — and cost — in order to produce more intelligence [1]. Yet, neural networks clearly cannot continue to grow indefinitely. The rapid expansion in their size brings two immediate challenges. First, there is the task of effectively compressing massive dense models that have already been developed — and doing so without significantly degrading performance [2]. This issue goes beyond mere practical or business concerns. Of course, compression enables the deployment of large models on resource-constrained hardware (e.g., edge devices in robots or autonomous vehicles), thereby increasing their business value and accessibility. But more fundamentally, the development of high-quality compression techniques is already a step toward discovering more efficient, compact parameterizations of generic neural networks: What are the most relevant degrees of freedom that actually carry information — or high-level knowledge — within a dense neural network?

Large neural networks are often significantly overparameterized. In large language models, for example, only a few layers – or even just a small number of individual neurons – are frequently found to be highly correlated with the model’s output [3, 4, 5]. Many of the remaining layers can often be pruned with little to no loss in performance [6]. While maintaining a large model during training and applying compression afterward may be an effective training strategy – perhaps due to current limitations in optimization methods – this work focuses on *reparameterizing* models through low-rank factorizations. Beyond traditional pruning approaches, the dense weight matrices in neural networks may often admit low-rank *tensor network* (TN) decompositions along directions that are not always intuitive. This observation opens the door to replacing some or all dense layers with structured TN layers. The resulting architectures, which mix dense and tensorized components, are known as *tensorized neural networks* (TNNs). When effective, these tensor network decompositions not only reduce the number of parameters, but also reveal fine-grained correlation structures within the weight matrices. In such cases, the geometry of the TN reflects these underlying correlations.<sup>1</sup> The TN structure of a model may either emerge naturally from the pretrained weights – potentially differing across layers and models – or be *hardwired* into the model as an inductive bias during training. In the latter case, a well-chosen TN architecture could improve both training efficiency and model accuracy. A key motivation for expecting compressibility is that real-world data is often highly structured and correlated [7, 8]. It is therefore reasonable to expect that the weights and activations of neural networks trained on such data would inherit similar structure – and thus be amenable to compression via tensor network techniques.

In this position paper, **we first argue, in Sec. 3, why TNNs warrant greater attention and research effort – both as a compression technique and as a compelling subclass of deep neural networks in their own right.** TNNs have primarily been explored as a tool for model compression, as illustrated in Fig. 1. In this approach, all or part of the dense weight matrices in a pretrained network are first reshaped into higher-order tensors, which are then decomposed into low-rank tensor networks. As a compression technique, tensorization is complementary to more traditional methods such as quantization [9, 10], pruning [11, 12], and knowledge distillation [13]. Crucially, tensorization can be combined with these other techniques to achieve higher overall compression. For instance, one can apply tensorization to an already quantized or pruned model, or conversely, quantize or prune a tensorized model. Similarly, a dense teacher model can be distilled into a tensorized student model. In many cases, combining these strategies outperforms applying them in isolation [14, 15, 16].

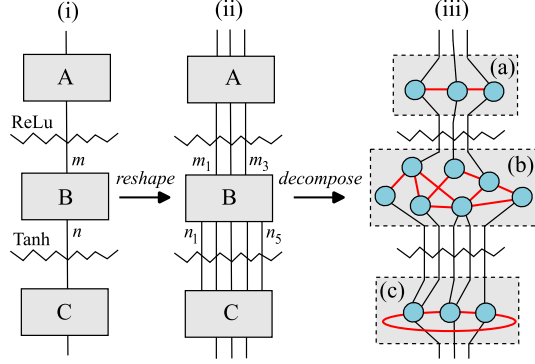


Figure 1: (i) A MLP with three fully-connected layers  $A, B, C$ , depicted as rectangles, and two non-linear layers (here, ReLu and Tanh activation layers), depicted as wiggly lines. The network is *tensorized* as follows. (ii) First, each weight matrix ( $A, B$  and  $C$ ) is reshaped into a higher-dimensional tensor. For example, the  $m \times n$  matrix  $B$  can be reshaped into an 8-index tensor with 3 input indices  $m_1, m_2, m_3$  such that  $m_1 m_2 m_3 = m$  and 4 output indices  $n_1, n_2, n_3, n_4, n_5$  such that  $n_1 n_2 n_3 n_4 n_5 = n$ . (iii) Then each such tensor is decomposed as a *tensor network*, i.e., a contraction (`einsum()`) of tensors. Three examples of tensor network layers are shown: (a) A matrix product operator (or tensor train) layer, (b) a generic tensor network layer and (c) a tensor ring layer. A tensor network decomposition exposes new degrees of freedom inside the neural network, carried by the *bond indices* of the network, highlighted in red.

<sup>1</sup>Tensor networks were originally developed in quantum physics to efficiently represent the wavefunctions of large quantum many-body systems [17]. For example, the wavefunction of a quantum magnet or a superfluid on a lattice is a high-dimensional vector whose size grows exponentially with the number of lattice sites, making direct computations intractable. However, such wavefunctions at low energies typically exhibit limited, structured correlations, which can be exploited using tensor networks. These networks compactly represent the wavefunction using far fewer parameters—often scaling only linearly with system size—by encoding only the relevant correlations [18, 19].

Beyond compressing pretrained models, TNNs have also been trained from scratch for specific tasks. In this setting, TNNs represent an interesting subclass of neural networks: while the overall information flow between layers remains sequential, the internal tensor network structure of each layer can give rise to complex, non-sequential computation patterns within the layer. This internal structure introduces a significantly richer hyperparameter space compared to standard dense layers, offering greater flexibility in architectural design. We also explore how TNNs introduce a distinctive inductive bias into neural networks — one that remains poorly understood but may offer useful properties. We propose a new perspective, called the “stack view” of TNNs, which interprets this bias as a form of structured sparsity in the weights. In addition, we discuss how TNNs offer inherent opportunities for accelerating both forward and backward passes during training and inference. Finally, we highlight their potential for advancing mechanistic interpretability. Then in Sec. 4, **we explain why TNNs, despite their advantages, have not seen widespread adoption. We identify key challenges limiting their development and propose research directions to address them.** We also outline a broader vision for building what we call *fully tensorized* neural networks—models where all components, including weights, data, activations, activation functions, and normalization layers, are represented using tensor networks. We believe such architectures could enable the next generation of scalable and efficient neural networks.

## 2 Technical background

We begin by defining tensor networks, which underpin tensorization techniques for neural network layers. We then introduce several commonly used TN-based architectures, focusing on the *Matrix Product Operator* (MPO)<sup>2</sup> linear layer and tensorized convolutional layers based on *Tucker* and *Canonical Polyadic* (CP) decompositions. These will serve as our main examples, though the discussion extends to other TN variants. Many alternative decompositions have been studied, each with different trade-offs. For a broader survey, see [20].

**Tensors.**— For the purposes of this paper, a *tensor* is simply a numerical array (e.g., an object of the python class `numpy.array`). An  $n$ -index tensor  $T_{i_1, i_2, \dots, i_n}$  has  $n$  dimensions or indices  $i_1, i_2, \dots, i_n$ . We denote by  $|i|$  the dimension of an index, namely, the number of values it takes, and by  $|T| = |i_1| \times |i_2| \times \dots \times |i_n|$  the size of the tensor, that is, the total number of components in the tensor. A tensor can be *reshaped* by either fusing (grouping) together or splitting an index into multi-indices. For example,  $\hat{T}_{i(jk)} = T_{ijk}$  denotes a 2-index tensor (i.e., a matrix) obtained by fusing together indices  $j, k$  of tensor  $T$ ; here,  $(jk)$  denotes an element of the cartesian product of index sets  $\{j\}$  and  $\{k\}$ ,  $(jk) \in \{j\} \times \{k\}$ .  $\hat{T}$  is also called a *matricization* of the tensor  $T$ . Tensor  $T$  is recovered by splitting the column index of the matrix  $\hat{T}$ . In this paper, we use a graphical notation for tensors, see Fig. 2. A tensor  $T_{i_1, i_2, \dots, i_n}$  is shown as a shape – like a circle or rectangle – with  $n$  lines extending from it, each line representing an index.

**Tensor Network.**— A *tensor network* (TN)  $\mathcal{T}$  is simply a set of arrays that can be contracted together – via e.g. `einsum()` – to obtain a dense array  $T$ . Conversely,  $T$  is *represented* or *decomposed* as the TN  $\mathcal{T}$ . For example, consider a TN made of three tensors  $\{P, Q, R\}$  that are contracted together to obtain the dense tensor  $S$  whose components are  $S_{ijk} = \sum_{abc} P_{iac} Q_{ajb} R_{bck}$ . The summed indices  $a, b$  and  $c$  are called the *bond indices* of the TN. The remaining indices  $i, j$ , and  $k$ , which remain in the dense tensor  $S$ , are said to be the *open indices* of the TN. A contraction between two tensors is shown by

<sup>2</sup>Also called *Tensor Train*

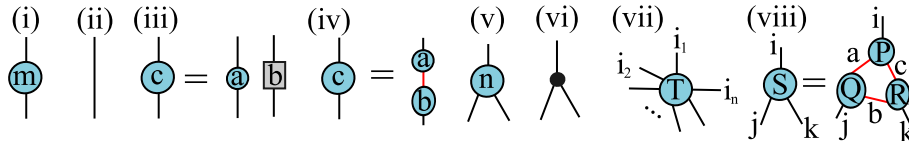


Figure 2: (i) A matrix  $m_{ij}$  as a 2-index tensor. (ii) Notation for the identity matrix. (iii) Tensor product  $c = a \otimes b$  shown by horizontal stacking. (iv) Matrix product  $c = ab$  shown by vertical stacking with contraction over shared (red) index. (v) A 3-index tensor  $n_{ijk}$ . (vi) A 3-index Kronecker delta  $\delta_{ijk} = \delta_{ij} \delta_{jk}$ . (vii) A general  $n$ -index tensor  $T$ . (viii) A tensor network formed by contracting (via e.g. `einsum`) tensors  $P, Q, R$ ; summed (bond) indices in red.

connecting the tensors together via the lines corresponding to the summed indices, see Fig. 2(viii). In practice, a TN contraction – such as of tensors  $P, Q, R$  above – is typically performed as a sequence of pairwise tensor contractions, for instance,  $S = ((PQ)R)$ . Each pairwise contraction is usually carried out by (i) reshaping and permuting indices of the tensors into matrices, (ii) multiplying the matrices, and (iii) reshaping the resulting matrix as a tensor having the open indices of the TN. The number of FLOPs required for performing a TN contraction via pairwise contractions is thus dominated by the matrix multiplication in (ii); the number of FLOPs required for the latter is upper bounded by the product of the dimensions of all the TN indices. Despite their quantum-many body physics origin, tensor networks have emerged as a compression strategy in various areas, including quantum chemistry [21], neuroscience [22], big data [23] and neural networks compression [24].

**Tensorizing fully-connected linear layers using Matrix Product Operators.**– A *Matrix Product Operator* (MPO), also known as a *Tensor Train*, is a TN decomposition of a matrix as a set of tensors arranged on a line. Each tensor connects to its immediate neighbors, except for the first and last tensors, which connect only to the second and second-last tensors, respectively. We now describe how an MPO decomposition of a weight matrix  $W_{ij}$  inside a neural network is carried out in practice. Suppose we want to decompose  $W$  as an MPO made of four tensors  $a, b, c, d$ , as shown in Fig. 3(i). We first reshape  $W$  as a 8-index array  $W_{i_1 i_2 i_3 i_4 j_1 j_2 j_3 j_4}$  where  $i = (i_1 i_2 i_3 i_4)$  and  $j = (j_1 j_2 j_3 j_4)$ . See Fig. 3(ii). Next, we matricize the 8-index tensor as  $W_{(i_1 j_1), (i_2 i_3 i_4 j_2 j_3 j_4)}$ , and apply a standard matrix factorization such as singular value decomposition (SVD) or QR decomposition. This gives  $W_{(i_1 j_1), (i_2 i_3 i_4 j_2 j_3 j_4)} = \sum_{\chi} a_{(i_1 j_1), \chi} W'_{\chi, (i_2 i_3 i_4 j_2 j_3 j_4)}$  where  $\chi$  is the new index introduced by the factorization ( $|\chi|$  is the SVD rank). The tensor  $a$  so obtained is the leftmost tensor of the sought MPO. We then repeat the process: matricize the SVD factor  $W'$  as  $W'_{(\chi i_2 j_2), (i_3 i_4 j_3 j_4)}$ , and again factorize,  $W'_{(\chi i_2 j_2), (i_3 i_4 j_3 j_4)} = \sum_{\chi'} b_{\chi i_2 j_2 \chi'} W''_{\chi' (i_3 i_4 j_3 j_4)}$ . Thus, by repeated applications of SVDs we can decompose the weight matrix  $W$  as  $W_{i_1 \dots j_4} = \sum_{\chi \chi' \chi''} a_{i_1 j_1 \chi} b_{\chi i_2 j_2 \chi'} c_{\chi' i_3 j_3 \chi''} d_{\chi'' i_4 j_4}$ . Note that the SVD ranks  $|\chi|, |\chi'|, |\chi''|$  – the bond dimensions of the MPO – are not directly related to the standard SVD rank of the matrix  $W$ ; a full-rank matrix in the usual sense can have small MPO bond dimensions, while a low-rank matrix might have large ones. Instead, the MPO bond dimensions reflect the strength of “spatial” correlations between the weights once the weight matrix is arranged in a higher-dimensional hypercube – in this case, an 8-dimensional array  $W_{i_1 \dots j_4}$ . More generally, an MPO decomposition of the weight matrix  $W$  reshaped to have  $n$  input and  $n$  output indices is  $W = \sum_{\chi} W_{i_1 j_1 \chi_1}^{[1]} \left( \prod_{n=2}^{N-1} W_{\chi_{n-1} i_n j_n \chi_n}^{[n]} \right) W_{\chi_{N-1} i_N j_N}^{[N]}$ , where, as illustrated above, the MPO tensors  $W^{[1]}, W^{[2]}, \dots, W^{[N]}$ , are obtained by iteratively applying SVD.

**Tensorizing Convolution Layers.**– A commonly used TN decomposition for compressing convolution layers is the *Tucker* decomposition. Here, the 4-index convolution kernel  $K_{xywh}$

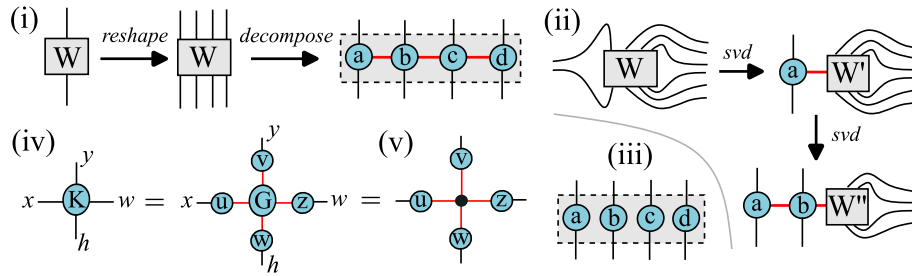


Figure 3: Examples of tensor network layers that we consider in this paper. (i-ii) An MPO (or tensor train) layer obtained by reshaping a pretrained weight  $W$  as a higher order tensor and then decomposing it as an MPO via repeated singular value decompositions. (iii) An MPO with all bond dimensions equal to 1 (no red line) corresponds to a hypercube of neurons that are completely uncorrelated across different hypercube dimensions. (iv) A Tucker decomposition of a 2D convolution kernel  $K_{xywh}$ , where indices  $x, y$  and  $w, h$  refer to the spatial location of the top-left corner of an image patch and the patch’s width and height, respectively. The bond dimensions on the right correspond to the Tucker ranks of the kernel. (v) The Canonical Polyadic decomposition of  $K$ ; this is a special case of the Tucker decomposition where the core tensor  $G$  is equal to a delta tensor (Fig. 2(iv)).

is decomposed into a 4-index *core tensor*  $G$  and four *factor matrices*  $u, v, w, z$  as  $K_{xywh} = \sum_{\chi_x \chi_y \chi_w \chi_h} G_{\chi_x \chi_y \chi_w \chi_h} u_{x, \chi_x} v_{y, \chi_y} w_{w, \chi_w} z_{h, \chi_h}$ , see Fig. 3(iv). The dimensions of the internal (red) indices are the *Tucker ranks*. Another widely used decomposition for compressing convolution kernels is the *Canonical Polyadic (CP)* decomposition. This approach expresses the convolution kernel  $K$  as a sum of rank-1 tensors as  $K = \sum_{r=1}^R \lambda_r (\mathbf{a}_r^{(x)} \otimes \mathbf{a}_r^{(y)} \otimes \mathbf{a}_r^{(w)} \otimes \mathbf{a}_r^{(h)})$  where  $R$  is the *CP rank* of the tensor  $W$ . This decomposition can be seen as a special case of the Tucker decomposition, where the core tensor is a delta tensor, Fig. 3(v). In practice, convolution layers decomposed using Tucker or CP formats often perform well even with relatively low ranks [25, 26], including on large-scale, real-world tasks [27]. See also the review in [20]. Notably, pre-trained convolution kernels frequently exhibit low-rank structure under Tucker and CP decompositions [28].

**Other applications of TNNs.**— Tensorization has also been applied to compressing large language models [29]. In Ref. [30], for example, a Transformer model is tensorized using Block-Term Tensor Decomposition, a hybrid of CP and Tucker decompositions, achieving high compression while maintaining strong performance. Ref. [31] tensorizes the embedding layer of GPT models [32] using an MPO architecture. In Ref. [33], the weight matrix is first scaled to account for activation outliers and then decomposed into an MPO, enabling more accurate tensorization. A different, orthogonal application of tensor network layers is their natural compatibility with quantum circuits. For instance, MPO layers can often be mapped more easily onto quantum hardware, enabling classical-quantum hybrid neural networks [34]. While a typical dense weight matrix translates to an extremely deep quantum circuit, an MPO layer can often be implemented as a much shallower one. Thus, tensor network layers offer a more quantum-friendly representation of neural networks.

### 3 Why Tensorized Neural Networks are awesome

In this section, we argue why tensorized neural networks are an interesting class of neural networks that deserve further attention and research development. Then, in Sec. 4, we describe the current limitations and challenges to building state-of-the-art models with TNNs.

**Tensorization injects a relevant inductive bias into neural networks.**— An inductive bias sets a hypothesis about training data that can be generalized to unseen data [35, 36]. A general framework for understanding inductive biases is provided by *geometric deep learning* [37], which, for instance, connects many inductive biases to enforcing symmetries on the weights. For instance, the success of convolutional neural networks can be traced to the fact that their layers are designed to respect translation equivariance [38]. The inductive bias introduced by TNNs appears to have a different origin, not one rooted in obvious symmetries. Instead, it can be understood as resulting from constraint on the “spatial” correlations between the weights.<sup>3</sup> But why should we expect the weights to be correlated in this way? As previously mentioned, real-world data is often highly structured and exhibits strong correlations. It is therefore reasonable to expect that the learned weights of a neural network also reflect this structure – suggesting that relatively small bond dimensions in the corresponding tensor network may suffice. This idea also aligns with the view that gradient descent tends to align the statistical structure of the data, weights, and gradients throughout training (see, e.g., [39]). The main challenge for tensorization is then to identify tensor networks that best reflect the correlation structure of the weights in a given layer.

**The “Stack view” of tensorized layers.**— While interpreting inductive bias in terms of weight correlations may seem abstract, a more intuitive – and interpretability-relevant – description emerges when we focus on a specific case, such as MPO layers. Consider the MPO layer shown in Fig. 4 (i). We now describe how the MPO bond indices are not just internal wiring that encode structured correlations between neurons, but serve as meaningful feature-carrying channels that propagate representations through the network; they are semantically active components in the computation. Fig. 4(ii) illustrates how the MPO layer can be interpreted as a sequence or stack of standard—but sparse—fully-connected layers  $\mathcal{A}, \mathcal{B}, \mathcal{C}$ . Each of these sparse layers is the tensor product of a matricization of an MPO tensor and Identity matrices, e.g.,  $\mathcal{B} = I_1^{(\text{out})} \otimes \hat{b} \otimes I_3^{(\text{in})} \otimes I_4^{(\text{in})}$ , where  $\hat{b}$  is a matricized version

<sup>3</sup>As mentioned previously, weights inside a tensorized layer are spatially arranged in a high-dimensional hypercube (this corresponds to reshaping the weight matrix as a higher-order tensor). The bond dimensions of a TN then inform the correlations between different directions of the cube. In general, a higher bond dimension allows for more complex correlations between weights, while a smaller bond dimension restricts them. Bond dimension equal to one, Fig. 3(iii), corresponds to the absence of correlations.

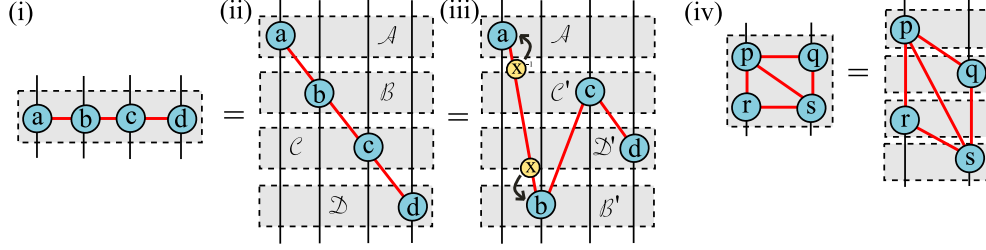


Figure 4: (i) An MPO layer with 4 tensors. (ii) A “stack” view of the same MPO layer as a composition of 4 standard fully-connected layers  $\mathcal{A}$ ,  $\mathcal{B}$ ,  $\mathcal{C}$ , and  $\mathcal{D}$ . These layers are sparse, each equal to the tensor product of a small matrix obtained by matricizing an MPO tensor and Identity matrices, one for each empty wire [Fig. 2(ii)] passing through the layer. In this view, the bond indices of the MPO are simply the input and output dimensions of standard linear layers. (iii) Another distinct stack view of the same MPO layer obtained by vertically shifting the MPO tensors, corresponding to distinct matricizations of the tensors, and transforming the tensors  $a, b$  with an invertible matrix  $X$  as  $a \rightarrow aX^{-1}$  and  $b \rightarrow Xb$ . The stack comprised of fully-connected layers  $\mathcal{A}$ ,  $\mathcal{B}'$ ,  $\mathcal{C}'$ , and  $\mathcal{D}'$  is also equal to the original MPO. (iv) A stack view of a more general tensor network fully-connected layer.

of the MPO tensor  $b$ , and  $I_1^{(\text{out})}$ ,  $I_3^{(\text{in})}$ ,  $I_4^{(\text{in})}$  are identity matrices with dimensions matching the first output, third input, and the fourth input indices of the MPO, respectively. However, *an MPO can be represented by multiple, distinct yet equivalent stacks of fully-connected layers*. One way to construct an alternative stack is by shifting the order of the MPO tensors in the stack, as illustrated in Fig.4(iii). This produces linear layers based on different matricizations of the same set of MPO tensors. For example, we may obtain a layer of the form  $\mathcal{B}' = I_1^{(\text{out})} \otimes \hat{b}' \otimes I_3^{(\text{out})} \otimes I_4^{(\text{out})}$ , where  $\hat{b}'$  is an alternative matricization of tensor  $b$ . Another source of flexibility comes from transforming to different but equivalent MPO tensors by inserting a factorization of identity,  $XX^{-1} = I$ , along one or more bond indices of the MPO (potentially using a different factorization for each bond). The matrices  $X$  and  $X^{-1}$  can then be absorbed into the neighboring MPO tensors prior to building the stack by matricizing the tensors. Transforming the MPO tensors in this way does not change the weight matrix that results from contracting the MPO.<sup>4</sup> The two forms of representational flexibility described above may have important implications for the interpretability of TNNs – a topic we revisit later in this section. Similar analyses of inductive bias can be carried out for other types of tensor network layers, Fig.4(iv). Crucially, the structure of the underlying tensor network significantly shapes the nature of the inductive bias. This makes TNNs a rich design space, offering a wide variety of biases to choose from. A carefully selected tensor network structure could meaningfully accelerate learning.

**TNNs have a richer hyperparameter space and can be scaled in several directions.**– A standard dense fully-connected layer can be scaled by simply enlarging the dimensions (number of hidden neurons) of the weight matrix. In a convolutional layer, scaling involves increasing the number of channels in the convolution kernel. An attention layer offers two different scaling directions – either expanding the dimensions of the weights matrices inside the heads and / or increasing the number of attention heads. On the other hand, TNNs offer more flexible scaling directions. Specifically, the width of an MPO layer can be increased either by enlarging the dimensions of the existing MPO tensors or by inserting new tensors while keeping the original tensors intact. In the context of incremental training [40], one can freeze a pretrained TNN and train only the newly added tensors on new data. This strategy may help mitigate catastrophic forgetting – a central challenge in incremental learning. Another way to scale the width of a TNN is by inflating the bond dimension of a tensorized layer, while keeping the number of input and output neurons fixed. Enlarging the bond dimension enhances the representational capacity of the network by allowing stronger correlations between weights, thereby increasing the complexity of the output features. Bond inflation can also be done dynamically during training – for example, by setting an accuracy threshold and increasing the bond dimension only when performance stalls. A pretrained TNN can also be deepened by inserting additional tensorized layers. Each added tensorized layer offers finer choices: choice of tensor network geometry, number of tensors, and the bond dimensions. This added flexibility enables more precise architectural tuning but also increases the design complexity. The enhanced flexibility

<sup>4</sup>In the quantum physics literature, this representational freedom inherent in an MPO is referred to as the MPO gauge freedom [18, 19].



in scaling TNNs may be also lead to novel scaling laws, which strongly depend on the model’s architecture and inductive bias [41].

**Tensorization offers a novel model compression approach, which can be seamlessly combined with traditional compression strategies.**— Consider an

MPO layer composed of three tensors,  $a_{i_1 j_1 \chi}$ ,  $b_{\chi i_2 j_2 \chi'}$ , and  $c_{\chi' i_3 j_3}$ . The total number of parameters in this MPO layer is  $N_{\text{MPO}} = |i_1||j_1||\chi| + |\chi||i_2||j_2||\chi'| + |\chi'||i_3||j_3|$ . This MPO encodes a dense weight matrix with input indices  $(i_1, i_2, i_3)$  and output indices  $(j_1, j_2, j_3)$ , with  $N_{\text{Dense}} = |i_1||j_1||i_2||j_2||i_3||j_3|$  entries in total.<sup>5</sup> When the compression ratio  $N_{\text{MPO}}/N_{\text{Dense}} \ll 1$ , the MPO provides a significantly more parameter-efficient representation of the original layer. While tensorization is an effective compression strategy in its own right [42, 25, 43], one of its key advantages is its compatibility with other standard compression methods – such as pruning, quantization, and distillation[13] – making it a complementary and flexible approach. When combined, these techniques can yield significantly higher compression rates. For example, tensorization can be directly applied after pruning or quantization, or a TNN can be distilled from a dense, possibly already compressed, model. Some recent efforts have begun exploring such hybrid approaches. For instance, CompactifAI [29] compresses the LLaMA-2 7B model [44] by combining tensorization with quantization. However, systematically investigating the optimal ways to integrate tensor networks with other compression strategies remains an open and important research direction (see Sec. 4 for further discussion).

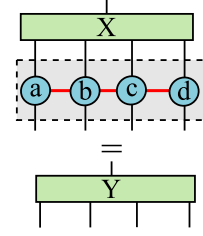


Figure 5: Forward pass of an MPO layer

**Forward pass acceleration.**— The forward pass through an MPO layer proceeds by reshaping the input matrix  $X$  and contracting it with the MPO, as illustrated in Fig.5.<sup>6</sup> A naive way to carry out this computation is to first contract all the MPO tensors to reconstruct the full dense weight matrix  $M$ , following a pairwise contraction sequence such as  $M = (((ab)c)d)$ , and then compute  $Y = MX$ . However, this method will always be slower than the standard forward pass through a dense fully-connected layer with the same input and output dimensions as the MPO as it essentially recreates the dense layer before applying it. Alternatively, we can perform the MPO contraction in different pairwise sequences, e.g.,  $Y = (((Xa)b)c)d$  or  $Y = (((X(ab))d)c)$ , not all of which are equally expensive. The cost of each sequence, which can be estimated using the FLOPs counting rule described in Sec.2, depends heavily on the dimensions of the MPO indices; some sequences can be significantly cheaper than others. Tools like `opt-einsum()`<sup>7</sup> can be used to find efficient contraction paths automatically. However, actual runtime performance also depends on factors like hardware (CPU vs. GPU) and low-level optimizations. For example, a contraction that’s fast using hand-written matrix multiplications may run slower via a general-purpose `einsum()` call. Some contraction sequences can also be executed directly as a sum of products without forming intermediate matrices. In the future, specialized hardware such as FPGAs or ASICs could be leveraged to accelerate these custom contraction patterns. While more research is needed to improve current forward pass strategies for TNNs and to design new, more efficient ones, in principle, TNNs offer the potential for substantial speedups in the forward pass [45].

**Backward pass acceleration.**— One might expect that TNNs also offer the potential to speed up the backward pass. Since a TNN typically has fewer parameters than a comparable dense network, fewer gradients need to be computed. However, the backward pass of a TNN is more complex as it involves a sequence of tensor contractions, reshaping, and index permutations. These operations add to the computational graph and make it more intricate adding overhead. Nonetheless, we expect that when bond dimensions are small enough, TNNs could still offer faster backward passes in practice.

**TNNs offer a richer interpretability space.**— A central goal in deep learning is to understand how neural networks work and to develop interpretative narratives explaining how they produce their outputs. While significant progress has been made in this direction [46], a general and comprehensive understanding remains out of reach. We next argue that TNNs provide novel tools for mechanistic interpretability and have the potential to enhance existing interpretability methods.

<sup>5</sup>Since the MPO introduces a structured factorization, it does not represent all entries of the dense matrix independently. This reflects the inductive bias imposed by the tensor network.

<sup>6</sup>Depending on how the contraction is carried out, the output tensor  $Y$  may need to be reshaped into a matrix before it is returned.

<sup>7</sup><https://pypi.org/project/opt-einsum/>

*Interpreting TNNs.*— The unconventional latent spaces associated with bond indices in a TNN offer new avenues for interpretability. As described in Sec. 3 and illustrated in Fig. 4, these bond indices correspond to the input and output dimensions of the internal linear layers in the “stack” view of a TNN. As information propagates through the network, these bond spaces – like traditional feature spaces – are expected to develop task-relevant representations. These intermediate bond features can thus be viewed as a “temporal” resolution of the total features output by the MPO layer. Owing to the fact that the same MPO layer can be decomposed into multiple equivalent stacks of linear layers, different stacks correspond to different temporal resolutions of the same output, offering a fine-grained perspective on the network’s internal representations.<sup>8</sup> Studying how these *bond features* relate to the output features – and how they transform under different stack representations – may provide new tools for mechanistic interpretability in neural networks.

*Tensorized sparse autoencoders could provide finer interpretability of dense neural networks.*— Sparse autoencoders (SAEs) [47] are widely used as interpretability tools for analyzing large neural networks, particularly large language models [48, 49]. SAEs have demonstrated the ability to resolve *polysemanticity* – the phenomenon where individual neurons encode multiple distinct features – by disentangling these features within a high-dimensional latent space, and *universality* [48], namely, the emergence of universal features in the SAE latent space across different LLMs. A natural extension of SAEs involves tensorizing them – that is, replacing the dense fully-connected layers in their encoder and decoder with TN layers. Then, as described above, bond indices of the TN layers offer a temporal resolution of the SAE’s latent features. By analyzing how features evolve across the stacked view of a tensorized SAE encoder, one may gain deeper insight into how polysemantic features are disentangled.

*Information-theoretic interpretability.*— Beyond using (tensorized) autoencoders to probe neural network activations, tensor networks also offer a complementary, more information-theoretic perspective on interpretability. An accurate TN decomposition of a weight matrix, input data, or activations produced inside a neural network, provides insight into how correlations are organized in these tensors. TN representations naturally lend themselves to precise quantification of correlation patterns – e.g., as the von Neumann entropy [50] – and other information-theoretic properties. Such properties could also be leveraged to rank or categorize the training data itself. A potentially fruitful direction for future research is to investigate how tensor network properties of weights, activations, and data correlate with overall model performance.

## 4 Why TNNs are underexplored: Challenges and current limitations of TNNs

Despite their potential, TNNs remain underused in state-of-the-art models. Below, we outline several key reasons and possible directions for overcoming them.

1) *Limited hardware and software support.*— Modern deep learning tools and hardware are optimized for dense architectures like transformers and CNNs. In contrast, TNNs require more complex computation patterns involving tensor contractions, which are not yet efficiently supported on GPUs. While libraries like NVIDIA’s cuTensor have improved TNN operations, significant gains are still needed for implementing TNNs at scale. In dense networks, hardware accelerators (e.g., FPGAs for LSTMs [51] and CNNs [52]) have led to major performance boosts. Similar hardware and software investment is needed for TNNs. Tailoring tensorization to hardware — for example, using hardware-aware neural architecture search (HW-NAS) [53] or FPGA-based optimization techniques like ALS [54] — could also improve performance.

2) *Unclear inductive bias in deep learning.*— Though well-understood in physics, the inductive bias of TNNs in deep learning is still poorly characterized. When used for compressing dense models, TNNs must approximate weights that lack a low-rank structure by design. If such structure doesn’t emerge during training, post-hoc tensorization may fail. However, conversely, training TNNs from scratch could better leverage their native biases, potentially improving efficiency or accuracy — but this remains underexplored. Understanding how the inherent structure of data and the nature of the learning task give rise to emergent low-rank features in model weights is crucial for further progress.

---

<sup>8</sup>When two stacks are related simply by gauge transformations – i.e., insertions of identity resolutions as shown in Fig.4(iii) – the corresponding intermediate bond features are connected via multiplication by a matrix. When stacks arise from different matricizations of the same MPO tensor, the resulting features are related by more general linear maps that effectively bend tensor indices (“dualize” vectors to forms and vice-versa).



3) *Large and complex hyperparameter space.*— TNNs introduce a wide hyperparameter space – network architecture, number of tensors, and bond dimensions. Selecting appropriate configurations is challenging and often done heuristically, as systematic exploration is costly. We need a better theoretical understanding of how performance depends on these choices.

4) *Integration with other compression methods.*— TNNs work best when combined with other techniques like quantization. However, integrating them remains difficult. Most quantization methods target dense weights and don’t generalize well to tensorized formats. Conversely, tensorizing already-quantized weights restricts expressiveness. Solving this requires developing quantization schemes tailored to tensor networks.

*Open Questions.*— To guide future work, we identify a few key open questions: (1) Is the TNN inductive bias generally useful, or limited to specific tasks? (2) Is it possible to infer optimal tensor decompositions directly from the structure of the data and task? (3) Do real-world modalities (e.g., text, images, audio) support efficient tensor decompositions? (4) How should tensorization be combined with quantization or pruning? For instance, what is the best way to quantize MPO layers? Can quantized dense layers be tensorized without major performance loss? (5) How can we optimize TNN execution for modern hardware?

## 5 Future outlook: Towards fully tensorized neural networks

While tensorization typically targets dense weight matrices, other components—nonlinear layers (e.g., activations, normalization) and the activations themselves—can also be tensorized. This is especially promising for large networks, where intermediate activations often dominate memory and compute costs. If activations remain tensorized throughout the network, training can proceed entirely in the TN domain—inputs are tensorized, and each layer outputs tensorized activations, avoiding dense intermediates. Fig. 6 illustrates such a forward pass. For example, the TN layer receiving the MPO input  $\{x_i\}$  can perform direct contraction without converting the tensor networks to dense tensors. Such contractions may, however, grow the bond dimensions, which must be truncated using TN approximation methods [18, 19, 55] to retain efficiency. Special attention must be paid to the non-linear layers. Standard nonlinearities (e.g., ReLU, Tanh) operate pointwise on dense data and are not directly compatible with TNs. Applying them requires contracting the tensor network (e.g.,  $\{y_i\}$  in Fig. 6) into a dense tensor, which is inefficient. A better strategy is to design local activation functions that operate on individual tensors or small subsets within the network.<sup>9</sup> Local activations must also be paired with suitable normalization layers. An alternative is to use trainable local nonlinearities, as in Kolmogorov-Arnold Networks (KANs) [56], which could jointly perform activation and normalization while adapting to the structure of the TN.

**Conclusions.**— We argued that tensorization is a promising research direction aimed at providing more scalable and well-theoretically founded compression of neural networks that also contributes to building more trustworthy AI through enhancing the model’s interpretability. Given the current constraints and open questions, tensorization has a lot more to offer if it is better understood and the challenges it poses are given more interest to be addressed properly. Therefore, we invite the research community to engage in this research area and give it the attention it deserves, which serves the interest of making artificial intelligence more accessible, trustworthy, and eco-friendly.

## References

- [1] J. Kaplan et al. "Scaling laws for neural language models." arXiv:2001.08361 (2020).

<sup>9</sup>However, naive local applications of standard activations can lead to unstable gradients and harm training—for instance, local ReLU may zero out useful negative components prematurely.

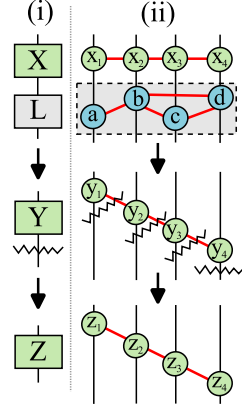


Figure 6: (i) Forward pass of activation  $X$  through a dense layer  $L$  producing  $Y = LX$  followed by non-linearity  $f$  resulting in  $Z = f(Y)$ . (ii) Corresponding operations through a fully tensorized neural network where inputs, weights, and output activations are also tensorized. Activation functions act locally on the tensor network. Contrast also with Fig. 5.

- [2] X. Zhu et al. "A survey on model compression for large language models." *Transactions of the Association for Computational Linguistics* 12 (2024): 1556-1577.
- [3] P. Maini et al. (2023). "Can neural network memorization be localized?." *arXiv:2307.09542*.
- [4] M. Yu et al. "The super weight in large language models." *arXiv:2411.07191* (2024).
- [5] A. Ghorbani, and J. Y. Zou. "Neuron shapley: Discovering the responsible neurons." *Advances in neural information processing systems* 33 (2020): 5922-5932.
- [6] V. Sanh et al. "DistilBERT, a distilled version of BERT: smaller, faster, cheaper and lighter." *arXiv:1910.01108* (2019).
- [7] M. Bermudez-Edo, P. Barnaghi, and K. Moessner. "Analysing real world data streams with spatio-temporal correlations: Entropy vs. Pearson correlation." *Automation in Construction* 88 (2018): 87-100.
- [8] S. L., Graff et al. "Correlation analysis of invasive disease-free survival and overall survival in a real-world population of patients with HR+/HER2-early breast cancer." *Cancer* 131.7 (2025): e35817.
- [9] G. Xiao et al. "Smoothquant: Accurate and efficient post-training quantization for large language models." *International Conference on Machine Learning*. PMLR, 2023.
- [10] Z. Liu et al. "Llm-qat: Data-free quantization aware training for large language models." *arXiv:2305.17888* (2023).
- [11] M. Sun et al. "A simple and effective pruning approach for large language models." *arXiv:2306.11695* (2023).
- [12] X. Ma, G. Fang, and X. Wang. "Llm-pruner: On the structural pruning of large language models." *Advances in neural information processing systems* 36 (2023): 21702-21720.
- [13] G. Hinton. "Distilling the Knowledge in a Neural Network." *arXiv:1503.02531* (2015).
- [14] A. Polino, R. Pascanu, and D. Alistarh. "Model compression via distillation and quantization." *arXiv:1802.05668* (2018).
- [15] N. Aghli and E. Ribeiro. "Combining weight pruning and knowledge distillation for cnn compression." *Proceedings of the IEEE/CVF conference on computer vision and pattern recognition*. 2021.
- [16] N. Zeng et al. "A novel tensor decomposition-based efficient detector for low-altitude aerial objects with knowledge distillation scheme." *IEEE/CAA Journal of Automatica Sinica* 11.2 (2024): 487-501.
- [17] S. R. White (1992). "Density matrix formulation for quantum renormalization groups." *Physical review letters*, 69(19), 2863
- [18] R. Orús. (2019). "Tensor networks for complex quantum systems."" *Nature Reviews Physics*, 1(9), 538-550.
- [19] J. I. Cirac; D. Pérez-García, N. Schuch, F. Verstraete. "Matrix product states and projected entangled pair." *Rev. Mod. Phys.* 9, 4, 045003 (2021)
- [20] M. Wang et al. "Tensor networks meet neural networks: A survey and future perspectives." *arXiv:2302.09019* (2023).
- [21] N. Nakatani and G. K. Chan. "Efficient tree tensor network states (TTNS) for quantum chemistry: Generalizations of the density matrix renormalization group algorithm." *The Journal of chemical physics* 138.13 (2013).
- [22] Z. Zhang et al. "Tensor network factorizations: Relationships between brain structural connectomes and traits." *Neuroimage* 197: 330-343, (2019).

- [23] A. Cichocki. "Era of big data processing: A new approach via tensor networks and tensor decompositions." arXiv:1403.2048, (2014).
- [24] A. Novikov, D. Podoprikin, A. Osokin, and D. P. Vetrov. "Tensorizing neural networks." *Advances in neural information processing systems*, 28, (2015).
- [25] M. Gabor and R. Zdunek. "Compressing convolutional neural networks with hierarchical Tucker-2 decomposition." *Applied Soft Computing* 132: 109856 (2023).
- [26] M. Zhou, Y. Liu, Z. Long, L. Chen, and C. Zhu. "Tensor rank learning in CP decomposition via convolutional neural network." *Signal Processing: Image Communication*, 73, 12-21, (2019)
- [27] P. Martin-Ramiro, U.S. de la Maza, S. Singh, and R. Orus. "Boosting defect detection in manufacturing using tensor convolutional neural networks." arXiv:2401.01373, (2023)
- [28] S. Singh, S. S. Jahromi, and R. Orus. "Tensor network compressibility of convolutional models." arXiv:2403.14379 (2024)
- [29] A. Tomut et al. "CompactifAI: extreme compression of large language models using quantum-inspired tensor networks." arXiv:2401.14109 (2024).
- [30] X. Ma et al. "A tensorized transformer for language modeling." *Advances in neural information processing systems* 32 (2019).
- [31] M. Xu, Y. Lei Xu, and D. P. Mandic. "Tensorgpt: Efficient compression of the embedding layer in llms based on the tensor-train decomposition." arXiv:2307.00526 (2023).
- [32] A. Radford. "Improving language understanding by generative pre-training." (2018).
- [33] Z. Yuan et al. "Asvd: Activation-aware singular value decomposition for compressing large language models." arXiv:2312.05821 (2023).
- [34] B. Aizpurua et al. "Quantum large language models via tensor network disentanglers." arXiv:2410.17397 (2024).
- [35] P. E. Utgoff. "Machine learning of inductive bias." Vol. 15. Springer Science & Business Media, (2012).
- [36] A. Goyal and Y. Bengio. "Inductive biases for deep learning of higher-level cognition." *Proceedings of the Royal Society A* 478.2266: 20210068, (2022).
- [37] J. Masci et al. "Geometric deep learning." *SIGGRAPH ASIA 2016 Courses*, 1-50 (2016).
- [38] S. Mei, T. Misiakiewicz, and A. Montanari. "Learning with invariances in random features and kernel models." *Conference on Learning Theory*. PMLR, (2021).
- [39] A. Radhakrishnan et al. "Mechanism for feature learning in neural networks and backpropagation-free machine learning models." *Science* 383.6690: 1461-1467, (2024).
- [40] A. Gepperth and B. Hammer. "Incremental learning algorithms and applications." *European symposium on artificial neural networks (ESANN)*, (2016).
- [41] Y. Tay et al. "Scaling Laws vs Model Architectures: How does Inductive Bias Influence Scaling?" arXiv:2207.10551 (2022).
- [42] C. Hawkins and Z. Zhang. "Bayesian tensorized neural networks with automatic rank selection." *Neurocomputing* 453: 172-180, (2021).
- [43] T.-Y. Ma et al. "Lightweight tensorized neural networks for hyperspectral image classification." *IEEE Transactions on Geoscience and Remote Sensing* 60: 1-16, (2022).
- [44] H. Touvron et al. "LLaMA: open and efficient foundation language models. arXiv." arXiv:2302.13971 (2023).
- [45] V. Lebedev et al. "Speeding-up convolutional neural networks using fine-tuned cp-decomposition." arXiv:1412.6553 (2014).

- [46] F.-L. Fan et al. "On interpretability of artificial neural networks: A survey." *IEEE Transactions on Radiation and Plasma Medical Sciences* 5.6: 741-760, (2021).
- [47] A. Ng. "Sparse autoencoder." *CS294A Lecture notes* 72.2011: 1-19, (2011).
- [48] H. Cunningham et al. "Sparse autoencoders find highly interpretable features in language models." *arXiv:2309.08600* (2023).
- [49] M. Lan et al. "Sparse autoencoders reveal universal feature spaces across large language models." *arXiv:2410.06981* (2024).
- [50] B. Aizpurua, S. Palmer, and R. Orus. "Tensor networks for explainable machine learning in cybersecurity." *arXiv:2401.00867* (2023).
- [51] C. Guo, Y. Chen, and Y. Fu. "FPGA-based component-wise LSTM training accelerator for neural granger causality analysis." *Neurocomputing* 615: 128871, (2025).
- [52] S. Basalama et al. "FlexCNN: An end-to-end framework for composing CNN accelerators on FPGA." *ACM Transactions on Reconfigurable Technology and Systems* 16.2: 1-32, (2023).
- [53] K. T. Chitty-Venkata and A. K. Somani. "Neural architecture search survey: A hardware perspective." *ACM Computing Surveys* 55.4: 1-36, (2022).
- [54] A. Nekooei and S. Safari. "Compression of deep neural networks based on quantized tensor decomposition to implement on reconfigurable hardware platforms." *Neural Networks* 150: 350-363, (2022).
- [55] C. Camaño, E. N. Epperly, J. A. Tropp. "Successive randomized compression: A randomized algorithm for the compressed MPO-MPS product", *arXiv:2504.06475* (2025).
- [56] Z. Liu et al. "Kan: Kolmogorov-arnold networks." *arXiv:2404.19756* (2024).