

# Cellwise and Casewise Robust Covariance in High Dimensions

Fabio Centofanti<sup>1</sup>, Mia Hubert<sup>1</sup>, and Peter J. Rousseeuw<sup>1</sup>

<sup>1</sup>*Section of Statistics and Data Science, Department of Mathematics, KU Leuven, Belgium*

May 26, 2025

## Abstract

The sample covariance matrix is a cornerstone of multivariate statistics, but it is highly sensitive to outliers. These can be casewise outliers, such as cases belonging to a different population, or cellwise outliers, which are deviating cells (entries) of the data matrix. Recently some robust covariance estimators have been developed that can handle both types of outliers, but their computation is only feasible up to at most 20 dimensions. To remedy this we propose the cellRCov method, a robust covariance estimator that simultaneously handles casewise outliers, cellwise outliers, and missing data. It relies on a decomposition of the covariance on principal and orthogonal subspaces, leveraging recent work on robust PCA. It also employs a ridge-type regularization to stabilize the estimated covariance matrix. We establish some theoretical properties of cellRCov, including its casewise and cellwise influence functions as well as consistency and asymptotic normality. A simulation study demonstrates the superior performance of cellRCov in contaminated and missing data scenarios. Furthermore, its practical utility is illustrated in a real-world application to anomaly detection. We also construct and illustrate the cellRCCA method for robust and regularized canonical correlation analysis.

*Keywords:* Casewise outliers; Covariance estimation; Cellwise outliers; High-dimensional data; Regularization.

# 1 Introduction

The covariance matrix is a key tool for understanding relationships between variables, making it a major component of many multivariate statistical methods. It plays a crucial role in linear and quadratic discriminant analysis, multivariate regression, cluster analysis, and countless other settings. The population covariance matrix is typically estimated by the sample covariance matrix, which is easy to compute and unbiased and consistent at distributions with finite second moments. But in real-world applications data are often contaminated by outliers that can result from measurement errors, sensor malfunctions, or rare and unexpected events. In such situations the sample covariance becomes less reliable.

Multivariate data are typically stored in an  $n \times p$  matrix, whose rows describe cases and columns are variables. Outliers are parts of the data matrix that deviate substantially from the overall pattern. Depending on the context, outliers may be undesirable errors that can distort statistical analyses, or they can be valuable signals indicating interesting phenomena. Regardless of their nature, detecting outliers is crucial when analyzing data.

Research on outliers has traditionally focused on outlying cases, also known as casewise outliers, that do not follow the same pattern as the majority of the cases. Many robust covariance estimators have been developed to address casewise outliers in order to detect and/or downweight them, see e.g. Portnoy and He (2000) and Chapter 6 of Maronna et al. (2019). For instance, M-estimators generalize maximum likelihood estimation by assigning lower weights to extreme cases. Another method is the Minimum Covariance Determinant (MCD) estimator (Rousseeuw, 1984), which seeks the subset with a fixed number of cases that is the most concentrated. Combinations of both ideas have resulted in S-estimators and MM-estimators. All casewise robust methods require that at least 50% of the cases are clean.

In recent years, cellwise outliers have gained increasing attention (Alqallaf et al., 2009). These are individual entries in the data matrix. Such deviating cells are particularly common in high-dimensional data, when the large number of variables makes it more likely that some have anomalous values. Even a relatively small proportion of outlying cells can contaminate many cases. When random cells are contaminated with probability  $\varepsilon$ , the expected fraction of contaminated cases is  $1 - (1 - \varepsilon)^p$ . This grows fast with  $p$ : even if only

1% of the cells is contaminated in  $p = 100$  dimensions, we can expect 63% of the cases to be contaminated. In such situations casewise robust methods become ineffective.

The existence of outlying cells in the data bears some resemblance to the missing data situation. But the new problem is much more challenging, because with missing cells you know exactly where they are, whereas outlying cells can be anywhere in the data matrix. Moreover, they do not have to stand out in their column. That is, they do not have to be outlying in the marginal distribution of their variable, they only need to deviate from their conditional distribution given all the other cells in the same case. This makes outlying cells difficult to detect. Some proposals were made by Van Aelst et al. (2011) and Agostinelli et al. (2015). The DDC method (Rousseeuw and Van den Bossche, 2018) detects deviating cells by taking all the pairwise correlations between the variables into account.

In recent years several cellwise robust covariance estimators have been developed. The first was the two-step generalized S-estimator (2SGS) of Agostinelli et al. (2015), based on an S-estimator for incomplete data. Recently Raymaekers and Rousseeuw (2024) constructed a cellwise robust version of the MCD estimator, which is computationally feasible up to about 20 dimensions. Some cellwise robust methods have been developed for other settings, including discriminant analysis (Aerts and Wilms, 2017), time series (Centofanti et al., 2025), principal component analysis (Hubert et al., 2019; Centofanti et al., 2024), analysis of tensor data (Hirari et al., 2025), and clustering (Zaccaria et al., 2024). For a comprehensive overview of cellwise robust methods see (Raymaekers and Rousseeuw, 2025).

Even apart from the issue of outliers, covariance estimation has to contend with another challenge, the prevalence of datasets with high dimensions. Genomics, finance, image processing, and many other fields generate datasets where the number of variables  $p$  is comparable to or even exceeds the number of observations  $n$ . This exacerbates statistical errors, leading to unreliable results (Pourahmadi, 2013). In high dimensions, a covariance matrix contains  $p(p+1)/2$  entries that have to be estimated. Even in the absence of any outliers, the sample covariance matrix performs poorly when  $n/p$  is small. It exhibits eigenvalue distortions, where large eigenvalues tend to be overestimated and small ones underestimated, leading to a biased representation of the variance structure. These distortions worsen as  $n/p$  decreases, and when  $n/p < 1$  the sample covariance matrix becomes singular. This severely limits its applicability in statistical procedures that require the inverse of the covariance

matrix.

To overcome these limitations of the sample covariance in high-dimensional settings, numerous regularized covariance estimators have been proposed in the literature. Among these, ridge-type covariance estimators have gained widespread adoption due to their simplicity, ease of implementation, and ability to consistently improve covariance estimates in high-dimensional scenarios. They are weighted averages of the sample covariance matrix and some target matrix (Ledoit and Wolf, 2004; Schäfer and Strimmer, 2005; Warton, 2008). Other approaches include eigenvalue shrinkage, which adjusts eigenvalues to correct estimation errors while preserving eigenvectors (Ledoit and Wolf, 2012), and structured covariance estimators, which impose sparsity or banded patterns (Rothman et al., 2009; Bickel and Levina, 2008). For comprehensive reviews of covariance estimation in high-dimensional settings see e.g. Engel et al. (2017) and Lam (2020).

A few methods for robust high-dimensional covariance estimation have been developed. Boudt et al. (2020) introduced the Minimum Regularized Covariance Determinant (MRCD) estimator, which extends the MCD approach to high-dimensional settings by a ridge-type regularization. It is casewise robust but not cellwise robust. Cellwise robust covariance estimation methods for high dimensions were developed by Croux and Öllerer (2016), who use rank correlations, and by Tarr et al. (2016), who employ other robust pairwise covariance estimates. But these methods tend to be less casewise robust.

Currently there is no covariance estimator that works well for both casewise and cellwise outliers and is computationally feasible in high dimensions. To address this limitation we propose the *cellwise Regularized Covariance* (cellRCov) method. It relies on a covariance decomposition into two components that are in some sense orthogonal. The first builds upon a recent method for robust dimension reduction, while the second is a weighted covariance matrix on a kind of residuals. Next it carries out a ridge-type regularization to enhance stability.

The main novelty of cellRCov is that it is the only covariance method capable of simultaneously handling cellwise outliers and casewise outliers in high-dimensional settings. It can also deal with missing values. This makes the methodology suitable for analyzing the kind of real data that is becoming increasingly common. Another novelty is in the theoretical properties shown, including consistency, influence functions, and asymptotic normality.

This is the first time a cellwise influence function of covariance is obtained.

Section 2 presents the cellRCov estimator, and Section 3 provides its theoretical properties. Section 4 elaborates on its implementation. The empirical performance of cellRCov is assessed by Monte Carlo in Section 5. Section 6 presents a real data example where cellRCov is used for anomaly detection. It also constructs and illustrates the cellRCCA method for robust and regularized canonical correlation analysis. Section 7 concludes.

## 2 Methodology

### 2.1 A covariance decomposition

Consider a  $p$ -dimensional random vector  $X$ , with mean  $\boldsymbol{\mu} = (\mu_1, \dots, \mu_p)^T$  and covariance matrix  $\boldsymbol{\Sigma} = \{\sigma_{ij}\}$ . The spectral decomposition of  $\boldsymbol{\Sigma}$  is given by

$$\boldsymbol{\Sigma} = \mathbf{E}\boldsymbol{\Lambda}\mathbf{E}^T = \sum_{j=1}^p \lambda_j \mathbf{e}_j \mathbf{e}_j^T$$

where the columns  $\mathbf{e}_1, \dots, \mathbf{e}_p$  of the matrix  $\mathbf{E} = \{\mathbf{e}_{j\ell}\}$  are the eigenvectors of  $\boldsymbol{\Sigma}$  corresponding to the eigenvalues  $\lambda_1 \geq \dots \geq \lambda_p \geq 0$ , and  $\boldsymbol{\Lambda} = \text{diag}(\lambda_1, \dots, \lambda_p)$ . We can express  $X$  as the sum of two components: one lying in the  $k$ -dimensional subspace of  $\mathbb{R}^p$  spanned by the first  $k$  eigenvectors of  $\boldsymbol{\Sigma}$ , and the other in its orthogonal complement. That is,

$$X = X^k + X^\perp \tag{1}$$

where  $X^k = \boldsymbol{\mu} + \mathbf{E}_k \mathbf{u}$  with  $\mathbf{u} = \mathbf{E}_k^T (X - \boldsymbol{\mu})$  in which the columns of  $\mathbf{E}_k$  are the first  $k$  eigenvectors  $\mathbf{e}_1, \dots, \mathbf{e}_k$ , and  $X^\perp := X - X^k$ . Then  $\boldsymbol{\Sigma}$  can be decomposed as

$$\boldsymbol{\Sigma} = \boldsymbol{\Sigma}_{X^k} + \boldsymbol{\Sigma}_{X^\perp} \tag{2}$$

where  $\boldsymbol{\Sigma}_{X^k} := \text{Cov}(X^k)$  and  $\boldsymbol{\Sigma}_{X^\perp} := \text{Cov}(X^\perp)$ , because  $X^k$  and  $X^\perp$  are uncorrelated, i.e.  $\text{Cov}(X^k, X^\perp) = \mathbf{0}$ . This decomposition is analogous to the decomposition of the response covariance in multivariate regression as the sum of the covariance of predicted values and the covariance of residuals (Johnson and Wichern, 2002).

From an estimation perspective, suppose we have  $n$  realizations  $\mathbf{x}_1, \dots, \mathbf{x}_n$  of  $X$ , along with estimates  $\hat{\boldsymbol{\mu}}$  and  $\hat{\mathbf{E}}_k$  of  $\boldsymbol{\mu}$  and  $\mathbf{E}_k$ , as well as the  $\hat{\mathbf{u}}_i$ . Then we can estimate  $\boldsymbol{\Sigma}_{\mathbf{x}^k}$

and  $\Sigma_{\mathbf{x}^\perp}$  by the sample covariance matrices of  $\widehat{\mathbf{x}}_i^k = \widehat{\boldsymbol{\mu}} + \widehat{\mathbf{E}}_k \widehat{\mathbf{u}}_i$  and  $\widehat{\mathbf{x}}_i^\perp = \mathbf{x}_i - \widehat{\mathbf{x}}_i^k$ . When classical principal component analysis (PCA) is applied, the columns of  $\widehat{\mathbf{E}}_k$  are the first  $k$  eigenvectors of the sample covariance matrix  $\mathbf{S}$ , and  $\widehat{\mathbf{u}}_i = \widehat{\mathbf{E}}_k^T(\mathbf{x}_i - \widehat{\boldsymbol{\mu}})$  where  $\widehat{\boldsymbol{\mu}}$  is the sample mean. Then the estimated  $\widehat{\Sigma}$  from (2) coincides with  $\mathbf{S}$ . Of course, in that setting we gain nothing since  $\mathbf{S}$  was used to derive both  $\widehat{\mathbf{E}}_k$  and  $\widehat{\mathbf{u}}_i$ . But the decomposition (2) becomes useful when constructing a robust estimator of covariance.

## 2.2 The cellRCov estimator

We store the data  $\mathbf{x}_1, \dots, \mathbf{x}_n$  in the  $n \times p$  data matrix  $\mathbf{X}$ . It is first standardized to  $\mathbf{Z} = \{z_{ij}\} = (\mathbf{z}_1, \dots, \mathbf{z}_n)^T = \mathbf{X} \widehat{\mathbf{D}}^{-1}$ , where  $\widehat{\mathbf{D}} = \text{diag}(\widehat{\sigma}_1^X, \dots, \widehat{\sigma}_p^X)$ . Here  $\widehat{\sigma}_j^X$  is the M-scale of the univariate samples  $(x_{1j} - m_j, \dots, x_{nj} - m_j)$ , where  $m_j$  is the median of the  $j$ -th variable. An M-scale of a univariate sample  $(t_1, \dots, t_n)$  is the solution  $\widehat{\sigma}$  of an equation

$$\frac{1}{n} \sum_{i=1}^n \rho\left(\frac{t_i}{a\sigma}\right) = \delta. \quad (3)$$

For maximal robustness we take  $\delta = \max(\rho)/2$ , and the consistency factor  $a$  is chosen such that  $E[\rho(t/a)] = \delta$  for  $t \sim N(0, 1)$ , the standard Gaussian distribution. The function  $\rho$  is the hyperbolic tangent (*tanh*) function  $\rho_{b,c}$  introduced by Hampel et al. (1981). It is defined piecewise by

$$\rho_{b,c}(t) = \begin{cases} t^2/2 & \text{if } 0 \leq |t| \leq b, \\ d - (q_1/q_2) \ln(\cosh(q_2(c - |t|))) & \text{if } b \leq |t| \leq c, \\ d & \text{if } c \leq |t|, \end{cases} \quad (4)$$

where  $d = (b^2/2) + (q_1/q_2) \ln(\cosh(q_2(c - b)))$ , with the default values  $b = 1.5$  and  $c = 4$  with  $q_1 = 1.540793$  and  $q_2 = 0.8622731$ . With this choice, we have  $\delta = 1.8811$  and  $a = 0.3431$ .

The *cellwise Regularized Covariance* (cellRCov) method starts by decomposing the  $\mathbf{z}_i$  as  $\mathbf{z}_i^k + \mathbf{z}_i^\perp$  as in (2) by applying PCA to  $\mathbf{Z}$ . Since the data may contain outliers, we cannot use classical PCA (CPCA) for this. The sensitivity of CPCA to outliers can be seen by reformulating it as follows. The goal of CPCA is to represent  $\mathbf{Z}$  in a lower dimensional space, that is

$$\mathbf{Z} = \mathbf{1}_n \boldsymbol{\mu}^T + \mathbf{U} \mathbf{V}^T + \mathbf{E}, \quad (5)$$

where  $\mathbf{1}_n$  is a column vector with all  $n$  components equal to 1,  $\mathbf{U} = \{u_{i\ell}\} = [\mathbf{u}^1, \dots, \mathbf{u}^k] = [\mathbf{u}_1, \dots, \mathbf{u}_n]^T$  which is  $n \times k$ ,  $\mathbf{V} = \{v_{j\ell}\} = [\mathbf{v}^1, \dots, \mathbf{v}^k] = [\mathbf{v}_1, \dots, \mathbf{v}_p]^T$  is a  $p \times k$  matrix, and the matrix  $\mathbf{E} = [\mathbf{z}_1^\perp, \dots, \mathbf{z}_n^\perp]^T$  is the error term. Then  $\boldsymbol{\mu}$ ,  $\mathbf{U}$ , and  $\mathbf{V}$  are estimated as  $\hat{\boldsymbol{\mu}}_{L^2}$ ,  $\hat{\mathbf{U}}_{L^2}$ , and  $\hat{\mathbf{V}}_{L^2}$  that together minimize

$$\sum_{i=1}^n \sum_{j=1}^p \left( z_{ij} - \mu_j - \sum_{\ell=1}^k u_{i\ell} v_{j\ell} \right)^2 = \sum_{i=1}^n \sum_{j=1}^p r_{ij}^2, \quad (6)$$

where the residuals are denoted  $r_{ij} := z_{ij} - \mu_j - \sum_{\ell=1}^k u_{i\ell} v_{j\ell}$ . This quadratic loss function makes it a least squares fit, which is very sensitive to casewise and cellwise outliers. Another challenge is the presence of missing data, as CPCA requires complete data.

Instead of CPCA we will use the cellPCA method (Centofanti et al., 2024) that can handle both cellwise and casewise outliers as well as missing values. It obtains estimators  $\hat{\mathbf{V}}$ ,  $\hat{\mathbf{U}}$ , and  $\hat{\boldsymbol{\mu}}$  of the  $\mathbf{V}$ ,  $\mathbf{U}$ , and  $\boldsymbol{\mu}$  in (5) by minimizing the loss function

$$L_{\rho_1, \rho_2}(\mathbf{Z}, \mathbf{V}, \mathbf{U}, \boldsymbol{\mu}) := \frac{\hat{\sigma}_2^2}{m} \sum_{i=1}^n m_i \rho_2 \left( \frac{1}{\hat{\sigma}_2} \sqrt{\frac{1}{m_i} \sum_{j=1}^p m_{ij} \hat{\sigma}_{1,j}^2 \rho_1 \left( \frac{r_{ij}}{\hat{\sigma}_{1,j}} \right)} \right), \quad (7)$$

where  $m_{ij}$  is 0 if  $x_{ij}$  is missing and 1 otherwise,  $m_i = \sum_{j=1}^p m_{ij}$ , and  $m = \sum_{i=1}^n m_i$ . The scales  $\hat{\sigma}_{1,j}$  standardize the *cellwise residuals*  $r_{ij}$ , and the scale  $\hat{\sigma}_2$  standardizes the *casewise total deviation* defined as

$$t_i := \sqrt{\frac{1}{m_i} \sum_{j=1}^p m_{ij} \hat{\sigma}_{1,j}^2 \rho_1 \left( \frac{r_{ij}}{\hat{\sigma}_{1,j}} \right)}. \quad (8)$$

For  $\rho_1(z) = \rho_2(z) = z^2$  the objective (7) becomes the objective (6) of CPCA, but here we use the bounded functions  $\rho_1$  and  $\rho_2$  of type (4). This makes  $\hat{\boldsymbol{\mu}}$ ,  $\hat{\mathbf{U}}$ , and  $\hat{\mathbf{V}}$  robust against both cellwise and casewise outliers. Indeed, a cellwise outlier in the cell  $(i, j)$  yields a cellwise residual  $r_{ij}$  with a large absolute value, but the boundedness of  $\rho_1$  reduces its effect on the estimates. Similarly, a casewise outlier results in a large casewise total deviation  $t_i$  but its effect is reduced by  $\rho_2$ . Note that in the computation of  $t_i$  the effect of cellwise outliers is tempered by the presence of  $\rho_1$ . This avoids that a single cellwise outlier would always give its case a large  $t_i$ . The algorithm for minimizing (7) starts from an initial estimate, the MacroPCA method (Hubert et al., 2019), which begins with the DDC method (Rousseeuw and Van den Bossche, 2018). From the initial fit, we compute

cellwise residuals  $r_{ij}^{(0)}$ . For every coordinate  $j = 1, \dots, p$  we then compute  $\hat{\sigma}_{1,j}$  as the M-scale of the cellwise residuals  $r_{ij}^{(0)}$ . We then construct casewise total deviations  $t_i^{(0)}$  by (8). Next, we compute  $\hat{\sigma}_2$  as the M-scale of those  $t_i^{(0)}$ . The objective (7) is then minimized by an iteratively reweighted least squares algorithm described in Centofanti et al. (2024).

So far we have only estimated the principal subspace, but not yet robust principal axes inside that subspace. To obtain those, cellPCA next estimates the covariance of the fitted points  $\mathbf{z}_i^k = \hat{\mathbf{z}}_i = \hat{\boldsymbol{\mu}} + \hat{\mathbf{V}}\hat{\mathbf{u}}_i$  as

$$\tilde{\boldsymbol{\Sigma}}_{\mathbf{z}^k} = \hat{\mathbf{V}}\hat{\boldsymbol{\Sigma}}_{\text{MCD}}(\hat{\mathbf{U}})\hat{\mathbf{V}}^T, \quad (9)$$

where  $\hat{\boldsymbol{\Sigma}}_{\text{MCD}}(\cdot)$  is computed by the MCD estimator (Rousseeuw, 1984; Hubert et al., 2012) with parameter  $0.5 \leq \alpha < 1$ . This avoids undue influence of potentially outlying  $\mathbf{z}_i^k$ . The eigenvectors of  $\tilde{\boldsymbol{\Sigma}}_{\mathbf{z}^k}$  then yield robust principal axes.

A residual  $\hat{r}_{ij}$  in the matrix  $\hat{\mathbf{R}} = \{\hat{r}_{ij}\} = \{z_{ij} - \hat{z}_{ij}\} = \mathbf{Z} - \hat{\mathbf{Z}}$  is suspect whenever its  $z_{ij}$  is. To obtain a version of  $\mathbf{Z}$  that is free of cellwise outliers, we define the imputed data matrix as

$$\mathbf{Z}^{\text{imp}} := \hat{\mathbf{Z}} + \widetilde{\mathbf{W}} \odot \hat{\mathbf{R}}, \quad (10)$$

where the Hadamard product  $\odot$  multiplies matrices entry by entry. In this expression  $\widetilde{\mathbf{W}} = \widetilde{\mathbf{W}}^{\text{cell}} \odot \mathbf{M}$ , where the  $n \times p$  matrix  $\widetilde{\mathbf{W}}^{\text{cell}} = \{w_{ij}^{\text{cell}}\}$  contains the *cellwise weights*

$$w_{ij}^{\text{cell}} = \psi_1\left(\frac{\hat{r}_{ij}}{\hat{\sigma}_{1,j}}\right) / \frac{\hat{r}_{ij}}{\hat{\sigma}_{1,j}}, \quad i = 1, \dots, n, \quad j = 1, \dots, p, \quad (11)$$

where  $\psi_1 = \rho'_1$  with the convention  $w_{ij}^{\text{cell}}(0) = 1$ . The  $n \times p$  matrix  $\mathbf{M}$  contains the missingness indicators  $m_{ij}$ . We then use the imputed residuals  $\hat{\mathbf{R}}^{\text{imp}} = \mathbf{Z}^{\text{imp}} - \hat{\mathbf{Z}} = \widetilde{\mathbf{W}} \odot \hat{\mathbf{R}}$  to estimate the second term of the decomposition (2) as

$$\tilde{\boldsymbol{\Sigma}}_{\mathbf{z}^\perp} = \{\tilde{\sigma}_{(\mathbf{z}^\perp)j\ell}\} = \frac{1}{b} \sum_{i=1}^n w_i^{\text{case}} \widetilde{\mathbf{W}}_i (\mathbf{z}_i - \hat{\mathbf{z}}_i)(\mathbf{z}_i - \hat{\mathbf{z}}_i)^T \widetilde{\mathbf{W}}_i, \quad (12)$$

where  $\widetilde{\mathbf{W}}_i$  is a diagonal matrix whose diagonal is the  $i$ -th row of  $\widetilde{\mathbf{W}}$ , and  $b$  is given by  $b = \sum_{i=1}^n \sum_{j=1}^p \sum_{\ell=1}^p m_{ij} m_{i\ell} w_i^{\text{case}} w_{ij}^{\text{cell}} w_{i\ell}^{\text{cell}} / p^2$ . Here the *casewise weights*  $w_i^{\text{case}}$  are defined as

$$w_i^{\text{case}} = \psi_2\left(\frac{\hat{t}_i}{\hat{\sigma}_2}\right) / \frac{\hat{t}_i}{\hat{\sigma}_2}, \quad i = 1, \dots, n, \quad (13)$$

with  $\psi_2 = \rho'_2$ , and  $\hat{t}_i$  is obtained from (8) with  $\hat{r}_{ij}$  in place of  $r_{ij}$ .



In high-dimensional settings, where the number of variables  $p$  is comparable to or exceeds the number of observations  $n$ , estimating a covariance matrix becomes challenging due to the huge number of parameters  $(p^2 + p)/2$  it contains. In such situations the matrix  $\tilde{\Sigma}_{z^\perp}$  of (12) can degrade, as it inherits some of the limitations of the sample covariance. Indeed,  $\tilde{\Sigma}_{z^\perp}$  is a kind of weighted sample covariance matrix. Therefore we stabilize  $\tilde{\Sigma}_{z^\perp}$  by a ridge-type regularization, yielding

$$\tilde{\Sigma}_{z^\perp}^R = (1 - \delta)\tilde{\Sigma}_{z^\perp} + \delta\mathbf{T}, \quad (14)$$

where  $\mathbf{T} = \text{diag}((\tilde{\Sigma}_{z^\perp})_{11}, \dots, (\tilde{\Sigma}_{z^\perp})_{pp})$  is the diagonal target matrix with the diagonal entries of  $\tilde{\Sigma}_{z^\perp}$ , and  $\delta \in (0, 1]$  is the tuning parameter that controls the amount of shrinkage. The superscript  $R$  in  $\tilde{\Sigma}_{z^\perp}^R$  stands for Regularized. As the target matrix  $\mathbf{T}$  is positive definite, the resulting  $\tilde{\Sigma}_{z^\perp}^R$  will be as well for  $\delta > 0$ . Several alternative target matrices have been proposed in the literature, see e.g. Engel et al. (2017), but we prefer  $\mathbf{T}$  as suggested by Schäfer and Strimmer (2005) because it leaves the diagonal entries of  $\tilde{\Sigma}_{z^\perp}$  intact, so it does not shrink the estimated variances.

The cellRCov estimate  $\hat{\Sigma}_z$  of the covariance of  $\mathbf{z}$  is defined as  $\hat{\Sigma}_z := \hat{\Sigma}_{z^k} + \hat{\Sigma}_{z^\perp}^R$ . Undoing the original standardization by the diagonal matrix  $\hat{\mathbf{D}}$ , this yields

$$\text{cellRCov}(\mathbf{X}) = \hat{\Sigma} = \hat{\mathbf{D}}(\tilde{\Sigma}_{z^k} + \tilde{\Sigma}_{z^\perp}^R)\hat{\mathbf{D}}. \quad (15)$$

The standardization step in the beginning ensures that cellRCov is scale equivariant, meaning that for any diagonal matrix  $\mathbf{D} = \text{diag}(d_1, \dots, d_p)$  with  $d_j > 0$ , the estimator satisfies  $\hat{\Sigma}(\mathbf{X}\mathbf{D}) = \mathbf{D}\hat{\Sigma}(\mathbf{X})\mathbf{D}$ . Therefore  $\hat{\Sigma}$  reacts in the usual way to changes of variable units.

### 3 Large-sample properties

In this section the influence functions and asymptotic normality of cellRCov are presented. The proofs are provided in Section A of the Supplementary Material. For notational simplicity we assume that the data  $\mathbf{X}$  are already standardized, so  $\hat{\mathbf{D}} = \mathbf{I}_p$ .

Consider a  $p$ -variate random variable  $X$  with distribution  $H_0$ . We then contaminate it as in Alqallaf et al. (2009), yielding

$$X_\varepsilon = (\mathbf{I}_p - \mathbf{B})X + \mathbf{B}\mathbf{z} \quad (16)$$

where  $\mathbf{z} = (z_1, \dots, z_p)^T$  is the position of the contamination. The diagonal matrix  $\mathbf{B}$  equals  $\text{diag}(B_1, B_2, \dots, B_p)$  where  $(B_1, B_2, \dots, B_p)$  follows a  $p$ -variate distribution  $G_\varepsilon$ . Its marginals  $B_1, \dots, B_p$  are Bernoulli random variables, and  $(B_1, B_2, \dots, B_p)$  and  $X$  are independent. We denote the distribution of  $X_\varepsilon$  as  $H(G_\varepsilon, \mathbf{z})$ .

The *fully dependent contamination model* (FDCM) assumes that  $P(B_1 = \dots = B_p) = 1$ . In that situation the distribution of  $X_\varepsilon$  simplifies to  $(1 - \varepsilon)H_0 + \varepsilon\Delta_{\mathbf{z}}$  where  $\Delta_{\mathbf{z}}$  is the distribution which puts all of its mass in the point  $\mathbf{z}$ . The *fully independent contamination model* (FICM) instead assumes that  $B_1, \dots, B_p$  are independent. We denote  $G_\varepsilon$  as  $G_\varepsilon^D$  in the dependent model, and as  $G_\varepsilon^I$  in the independent model.

The influence function (IF) is a key robustness tool. It reveals how an estimating functional, i.e., a mapping from a space of probability measures to a parameter space, changes due to a small amount of contamination. The usual IF uses casewise contamination, but Alqallaf et al. (2009) proposed a cellwise version as well. For a functional  $\mathbf{T}$  with values in  $\mathbb{R}^p$ , the cellwise influence function  $\text{IF}_{\text{cell}}(\mathbf{z}, \mathbf{T}, H_0)$  is defined as

$$\text{IF}_{\text{cell}}(\mathbf{z}, \mathbf{T}, H_0) = \left. \frac{\partial}{\partial \varepsilon} \mathbf{T}(H(G_\varepsilon^I, \mathbf{z})) \right|_{\varepsilon=0} = \lim_{\varepsilon \downarrow 0} \frac{\mathbf{T}(H(G_\varepsilon^I, \mathbf{z})) - \mathbf{T}(H_0)}{\varepsilon} \quad (17)$$

whereas the usual casewise influence function (Hampel et al., 1986) is defined as

$$\text{IF}_{\text{case}}(\mathbf{z}, \mathbf{T}, H_0) = \left. \frac{\partial}{\partial \varepsilon} \mathbf{T}(H(G_\varepsilon^D, \mathbf{z})) \right|_{\varepsilon=0} = \lim_{\varepsilon \downarrow 0} \frac{\mathbf{T}(H(G_\varepsilon^D, \mathbf{z})) - \mathbf{T}(H_0)}{\varepsilon}. \quad (18)$$

We denote the functional corresponding to the cellRCov estimator  $\hat{\Sigma}$  in (15) by  $\Sigma(H)$ . We derive the IF of the  $p^2 \times 1$  column vector  $\text{vec}(\Sigma(H))$ , where  $\text{vec}(\cdot)$  converts a matrix to a vector by stacking its columns on top of each other. The derivation of the IF of  $\text{vec}(\Sigma(H))$  is long, and involves computing the IF of the various components of its construction, such as  $\mathbf{V}(H)$  from (7),  $\Sigma_{\text{MCD}}^{\mathbf{u}}(H) = \Sigma_{\text{MCD}}(\hat{\mathbf{U}})$  from (9), and  $\Sigma_{\mathbf{x}^\perp}$  from (12). Therefore these computations are relegated to Section A of the Supplementary Material.

**Theorem 1.** *The casewise and cellwise influence functions of  $\text{vec}(\Sigma)$  are*

$$\begin{aligned} \text{IF}_{\text{case}}(\mathbf{z}, \text{vec}(\Sigma), H_0) &= \mathbf{R}_1 \text{IF}_{\text{case}}(\mathbf{z}, \text{vec}(\mathbf{V}), H_0) + \mathbf{R}_2 \text{IF}_{\text{case}}(\mathbf{z}, \text{vec}(\Sigma_{\text{MCD}}^{\mathbf{u}}), H_0) \\ &\quad + \text{IF}_{\text{case}}(\mathbf{z}, \text{vec}(\Sigma_{\mathbf{x}^\perp}), H_0) \end{aligned} \quad (19)$$

$$\begin{aligned} \text{IF}_{\text{cell}}(\mathbf{z}, \text{vec}(\Sigma), H_0) &= \mathbf{R}_1 \text{IF}_{\text{cell}}(\mathbf{z}, \text{vec}(\mathbf{V}), H_0) + \mathbf{R}_2 \text{IF}_{\text{cell}}(\mathbf{z}, \text{vec}(\Sigma_{\text{MCD}}^{\mathbf{u}}), H_0) \\ &\quad + \text{IF}_{\text{cell}}(\mathbf{z}, \text{vec}(\Sigma_{\mathbf{x}^\perp}), H_0). \end{aligned} \quad (20)$$

All of these terms are computed in Propositions 1 to 3 in Section A of the Supplementary Material. In particular

$$\begin{aligned}\mathbf{R}_1 &= (\mathbf{V}(H_0)\boldsymbol{\Sigma}_{\text{MCD}}^u(H_0) \otimes \mathbf{I}_p) + (\mathbf{I}_p \otimes \mathbf{V}(H_0)\boldsymbol{\Sigma}_{\text{MCD}}^u(H_0))\mathbf{K}_{p,k} \\ \mathbf{R}_2 &= \mathbf{V}(H_0) \otimes \mathbf{V}(H_0)\end{aligned}$$

in which  $\otimes$  is the Kronecker product and  $\mathbf{K}_{p,k}$  is a  $pk \times pk$  permutation matrix.

Let us look at a special case to get a feel for these results. For our model distribution we choose the bivariate normal  $H_0 = N\left(\mathbf{0}, \begin{bmatrix} 1 & 0.9 \\ 0.9 & 1 \end{bmatrix}\right)$  and we set  $k = 1$ . The left panel of Figure 1 shows the bounded casewise IF of the entry  $\hat{\sigma}_{11}$  of the estimated covariance matrix  $\boldsymbol{\Sigma}$ . Its shape looks complicated at first. A point  $\mathbf{z}$  with small  $|z_2|$  and large  $|z_1|$  gets imputed by moving its first cell, so its IF is the same as for some smaller  $z_1$ . This explains why the IF has a constant shape in  $z_2$  no matter how far we move  $z_1$ . That shape is quadratic for centrally located  $z_2$ , gets lower outside, and stays constant further away. The situation is similar for small  $|z_1|$  and large  $|z_2|$ . Moreover, a far-out point  $\mathbf{z}$  close to the principal subspace given by  $z_1 = z_2$  will have both its cells imputed, explaining the constant shape of the IF along the first diagonal. The cellwise IF in the right panel is bounded as well, and in its cross-sections parallel to the axes we again see the shape is quadratic in the middle, lower outside, and constant further out.

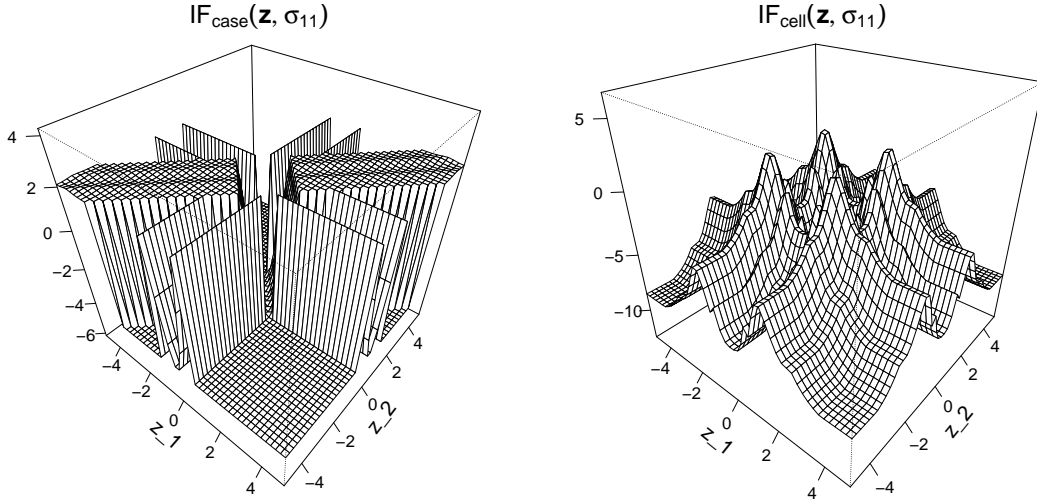


Figure 1: The casewise (left) and cellwise (right) IF of  $\sigma_{11}$  at the bivariate normal  $H_0$ .

The following theorem states the consistency of the cellRCov estimator. Suppose we

obtain i.i.d. observations  $\mathbf{x}_1, \dots, \mathbf{x}_n$  from  $H_0$ . We denote the corresponding empirical distribution function as  $H_n$  and put  $\Sigma_n := \Sigma(H_n)$ .

**Theorem 2.** *Under the assumptions of Propositions 5 to 8 in Section B of the Supplementary Material,  $\text{vec}(\Sigma_n)$  is consistent for  $\text{vec}(\Sigma(H_0))$ .*

It turns out that cellRCov is asymptotically normal, and its asymptotic covariance is related to the casewise influence function:

**Theorem 3.** *Under suitable regularity conditions on  $\Sigma$ , we have that*

$$\sqrt{n} [\text{vec}(\Sigma_n) - \text{vec}(\Sigma(H_0))] \rightarrow_{\mathcal{D}} N_{p^2}(\mathbf{0}, \mathbf{V}(\Sigma, H_0)) \quad (21)$$

with  $\mathbf{V}(\Sigma, H_0) = \int \text{IF}_{\text{case}}(\mathbf{x}, \Sigma, H_0) (\text{IF}_{\text{case}}(\mathbf{x}, \Sigma, H_0))^T dH_0(\mathbf{x})$ .

The proof is in Section B of the Supplementary Material.

## 4 Matters of implementation

The cellRCov method contains two parameters, the rank  $k$  of the principal subspace in the PCA model (5) fitted in the first step, and the factor  $\delta$  in the ridge-type regularization (15). They often need to be selected in a data-dependent way, as described below.

### 4.1 Selecting the rank $k$

Horn (1965) developed Parallel Analysis (PA) to automatically select the number of components of PCA applied to standardized data. Its rationale is that sampling variability will produce eigenvalues above 1 even if all eigenvalues of the population correlation matrix are exactly 1 and no large components exist, as with independent variates (Buja and Eyuboglu, 1992). PA first standardizes the eigenvalues by dividing them by their average, and then compares them with those from standard normal data with the same  $n$  and  $p$ . Those that are larger than the eigenvalues from the random data are kept.

In classical PCA, each eigenvalue  $\ell_s$  is the difference in reconstruction error achieved by the models with  $s$  and  $s - 1$  components, that is,  $\ell_s = \nu_s - \nu_{s-1}$  where  $\nu_s$  is the Frobenius norm  $\nu_s := \|\mathbf{Z} - \widehat{\mathbf{Z}}_s\|_F^2$  in which  $\widehat{\mathbf{Z}}_s$  is the best rank  $s$  approximation of  $\mathbf{Z}$ . In particular

$\nu_0 = \|\mathbf{Z} - \mathbf{1}_n \bar{\mathbf{z}}^T\|_F^2$ . where  $\bar{\mathbf{z}}$  is the sample mean. For cellPCA applied to the standardized data  $\mathbf{Z}$ , we instead define  $\nu_s$  as the objective (7) of the cellPCA fit of rank  $s$ . For  $\nu_0$  we compute (7) on the cellwise residuals  $z_{ij} - m_j^z$  where  $m_j^z = 0$  is the median of the  $j$ -th variable of  $\mathbf{Z}$ . The reference distribution of the eigenvalues is obtained by applying CPCA to simulated standard normal random datasets, and computing  $\nu_s$  as the objective (7) of  $\hat{\mathbf{Z}}_s$ . Then we select  $k$  as the number of eigenvalues that are larger than a given percentile of this distribution. In simulation settings with a given rank  $k$  this selection mechanism worked well.

## 4.2 Selecting $\delta$

To select the regularization parameter  $\delta$  we follow Bickel and Levina (2008) by using their  $H$ -fold cross-validation procedure with  $H = 5$ . We randomly split the original sample  $H$  times into two subsets of sizes  $n_1 = n/3$  and  $n_2 = n - n_1$ . For the  $h$ -th split,  $\tilde{\Sigma}_{\mathbf{z}^\perp}^{R,h}(\delta)$  denotes the cellRCov estimate of  $\Sigma_{\mathbf{z}^\perp}$  computed from the first subset, and  $\tilde{\Sigma}_{\mathbf{z}^\perp}^h$  represents the unregularized estimate of  $\Sigma_{\mathbf{z}^\perp}$  computed from the second subset. Then we choose  $\delta$  as

$$\hat{\delta} = \underset{\delta \in (0,1]}{\operatorname{argmin}} \frac{1}{H} \sum_{h=1}^H \left\| \tilde{\Sigma}_{\mathbf{z}^\perp}^{R,h}(\delta) - \tilde{\Sigma}_{\mathbf{z}^\perp}^h \right\|_F. \quad (22)$$

In our simulations we indeed saw that the selected  $\delta$  tended to grow with the dimension.

## 5 Simulation study

We study the performance of the cellRCov method (15) by Monte Carlo, where the clean data are generated from a multivariate Gaussian with  $\boldsymbol{\mu} = \mathbf{0}$  and covariance matrix  $\Sigma = \{\sigma_{j\ell}\}$ . We first consider the A09 covariance matrix with  $\sigma_{j\ell} = (-0.9)^{|j-\ell|}$ . We generate  $n = 100$  data points in dimensions  $p = 30, 60, 120$  so both  $n > p$  and  $n < p$  occur.

Three contamination types are considered. In the cellwise outlier scenario we randomly replace 20% of the cells  $x_{ij}$  by  $\gamma$ . The parameter  $\gamma$  varies from 0 to 10, and when  $\gamma$  is 0 we do not contaminate the data. In the casewise outlier setting, 20% of the cases are generated from  $N(\gamma\sqrt{p}\mathbf{e}/\sqrt{\mathbf{e}^T\Sigma^{-1}\mathbf{e}}, \Sigma)$  where  $\mathbf{e}$  is the eigenvector of  $\Sigma$  with smallest eigenvalue. In the third scenario, the data is contaminated by 10% of cellwise outliers as well as 10% of

casewise outliers. We measure performance by the Kullback-Leibler discrepancy between the estimated  $\hat{\Sigma}$  and the true  $\Sigma$ , given by

$$\text{KL}(\hat{\Sigma}, \Sigma) = \text{trace} \left( \hat{\Sigma} \Sigma^{-1} - I_p \right) - \log \left( \det \left( \hat{\Sigma} \Sigma^{-1} \right) \right).$$

For each setting of the simulation parameters we generate 200 datasets, and report the average Kullback-Leibler discrepancy over these 200 replications. The figures in this section show the average KL for the covariance model A09. The plots for three other covariance models are very similar, see the figures in Section C of the Supplementary Material.

We compare cellRCov with a regularized version of the sample covariance denoted by RCov, which carries out a ridge-type covariance regularization as described in Section 2.2. The other competitors are RSpearman, the regularized approach based on the Spearman correlation of Croux and Öllerer (2016), and the casewise robust minimum regularized covariance determinant (caseMRCD) estimator of Boudt et al. (2020). For cellRCov, the rank  $k$  and the regularization parameter  $\delta$  are selected as described in Sections 4.1 and 4.2. We used the default versions of both RSpearman and caseMRCD.

The top row of Figure 2 shows the results for dimension  $p = 30$ . We see that the nonrobust RCov exploded in the presence of cellwise outliers, casewise outliers, and both. The caseMRCD method failed when there are cellwise outliers, while RSpearman performed poorly for casewise outliers. CellRCov did well in for all three contamination types. Note that some of the curves have a local maximum for  $\gamma$  around 2 or 3, which is perfectly natural because that is around the boundary of the region where a cell or a case might be considered outlying. Cells or cases with smaller  $\gamma$  are not downweighted, so they have an effect. The middle row of Figure 2 shows qualitatively similar results for  $p = 60$ , as does the bottom row for  $p = 120$  where  $p > n$ . We conclude that cellRCov was the only method with satisfactory performance in all three outlier settings.

To assess performance in the presence of missing data, we repeated the simulation while setting 20% of randomly selected cells to NA. In this situation we cannot run caseMRCD, which was not designed for incomplete data. For RCov and RSpearman we computed the correlations and covariances between each pair of variables on their complete pairs of cells. The resulting Figure 3 looks quite similar to Figure 2. Again cellRCov outperforms the other approaches over the three outlier settings and in all three dimensions. The other

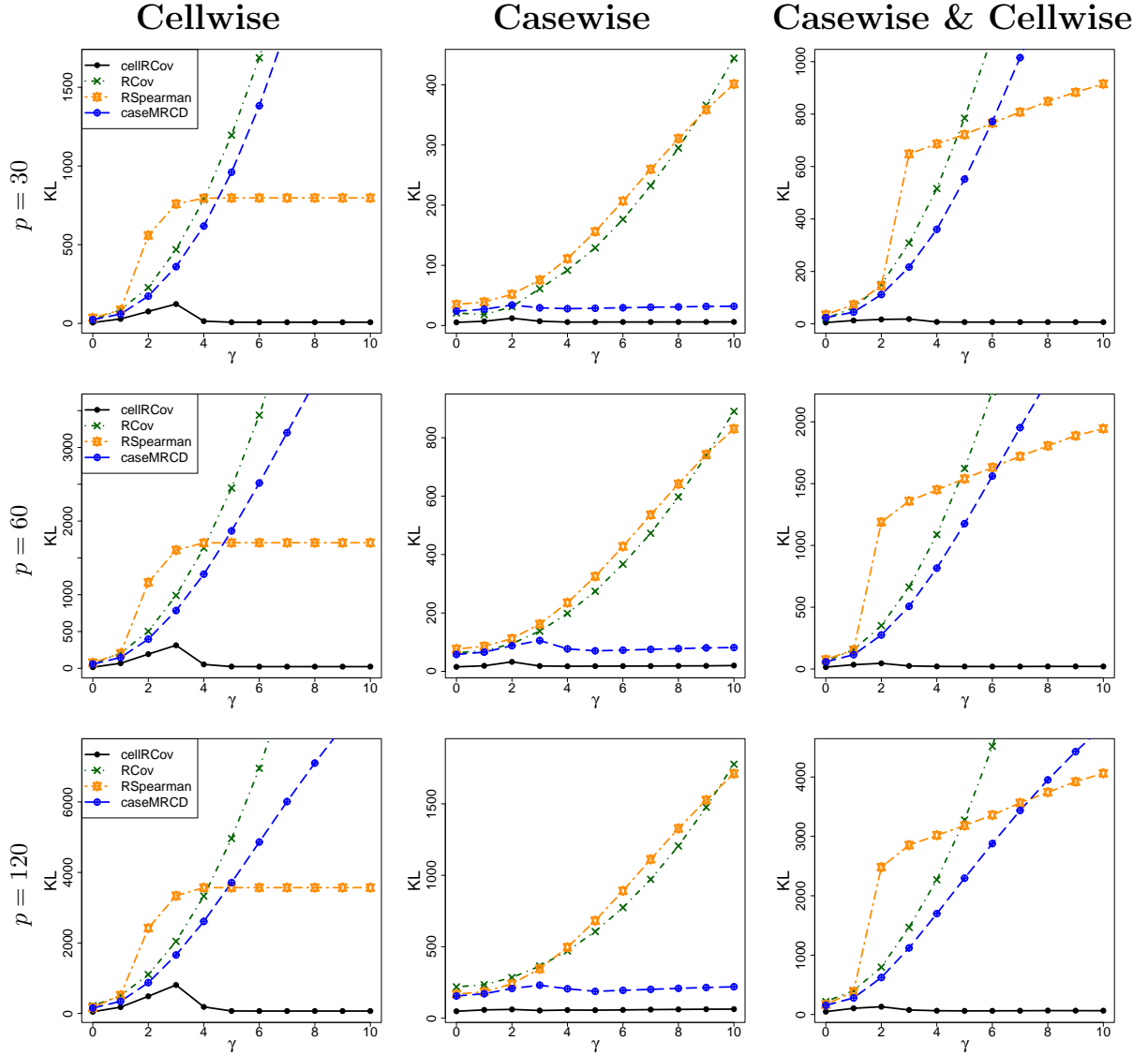


Figure 2: Average KL attained by cellRCov, RCov, RSpearman, and caseMRCD in the presence of cellwise outliers, casewise outliers, or both for the A09 covariance model and dimensions  $p$  in  $\{30, 60, 120\}$ .

methods are not competitive in these demanding settings.

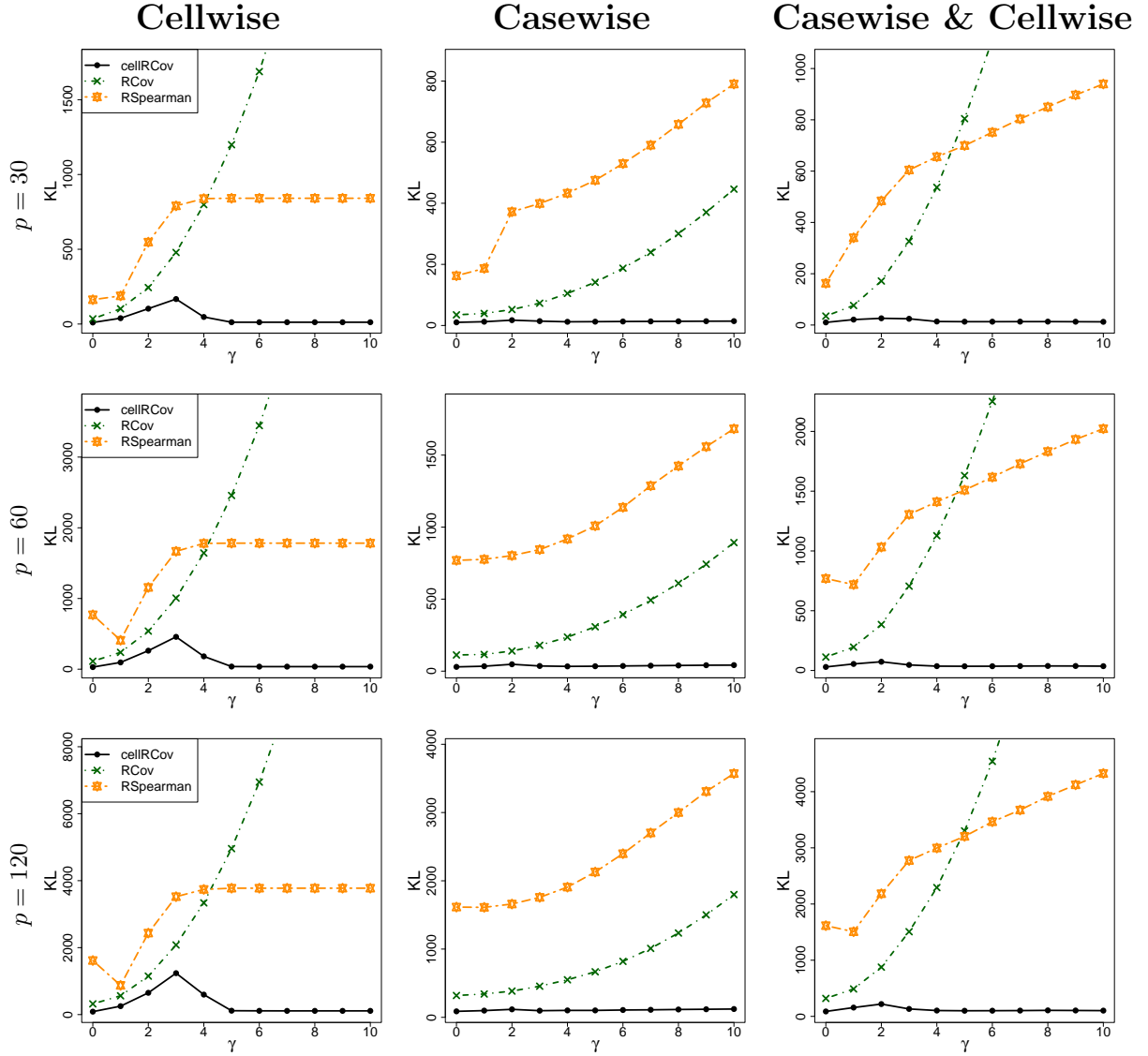


Figure 3: Average KL attained by cellRCov, RCov, RSpearman, and caseMRCD in the presence of cellwise outliers, casewise outliers, or both for the A09 covariance model and dimensions  $p$  in  $\{30, 60, 120\}$ , with 20% of missing cells.

## 6 Real data examples

### 6.1 Anomaly detection in a welding process

To demonstrate the potential of the proposed covariance estimator, we consider an application about resistance spot welding (RSW) in automotive manufacturing. RSW is the most common technique employed in joining metal sheets for mass production. In this process



two overlapping galvanized steel sheets are joined without the use of any filler material, to guarantee the structural integrity and solidity of the welded items (Martín et al., 2014). The so-called dynamic resistance curve (DRC) shows how the electrical resistance between the pieces of metal being joined changes during the welding operation, providing a technological signature of the metallurgical development of a spot weld. Anomalous conditions, such as excessive welding current and insufficient electrode pressure, cause expulsion in the welding joint (Mikno et al., 2018). Expulsion is the ejection of molten metal from either the interfaces of metal sheets or the interfaces between metal sheets and electrodes, resulting in a serious defect that destroys the welding strength. It also reduces the electrode life. Given these detrimental effects, detecting expulsion is paramount for ensuring consistent welding quality in production lines.

The dataset consists of  $n = 115$  DRC curves measured in  $m\Omega$ , collected for five spot welding points made by the same welding machine. The data are shown in Figure 4. The total number of variables is  $p = 750$ , and expulsion occurred in parts of 70 curves (cases).

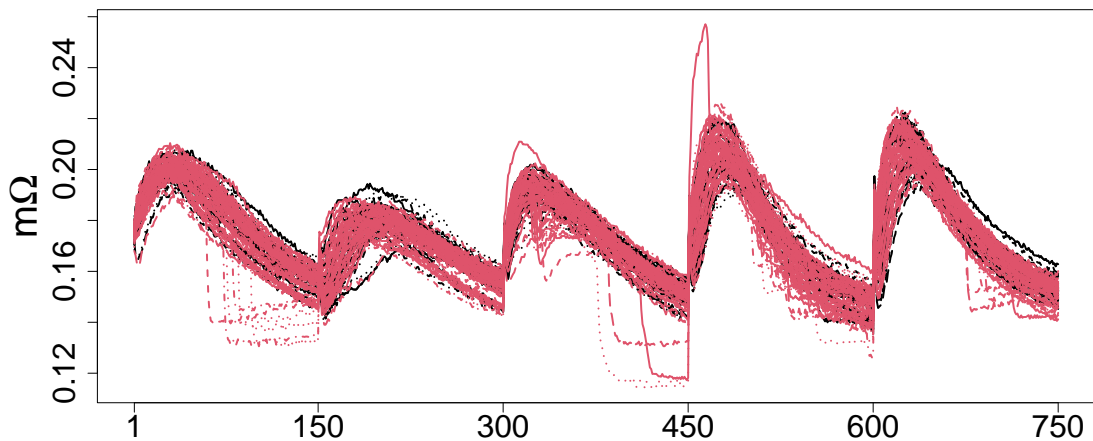


Figure 4: The 115 DRC measurements in  $[m\Omega]$  corresponding to five spot welding points. Red curves are cases where expulsion occurred.

Since manual labeling of expulsions is time-consuming and costly, the goal is to develop an unsupervised method for detecting joints where expulsion has occurred. For this purpose we consider a detection rule where a case  $\mathbf{x}_i$  is classified as anomalous if its Mahalanobis distance  $MD_i = ((\mathbf{x}_i - \hat{\boldsymbol{\mu}})^T \hat{\boldsymbol{\Sigma}}^{-1} (\mathbf{x}_i - \hat{\boldsymbol{\mu}}))^{1/2}$  exceeds a threshold. Since  $p > n$ , we need to use regularized estimators. We compare the performance of the detection rule using the

cellRCov, RCov, Spearman, and caseMRCD estimates of  $\mu$  and  $\Sigma$ .

The performance of these methods is measured by their receiver operating characteristic (ROC) curves, which describe the trade-off between the true positive rate (TPR) and the false positive rate (FPR) at various thresholds. The TPR, also known as sensitivity, is the proportion of actual positives identified correctly, while the true negative rate (TNR), also called specificity, is the proportion of actual negatives classified correctly. In Figure 5 we see that cellRCov substantially outperforms the competing methods as its ROC curve lies consistently above the others. This is also reflected in the area under the ROC curve (AUC), a standard summary measure of the effectiveness of a detection rule. Higher values of AUC indicate better discrimination between normal and anomalous cases. The AUC of the cellRCov rule is 0.953, which is close to the maximal value of 1 and far exceeds those of RCov (0.878), caseMRCD (0.774), and Spearman (0.615).

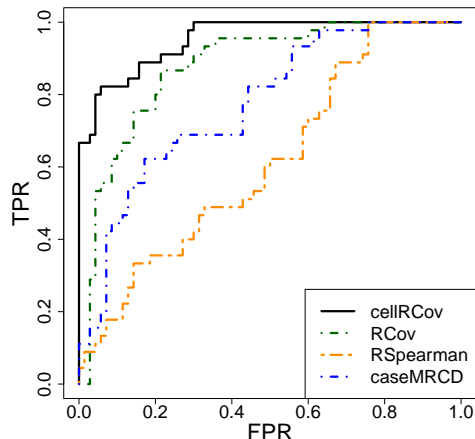


Figure 5: ROC curves of the detection rules using cellRCov, RCov, RSpearman, and caseMRCD.

## 6.2 Robust canonical correlation analysis

Canonical Correlation Analysis (CCA) is designed to explore and quantify the relation between two sets of variables, by identifying pairs of linear combinations that are most correlated. Instead of describing the full covariance structure, CCA extracts a lower-dimensional summary that captures the strongest associations between the two sets of variables. This is particularly useful when the goal is to reduce complexity while preserving meaningful dependencies, such as in feature extraction and visualization.

Take two random vectors  $X^{(1)} \in \mathbb{R}^p$  and  $X^{(2)} \in \mathbb{R}^q$  with means  $\boldsymbol{\mu}_1$  and  $\boldsymbol{\mu}_2$ , covariance matrices  $\boldsymbol{\Sigma}_1$  and  $\boldsymbol{\Sigma}_2$ , and cross-covariance  $\boldsymbol{\Sigma}_{12} = \boldsymbol{\Sigma}_{21}^T = \text{Cov}(X^{(1)}, X^{(2)})$ . CCA seeks a sequence of vectors  $\mathbf{a}_\ell \in \mathbb{R}^p$  and  $\mathbf{b}_\ell \in \mathbb{R}^q$  for  $\ell = 1, \dots, \min(p, q)$  that maximize the correlation between the linear projections on  $X^{(1)}$  and  $X^{(2)}$ . Formally, CCA seeks

$$(\mathbf{a}_\ell, \mathbf{b}_\ell) = \underset{\mathbf{a}, \mathbf{b}}{\operatorname{argmax}} \operatorname{corr}(\mathbf{a}^T X^{(1)}, \mathbf{b}^T X^{(2)})$$

subject to the constraints

$$\operatorname{Cov}(\mathbf{a}_\ell^T X^{(1)}, \mathbf{a}_j^T X^{(1)}) = 0 = \operatorname{Cov}(\mathbf{b}_\ell^T X^{(2)}, \mathbf{b}_j^T X^{(2)}), \quad j = 1, \dots, \ell - 1.$$

The resulting scalar variables  $U_\ell = \mathbf{a}_\ell^T X^{(1)}$  and  $V_\ell = \mathbf{b}_\ell^T X^{(2)}$ , known as canonical variables, provide a lower-dimensional representation of the original data while preserving the strongest correlations. The canonical directions  $\mathbf{a}_\ell$  and  $\mathbf{b}_\ell$  indicate how each original variable contributes to the correlated structure between the two data sets.

It can be shown that  $\mathbf{a}_\ell$  and  $\mathbf{b}_\ell$  are the eigenvectors associated with the largest eigenvalues of the matrices  $\boldsymbol{\Sigma}_1^{-1} \boldsymbol{\Sigma}_{12} \boldsymbol{\Sigma}_2^{-1} \boldsymbol{\Sigma}_{21}$  and  $\boldsymbol{\Sigma}_2^{-1} \boldsymbol{\Sigma}_{21} \boldsymbol{\Sigma}_1^{-1} \boldsymbol{\Sigma}_{12}$ , see e.g. Johnson and Wichern (2002). In classical CCA,  $\mathbf{a}_\ell$  and  $\mathbf{b}_\ell$  are estimated from the sample covariance estimates  $\mathbf{S}_1$ ,  $\mathbf{S}_2$ , and  $\mathbf{S}_{12}$  of  $\boldsymbol{\Sigma}_1$ ,  $\boldsymbol{\Sigma}_2$ , and  $\boldsymbol{\Sigma}_{12}$ . However, CCA suffers in high-dimensional settings as  $\mathbf{S}_1$  and  $\mathbf{S}_2$  can become ill-conditioned or even singular. To address this issue regularized versions of CCA have been proposed (Leurgans et al., 1993; Wilms and Croux, 2015), typically by incorporating regularized covariance estimators. Also the presence of outliers can severely impact classical CCA by making the sample mean and covariance estimates unreliable. In response to this, several casewise robust methods have been introduced (Branco et al., 2005; Alfons et al., 2017).

We propose a CCA method that is cellwise and casewise robust and able to deal with high-dimensional data, by estimating  $\boldsymbol{\Sigma}_1$ ,  $\boldsymbol{\Sigma}_2$ , and  $\boldsymbol{\Sigma}_{12}$  as submatrices of cellRCov applied to the combined dataset  $[\mathbf{X}^{(1)}; \mathbf{X}^{(2)}]$ . We refer to this procedure as cellRCCA.

To assess the performance of cellRCCA we analyze the Corn dataset (Kalivas, 1997), a well-established benchmark in chemometrics. The data is available from <https://www.eigenvector.com/data/Corn/index.html>. It consists of Near-Infrared (NIR) spectra of 80 corn samples. Each sample has a spectrum  $\mathbf{x}_i^{(1)}$  ranging from 1100 to 2498 nm at 7 nm intervals, resulting in  $p = 200$  variables. The dataset also contains a vector  $\mathbf{x}_i^{(2)}$  with

$q = 4$  values for moisture, oil, protein, and starch content. This makes it an ideal testbed for CCA. Our analysis aims to study the relation between the NIR spectral data and the chemical composition of the corn samples, assessing how well the spectral information can predict the underlying physical and chemical properties. Studies of such relationships are common in the food, chemical, and pharmaceutical industries.

We want to compare the performance of cellRCCA to that of rCCA, the regularized CCA method of Leurgans et al. (1993), since we cannot apply the plain classical CCA because  $p > n$  in these data. To evaluate their performance we implement a 10-fold cross-validation procedure. The dataset is randomly split into training and test sets, and for each fold we derive the canonical directions from the training set and then apply these to compute canonical variables on the test set. From these variables we then compute the Mean Canonical Correlation (MCC) that we define as

$$\text{MCC} = \frac{1}{k} \sum_{\ell=1}^k \widehat{\text{corr}}_S(\mathbf{X}^{(1)} \mathbf{a}_\ell, \mathbf{X}^{(2)} \mathbf{b}_\ell)$$

where  $\widehat{\text{corr}}_S(\cdot)$  is the Spearman correlation coefficient, and  $k$  denotes the number of extracted canonical variates. In these data  $k = 2$  components were retained. The MCC serves as a robust measure of performance, with higher values indicating better performance, as they imply that the method captures and explains more of the underlying correlation structure. Here cellRCCA attains an MCC of 0.955, outperforming rCCA which has an MCC of 0.791. Figure 6 displays the canonical variables  $U_\ell$  and  $V_\ell$  for  $\ell = 1, 2$  for both rCCA and cellRCCA. The canonical variables in cellRCCA are closer to the identity line, resulting in higher correlations.

To further validate the performance of cellRCCA, we contaminated the Corn dataset with both cellwise and casewise outliers. The  $n \times (p + q)$  combined data matrix was contaminated by 10% of cellwise outliers as well as 10% of casewise outliers. Cellwise outliers were generated by randomly replacing 10% of the cells  $z_{ij}$  by  $\widehat{m}_j + \gamma \widehat{s}_j$ , where  $\widehat{m}_j$  and  $\widehat{s}_j$  are the median and M-scale (3) of variable  $j$  and where  $\gamma$  varies from 1 to 10. The casewise outliers were generated from  $N_{p+q}(\widehat{\mathbf{m}} + \gamma \widehat{\mathbf{s}}, \text{diag}(\widehat{s}_1^2, \dots, \widehat{s}_{p+q}^2))$ , where  $\widehat{\mathbf{m}} = (\widehat{m}_1, \dots, \widehat{m}_{p+q})^T$  and  $\widehat{\mathbf{s}} = (\widehat{s}_1, \dots, \widehat{s}_{p+q})^T$ .

Figure 7 shows the MCC averaged over 200 replications as a function of  $\gamma$ , for rCCA and cellRCCA. It indicates that cellRCCA performs well across the entire range of  $\gamma$ . In

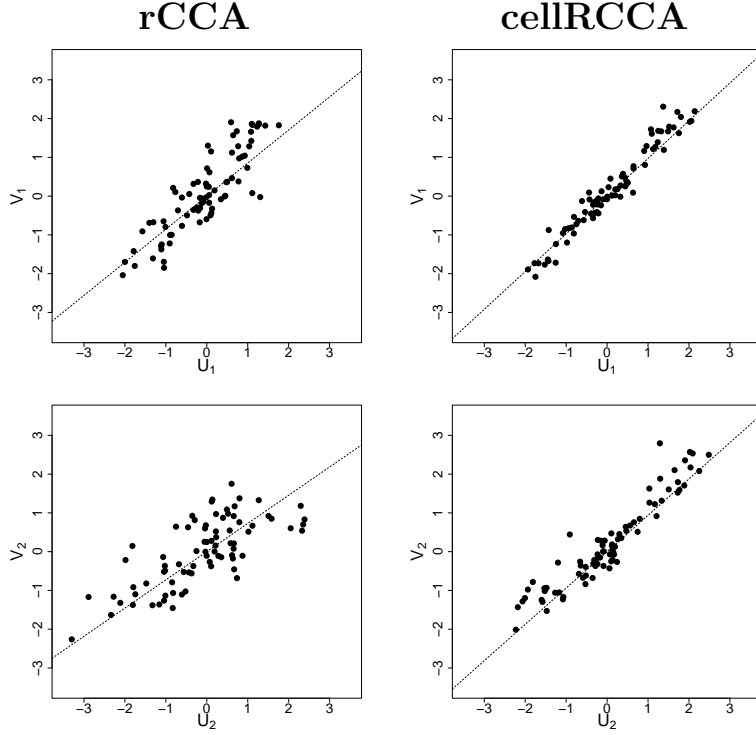


Figure 6: Canonical pairs  $(U_1, V_1)$  and  $(U_2, V_2)$  obtained by rCCA and cellRCCA.

contrast, rCCA lacks robustness and deteriorates significantly for large  $\gamma$ .

## 7 Conclusions

We have introduced the Cellwise Regularized Covariance (cellRCov) method, a novel robust covariance matrix estimator capable of simultaneously handling casewise outliers, cellwise outliers, and missing data. The method decomposes the covariance matrix into two components. The first is derived from the principal subspace obtained by a recently developed robust dimension reduction method. The second component originates from the orthogonal subspace, in which a weighted covariance is computed on robustly imputed residuals. We have included a ridge-type regularization to enhance numerical stability, making cellRCov particularly well-suited for high-dimensional statistical analyses.

We established theoretical properties of the cellRCov estimator by deriving its casewise and cellwise influence functions, as well as proving its consistency and asymptotic normality.

The empirical performance of cellRCov was investigated by simulation, confirming its robustness in contaminated settings with or without missing cells. Finally, two real data

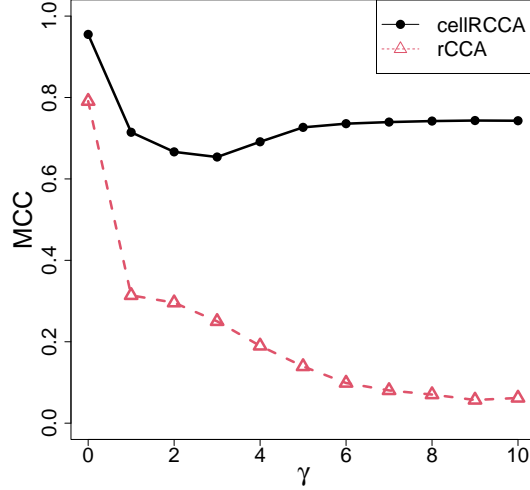


Figure 7: Average MCC attained by rCCA and cellRCCA as a function of  $\gamma$ .

examples illustrated practical applications to anomaly detection and robust canonical correlation analysis, both in high dimensions.

In future research, cellRCov could serve as a building block for various multivariate statistical techniques, such as robust discriminant analysis, factor analysis, graphical models, and high-dimensional regression.

**Software availability.** R code for cellRCov and a script that reproduces the examples are at [https://wis.kuleuven.be/statdatascience/code/cellrcov\\_r\\_code.zip](https://wis.kuleuven.be/statdatascience/code/cellrcov_r_code.zip).

## References

- Aerts, S. and I. Wilms (2017). Cellwise robust regularized discriminant analysis. *Statistical Analysis and Data Mining* 10(6), 436–447.
- Agostinelli, C., A. Leung, V. J. Yohai, and R. H. Zamar (2015). Robust estimation of multivariate location and scatter in the presence of cellwise and casewise contamination. *Test* 24, 441–461.
- Alfons, A., C. Croux, and P. Filzmoser (2017). Robust maximum association estimators. *Journal of the American Statistical Association* 112, 436–445.
- Alqallaf, F., S. Van Aelst, V. J. Yohai, and R. H. Zamar (2009). Propagation of outliers in multivariate data. *The Annals of Statistics* 37, 311–331.

- Bickel, P. J. and E. Levina (2008). Regularized estimation of large covariance matrices. *The Annals of Statistics* 36(1), 199 – 227.
- Boudt, K., P. J. Rousseeuw, S. Vanduffel, and T. Verdonck (2020). The minimum regularized covariance determinant estimator. *Statistics and Computing* 30(1), 113–128.
- Branco, J. A., C. Croux, P. Filzmoser, and M. R. Oliveira (2005). Robust canonical correlations: A comparative study. *Computational Statistics* 20, 203–229.
- Buja, A. and N. Eyuboglu (1992). Remarks on parallel analysis. *Multivariate Behavioral Research* 27(4), 509–540.
- Butler, R., P. Davies, and M. Jhun (1993). Asymptotics for the minimum covariance determinant estimator. *The Annals of Statistics* 21(3), 1385–1400.
- Cator, E. A. and H. P. Lopuhaä (2012). Central limit theorem and influence function for the MCD estimators at general multivariate distributions. *Bernoulli* 18, 520–551.
- Centofanti, F., M. Hubert, B. Palumbo, and P. J. Rousseeuw (2025). Multivariate singular spectrum analysis by robust diagonalwise low-rank approximation. *Journal of Computational and Graphical Statistics* 34(1), 360–373.
- Centofanti, F., M. Hubert, and P. J. Rousseeuw (2024). Robust principal components by casewise and cellwise weighting, arXiv preprint 2408.13596.
- Clarke, B. R. (2018). *Robustness Theory and Application*. John Wiley & Sons.
- Croux, C. and V. Öllerer (2016). Robust and sparse estimation of the inverse covariance matrix using rank correlation measures. In C. Agostinelli, A. Basu, P. Filzmoser, and D. Mukherjee (Eds.), *Recent Advances in Robust Statistics: Theory and Applications*, pp. 35–55. New Delhi: Springer India.
- Engel, J., L. Buydens, and L. Blanchet (2017). An overview of large-dimensional covariance and precision matrix estimators with applications in chemometrics. *Journal of Chemometrics* 31(4), e2880.
- Fernholz, L. T. (2012). *Von Mises Calculus for Statistical Functionals*. Springer.
- Hampel, F. R., E. M. Ronchetti, and P. J. Rousseeuw (1981). The Change-of-Variance Curve and Optimal Redescending M-Estimators. *Journal of the American Statistical Association* 76, 643–648.
- Hampel, F. R., E. M. Ronchetti, P. J. Rousseeuw, and W. A. Stahel (1986). *Robust Statistics: the Approach based on Influence Functions*. Wiley.
- Hirari, M., F. Centofanti, M. Hubert, and S. Van Aelst (2025). Robust multilinear principal component analysis, arXiv preprint arXiv:2503.07327.
- Horn, J. L. (1965). A rationale and test for the number of factors in factor analysis. *Psychometrika* 30, 179–185.

- Hubert, M., P. J. Rousseeuw, and W. Van den Bossche (2019). MacroPCA: an all-in-one PCA method allowing for missing values as well as cellwise and rowwise outliers. *Technometrics* 61(4), 459–473.
- Hubert, M., P. J. Rousseeuw, and T. Verdonck (2012). A deterministic algorithm for robust location and scatter. *Journal of Computational and Graphical Statistics* 21(3), 618–637.
- Johnson, R. A. and D. W. Wichern (2002). *Applied Multivariate Statistical Analysis*. Upper Saddle River, NJ: Prentice-Hall.
- Kalivas, J. H. (1997). Two data sets of near infrared spectra. *Chemometrics and Intelligent Laboratory Systems* 37(2), 255–259.
- Lam, C. (2020). High-dimensional covariance matrix estimation. *Wiley Interdisciplinary Reviews: Computational Statistics* 12(2), e1485.
- Ledoit, O. and M. Wolf (2004). A well-conditioned estimator for large-dimensional covariance matrices. *Journal of Multivariate Analysis* 88(2), 365–411.
- Ledoit, O. and M. Wolf (2012). Nonlinear shrinkage estimation of large-dimensional covariance matrices. *The Annals of Statistics* 40(2), 1024 – 1060.
- Leurgans, S. E., R. A. Moyeed, and B. W. Silverman (1993). Canonical correlation analysis when the data are curves. *Journal of the Royal Statistical Society Series B: Statistical Methodology* 55(3), 725–740.
- Maronna, R. A., R. D. Martin, V. J. Yohai, and M. Salibián-Barrera (2019). *Robust Statistics: Theory and Methods (with R)*. John Wiley & Sons.
- Martín, Ó., M. Pereda, J. I. Santos, and J. M. Galán (2014). Assessment of resistance spot welding quality based on ultrasonic testing and tree-based techniques. *Journal of Materials Processing Technology* 214(11), 2478–2487.
- Mikno, Z., A. Pilarczyk, M. Korzeniowski, P. Kustroń, and A. Ambroziak (2018). Analysis of resistance welding processes and expulsion of liquid metal from the weld nugget. *Archives of Civil and Mechanical Engineering* 18, 522–531.
- Portnoy, S. and X. He (2000). A Robust Journey in the New Millennium. *Journal of the American Statistical Association* 95(452), 1331–1335.
- Pourahmadi, M. (2013). *High-dimensional Covariance Estimation*. John Wiley & Sons.
- Raymaekers, J. and P. J. Rousseeuw (2024). The cellwise minimum covariance determinant estimator. *Journal of the American Statistical Association* 119(548), 2610–2621.
- Raymaekers, J. and P. J. Rousseeuw (2025). Challenges of cellwise outliers. *Econometrics and Statistics*, appeared online, <https://doi.org/10.1016/j.ecosta.2024.02.002>.
- Rothman, A. J., E. Levina, and J. Zhu (2009). Generalized thresholding of large covariance matrices. *Journal of the American Statistical Association* 104(485), 177–186.



- Rousseeuw, P. J. (1984). Least median of squares regression. *Journal of the American Statistical Association* 79(388), 871–880.
- Rousseeuw, P. J. and W. Van den Bossche (2018). Detecting deviating data cells. *Technometrics* 60(2), 135–145.
- Schäfer, J. and K. Strimmer (2005). A shrinkage approach to large-scale covariance matrix estimation and implications for functional genomics. *Statistical Applications in Genetics and Molecular Biology* 4(Article 32), 1–30.
- Sundaram, R. K. (1996). *A First Course in Optimization Theory*. Cambridge University Press.
- Tarr, G., S. Müller, and N. C. Weber (2016). Robust estimation of precision matrices under cellwise contamination. *Computational Statistics & Data Analysis* 93, 404–420.
- Van Aelst, S., E. Vandervieren, and G. Willems (2011). Stahel-Donoho estimators with cellwise weights. *Journal of Statistical Computation and Simulation* 81(1), 1–27.
- Van der Vaart, A. W. (2000). *Asymptotic Statistics*. Cambridge University Press.
- von Mises, R. (1947). On the asymptotic distribution of differentiable statistical functions. *The Annals of Mathematical Statistics* 18(3), 309–348.
- Warton, D. I. (2008). Penalized normal likelihood and ridge regularization of correlation and covariance matrices. *Journal of the American Statistical Association* 103(481), 340–349.
- Wilms, I. and C. Croux (2015). Sparse canonical correlation analysis from a predictive point of view. *SSRN Electronic Journal* 57, 1–24.
- Zaccaria, G., L. A. García-Escudero, F. Greselin, and A. Mayo-Íscar (2024). Cellwise outlier detection in heterogeneous populations, arXiv preprint 2409.07881.

# Supplementary Material to: Cellwise and Casewise Robust Covariance in High Dimensions

## A Derivation of influence functions

We consider the contamination model of Alqallaf et al. (2009), given by

$$X_\varepsilon = (\mathbf{I}_p - \mathbf{B})X + \mathbf{B}\mathbf{z} \quad (\text{A.1})$$

where  $\mathbf{z} = (z_1, \dots, z_p)^T$  is the position of the contamination and  $X$  is distributed as  $H_0$ . The diagonal matrix  $\mathbf{B}$  equals  $\text{diag}(B_1, B_2, \dots, B_p)$  where  $(B_1, B_2, \dots, B_p)$  follows the  $p$ -variate distribution  $G_\varepsilon$ . Its marginals  $B_1, \dots, B_p$  are Bernoulli random variables with success parameter  $\varepsilon$ , and  $(B_1, B_2, \dots, B_p)$  and  $X$  are independent. We denote the distribution of  $X_\varepsilon$  as  $H(G_\varepsilon, \mathbf{z})$ .

Under both the dependent and independent contamination models it holds that  $G_\varepsilon$  satisfies (i)  $P(B_j = 1) = \varepsilon$ ,  $j = 1, \dots, p$ , and (ii) for any sequence  $(j_1, j_2, \dots, j_p)$  of zeroes and ones with  $p-h$  zeroes and  $h$  ones  $P(B_1 = j_1, \dots, B_p = j_p)$  has the same value, denoted as  $\delta_h(\varepsilon)$ . Under the fully dependent contamination model (FDCM)  $P(B_1 = \dots = B_p) = 1$ , and then  $\delta_0(\varepsilon) = (1 - \varepsilon)$ ,  $\delta_1(\varepsilon) = \dots = \delta_{p-1}(\varepsilon) = 0$ , and  $\delta_p(\varepsilon) = \varepsilon$ . In that situation the distribution of  $X_\varepsilon$  simplifies to  $(1 - \varepsilon)H_0 + \varepsilon\Delta_{\mathbf{z}}$  where  $\Delta_{\mathbf{z}}$  is the distribution which puts all of its mass in the point  $\mathbf{z}$ . The fully independent contamination model (FICM) instead assumes that  $B_1, \dots, B_p$  are independent, hence

$$\delta_h(\varepsilon) = \binom{p}{h} (1 - \varepsilon)^{p-h} \varepsilon^h, \quad h = 0, 1, \dots, p.$$

$G_\varepsilon$  is denoted as  $G_\varepsilon^D$  in the dependent model, and as  $G_\varepsilon^I$  in the independent model. Moreover,  $H(I, \mathbf{z})$  denotes the distribution of  $X_\varepsilon$  where the components of  $\mathbf{B}$  in the index set  $I$  are 1 and all other components are zero. In particular,  $H(\{1, \dots, p\}, \mathbf{z}) = \Delta_{\mathbf{z}}$ , the point mass distribution at  $\mathbf{z}$ .

So far influence functions of robust covariance estimators have only been computed under the FDCM and for casewise robust methods, see e.g. Maronna et al. (2019). Here we will derive both the casewise and cellwise IFs of cellRCov. When there are no missing values we can write the functional version  $(\mathbf{V}(H), \boldsymbol{\mu}(H))$  of the minimizer of (7) as

$$(\mathbf{V}(H), \boldsymbol{\mu}(H)) = \underset{\mathbf{V}, \boldsymbol{\mu}}{\operatorname{argmin}} \mathbb{E}_H \left[ \rho_2 \left( \frac{1}{\sigma_2(H)} \sqrt{\frac{1}{p} \sum_{j=1}^p \sigma_{1,j}^2(H) \rho_1 \left( \frac{x_j - \mu_j - \mathbf{u}^T \mathbf{v}_j}{\sigma_{1,j}(H)} \right)} \right) \right]$$

such that  $\mathbf{u} = \underset{\mathbf{u}}{\operatorname{argmin}} \rho_2 \left( \frac{1}{\sigma_2(H)} \sqrt{\frac{1}{p} \sum_{j=1}^p \sigma_{1,j}^2(H) \rho_1 \left( \frac{x_j - \mu_j - \mathbf{u}^T \mathbf{v}_j}{\sigma_{1,j}(H)} \right)} \right)$  (A.2)

where  $\mathbf{u} = (u_1, \dots, u_k)^T$  and  $\mathbf{x} = (x_1, \dots, x_p)^T \sim H$ . Here  $\sigma_{1,j}(H)$  and  $\sigma_2(H)$  are the initial scale estimates of  $r_j := x_j - \mu_j - \mathbf{u}^T \mathbf{v}_j$  and  $t := \sqrt{\sum_{j=1}^p \sigma_{1,j}^2(H) \rho_1(r_j / \sigma_{1,j}(H)) / p}$ . This is subject to the first-order conditions in (Centofanti et al., 2024) given by

$$\mathbb{E}_H [\mathbf{W} \mathbf{V} \mathbf{u} \mathbf{u}^T] = \mathbb{E}_H [\mathbf{W} (\mathbf{x} - \boldsymbol{\mu}) \mathbf{u}^T], \quad (\text{A.3})$$

$$\mathbb{E}_H [\mathbf{W} \mathbf{V} \mathbf{u}] = \mathbb{E}_H [\mathbf{W} (\mathbf{x} - \boldsymbol{\mu})], \quad (\text{A.4})$$

$$(\mathbf{V}^T \mathbf{W} \mathbf{V}) \mathbf{u} = \mathbf{V}^T \mathbf{W} (\mathbf{x} - \boldsymbol{\mu}). \quad (\text{A.5})$$

Here  $\mathbf{W} = \operatorname{diag}(\mathbf{w})$  for  $\mathbf{w} = (w_1, \dots, w_p)^T$ . The components of  $\mathbf{w}$  are  $w_j = w_j^{\text{cell}} w^{\text{case}}$  with cellwise weights  $w_j^{\text{cell}} = \psi_1 \left( \frac{r_j}{\sigma_{1,j}} \right) / \frac{r_j}{\sigma_{1,j}}$  and casewise weights  $w^{\text{case}} = \psi_2 \left( \frac{t}{\sigma_2} \right) / \frac{t}{\sigma_2}$ , where  $\psi_1 = \rho_1'$  and  $\psi_2 = \rho_2'$ . We also denote  $\widetilde{\mathbf{W}} = \operatorname{diag}(w_1^{\text{cell}}, \dots, w_p^{\text{cell}})$ .

**Proposition 1.** *The casewise and cellwise influence functions of  $\operatorname{vec}(\mathbf{V})$  and  $\boldsymbol{\mu}$  are*

$$\operatorname{IF}_{\text{case}}(\mathbf{z}, \operatorname{vec}(\mathbf{V}), H_0) = -\mathbf{D}_1 \left[ \mathbf{S} \operatorname{IF}_{\text{case}}(\mathbf{z}, \boldsymbol{\sigma}, H_0) + \mathbf{g}(\Delta_{\mathbf{z}}, \operatorname{vec}(\mathbf{V}_0), \boldsymbol{\mu}_0, \boldsymbol{\sigma}_0) \right], \quad (\text{A.6})$$

$$\operatorname{IF}_{\text{case}}(\mathbf{z}, \boldsymbol{\mu}, H_0) = -\mathbf{D}_2 \left[ \mathbf{S} \operatorname{IF}_{\text{case}}(\mathbf{z}, \boldsymbol{\sigma}, H_0) + \mathbf{g}(\Delta_{\mathbf{z}}, \operatorname{vec}(\mathbf{V}_0), \boldsymbol{\mu}_0, \boldsymbol{\sigma}_0) \right], \quad (\text{A.7})$$

and

$$\operatorname{IF}_{\text{cell}}(\mathbf{z}, \operatorname{vec}(\mathbf{V}), H_0) = -\mathbf{D}_1 \left[ \mathbf{S} \operatorname{IF}_{\text{cell}}(\mathbf{z}, \boldsymbol{\sigma}, H_0) + p \sum_{j=1}^p \mathbf{g}(H(j, \mathbf{z}), \operatorname{vec}(\mathbf{V}_0), \boldsymbol{\mu}_0, \boldsymbol{\sigma}_0) \right], \quad (\text{A.8})$$

$$\operatorname{IF}_{\text{cell}}(\mathbf{z}, \boldsymbol{\mu}, H_0) = -\mathbf{D}_2 \left[ \mathbf{S} \operatorname{IF}_{\text{cell}}(\mathbf{z}, \boldsymbol{\sigma}, H_0) + p \sum_{j=1}^p \mathbf{g}(H(j, \mathbf{z}), \operatorname{vec}(\mathbf{V}_0), \boldsymbol{\mu}_0, \boldsymbol{\sigma}_0) \right], \quad (\text{A.9})$$

with  $\boldsymbol{\sigma}(H) = (\sigma_{1,1}(H), \dots, \sigma_{1,p}(H), \sigma_2(H))^T$ ,  $\boldsymbol{\mu}_0 := \boldsymbol{\mu}(H_0)$ ,  $\mathbf{V}_0 := \mathbf{V}(H_0)$ ,  $\boldsymbol{\sigma}_0 := \boldsymbol{\sigma}(H_0)$ ,

$$\mathbf{g}_1(H, \boldsymbol{\mu}, \mathbf{V}, \boldsymbol{\sigma}) = \operatorname{vec} \left( \mathbb{E}_H [\mathbf{W} (\mathbf{V} \mathbf{u} - \mathbf{x} + \boldsymbol{\mu}) \mathbf{u}^T] \right), \quad (\text{A.10})$$

$$\mathbf{g}_2(H, \boldsymbol{\mu}, \mathbf{V}, \boldsymbol{\sigma}) = \mathbb{E}_H [\mathbf{W} (\mathbf{V} \mathbf{u} - \mathbf{x} + \boldsymbol{\mu})], \quad (\text{A.11})$$

and  $\mathbf{g}(H, \boldsymbol{\mu}, \mathbf{V}, \boldsymbol{\sigma}) = (\mathbf{g}_1(H, \boldsymbol{\mu}, \mathbf{V}, \boldsymbol{\sigma})^T, \mathbf{g}_2(H, \boldsymbol{\mu}, \mathbf{V}, \boldsymbol{\sigma})^T)^T$ . The matrices  $\mathbf{D}_1$ ,  $\mathbf{D}_2$ , and  $\mathbf{S}$  are described in the proof, and  $\text{IF}_{\text{case}}(\mathbf{z}, \boldsymbol{\sigma})$  and  $\text{IF}_{\text{cell}}(\mathbf{z}, \boldsymbol{\sigma})$  are the casewise and cellwise influence functions of  $\boldsymbol{\sigma}$ .

Note that (A.10) and (A.11) express two of the first order conditions, but the other first-order condition  $(\mathbf{V}^T \mathbf{W} \mathbf{V}) \mathbf{u} = \mathbf{V}^T \mathbf{W}(\mathbf{x} - \boldsymbol{\mu})$  must hold as well, and acts as a constraint. Moreover,  $\mathbf{g}_1$  and  $\mathbf{g}_2$  depend on  $\boldsymbol{\sigma}$  through  $\mathbf{W}$  and  $\mathbf{u}$ . Also note that  $H(j, \mathbf{z})$  in (A.8) and (A.9) is the distribution of  $\mathbf{x} \sim H_0$  but with its  $j$ -th component fixed at the constant  $c_j$ . It is thus a degenerate distribution concentrated on the hyperplane  $x_j = c_j$ .

The proof of Proposition 1 closely follows that of Proposition 2 in Centofanti et al. (2024). However, we include it here as we do not adopt the simplifying assumption made in Centofanti et al. (2024) that  $\boldsymbol{\mu}$  is known and equal to  $\mathbf{0}$ . The proof is based on the implicit function theorem, see e.g. Rio Branco de Oliveira (2012):

**Lemma 1** (Implicit Function Theorem). *Let  $\mathbf{u}(x, \boldsymbol{\theta}) = (f_1, \dots, f_p)$  be a function from  $\mathbb{R} \times \mathbb{R}^p$  to  $\mathbb{R}^p$  that is continuous in  $(x_0, \tilde{\boldsymbol{\theta}}) \in \mathbb{R} \times \mathbb{R}^p$  with  $\mathbf{u}(x_0, \tilde{\boldsymbol{\theta}}) = \mathbf{0}$ . Suppose the derivative of  $\mathbf{u}$  exists in a neighborhood  $N$  of  $(x_0, \tilde{\boldsymbol{\theta}})$  and is continuous at  $(x_0, \tilde{\boldsymbol{\theta}})$ , and that the derivative matrix  $\partial \mathbf{u} / \partial \boldsymbol{\theta}$  is nonsingular at  $(x_0, \tilde{\boldsymbol{\theta}})$ . Then there are neighborhoods  $N_1$  of  $x_0$  and  $N_p$  of  $\tilde{\boldsymbol{\theta}}$  with  $N_1 \times N_p \subset N$ , such that for every  $x$  in  $N_1$  there is a unique  $\boldsymbol{\theta} = \mathbf{T}(x)$  in  $N_p$  for which  $\mathbf{u}(x, \mathbf{T}(x)) = \mathbf{0}$ . In addition,  $\mathbf{T}$  is differentiable in  $x_0$  with derivative matrix given by*

$$\left. \frac{\partial \mathbf{T}(x)}{\partial x} \right|_{x=x_0} = - \left( \left. \frac{\partial \mathbf{u}(x_0, \boldsymbol{\theta})}{\partial \boldsymbol{\theta}} \right|_{\boldsymbol{\theta}=\tilde{\boldsymbol{\theta}}} \right)^{-1} \left. \frac{\partial \mathbf{u}(x, \tilde{\boldsymbol{\theta}})}{\partial x} \right|_{x=x_0}.$$

**Proof of Proposition 1.** The IFs of  $\text{vec}(\mathbf{V})$  and  $\boldsymbol{\mu}$  at the distribution  $H_0$  are given by

$$\text{IF}(\mathbf{z}, \text{vec}(\mathbf{V}), G_\varepsilon) = \left. \frac{\partial}{\partial \varepsilon} \text{vec}(\mathbf{V}(H(G_\varepsilon, \mathbf{z}))) \right|_{\varepsilon=0}$$

and

$$\text{IF}(\mathbf{z}, \boldsymbol{\mu}, G_\varepsilon) = \left. \frac{\partial}{\partial \varepsilon} \boldsymbol{\mu}(H(G_\varepsilon, \mathbf{z})) \right|_{\varepsilon=0}.$$

For  $\varepsilon = 0$  we obtain  $\mathbf{V}(H(G_0, \mathbf{z})) = \mathbf{V}(H_0) = \mathbf{V}_0$  and  $\boldsymbol{\mu}(H(G_0, \mathbf{z})) = \boldsymbol{\mu}(H_0) = \boldsymbol{\mu}_0$ . Note that in general  $\mathbf{V}(H(G_\varepsilon, \mathbf{z}))$  and  $\boldsymbol{\mu}(H(G_\varepsilon, \mathbf{z}))$  as well as  $\mathbf{V}_0$  and  $\boldsymbol{\mu}_0$  are not unique. However, we will show that, given  $\mathbf{V}_0$  and  $\boldsymbol{\mu}_0$  and a fixed  $\varepsilon$ , there exists unique  $\mathbf{V}(H(G_\varepsilon, \mathbf{z}))$  and  $\boldsymbol{\mu}(H(G_\varepsilon, \mathbf{z}))$  in neighborhoods of  $\mathbf{V}_0$  and  $\boldsymbol{\mu}_0$ .

Note that  $\mathbf{V}(H(G_\varepsilon, \mathbf{z}))$  and  $\boldsymbol{\mu}(H(G_\varepsilon, \mathbf{z}))$  have to satisfy the first-order conditions (A.3) and (A.4) saying

$$\mathbb{E}_H [\mathbf{W}(\mathbf{V}\mathbf{u} - \mathbf{x} + \boldsymbol{\mu})\mathbf{u}^T] = \mathbf{0}, \quad (\text{A.12})$$

$$\mathbb{E}_H [\mathbf{W}(\mathbf{V}\mathbf{u} - \mathbf{x} + \boldsymbol{\mu})] = \mathbf{0}, \quad (\text{A.13})$$

hence

$$\mathbf{g}_1(H(G_\varepsilon, \mathbf{z}), \mathbf{T}_1(\varepsilon), \mathbf{T}_2(\varepsilon), \boldsymbol{\sigma}(H(G_\varepsilon, \mathbf{z}))) = \text{vec}(\mathbb{E}_{H(G_\varepsilon, \mathbf{z})} [\mathbf{W}(\mathbf{V}\mathbf{u} - \mathbf{x} + \boldsymbol{\mu})\mathbf{u}^T]) = \mathbf{0} \quad (\text{A.14})$$

and

$$\mathbf{g}_2(H(G_\varepsilon, \mathbf{z}), \mathbf{T}_1(\varepsilon), \mathbf{T}_2(\varepsilon), \boldsymbol{\sigma}(H(G_\varepsilon, \mathbf{z}))) = \mathbb{E}_{H(G_\varepsilon, \mathbf{z})} [\mathbf{W}(\mathbf{V}\mathbf{u} - \mathbf{x} + \boldsymbol{\mu})] = \mathbf{0} \quad (\text{A.15})$$

where the  $pk$ -variate and  $p$ -variate column vectors  $\mathbf{g}_1$  and  $\mathbf{g}_2$  are written as a function of the  $pk$ -variate and  $p$ -variate column vectors  $\mathbf{T}_1(\varepsilon) := \text{vec}(\mathbf{V}(H(G_\varepsilon, \mathbf{z})))$  and  $\mathbf{T}_2(\varepsilon) := \boldsymbol{\mu}(H(G_\varepsilon, \mathbf{z}))$ . Then,  $\mathbf{g}_1$  and  $\mathbf{g}_2$  are combined in the  $p(q+1)$ -variate column vector  $\mathbf{g}$  as

$$\mathbf{g}(H(G_\varepsilon, \mathbf{z}), \mathbf{T}(H(G_\varepsilon, \mathbf{z})), \boldsymbol{\sigma}(H(G_\varepsilon, \mathbf{z}))) = \begin{bmatrix} \mathbf{g}_1(H(G_\varepsilon, \mathbf{z}), \mathbf{T}_1(\varepsilon), \mathbf{T}_2(\varepsilon), \boldsymbol{\sigma}(H(G_\varepsilon, \mathbf{z}))) \\ \mathbf{g}_2(H(G_\varepsilon, \mathbf{z}), \mathbf{T}_1(\varepsilon), \mathbf{T}_2(\varepsilon), \boldsymbol{\sigma}(H(G_\varepsilon, \mathbf{z}))) \end{bmatrix},$$

where  $\mathbf{T}(H(G_\varepsilon, \mathbf{z})) := (\mathbf{T}_1(\varepsilon), \mathbf{T}_2(\varepsilon))^T$ .

In order to compute  $\text{vec}(\frac{\partial}{\partial \varepsilon} \mathbf{V}(H(G_\varepsilon, \mathbf{z}))|_{\varepsilon=0})$  and  $\frac{\partial}{\partial \varepsilon} \boldsymbol{\mu}(H(G_\varepsilon, \mathbf{z}))|_{\varepsilon=0}$  we would like to apply the implicit function theorem in the point  $\varepsilon = 0$ , but the contaminated distribution  $H(G_\varepsilon, \mathbf{z})$  is only defined for  $\varepsilon > 0$ . To circumvent this issue we extend the definition of  $\mathbf{g}$  to negative  $\varepsilon$  by defining a function  $\mathbf{h}$  from  $\mathbb{R} \times \mathbb{R}^{pk}$  to  $\mathbb{R}^{pk}$  as

$$\mathbf{h}(\varepsilon, \boldsymbol{\theta}) = \begin{cases} \mathbf{g}(H(G_\varepsilon, \mathbf{z}), \boldsymbol{\theta}, \boldsymbol{\sigma}(H(G_\varepsilon, \mathbf{z}))) & \text{for } \varepsilon \geq 0 \\ 2\mathbf{g}(H_0, \boldsymbol{\theta}, \boldsymbol{\sigma}(H_0)) - \mathbf{g}(H(G_{|\varepsilon|}, \mathbf{z}), \boldsymbol{\theta}, \boldsymbol{\sigma}(H(G_{|\varepsilon|}, \mathbf{z}))) & \text{for } \varepsilon < 0. \end{cases}$$

We now put  $\varepsilon_0 = 0$  and  $\tilde{\boldsymbol{\theta}} = \mathbf{T}(0) = (\mathbf{T}_1(0), \mathbf{T}_2(0))^T = (\text{vec}(\mathbf{V}_0), \boldsymbol{\mu}_0)^T$ . Then  $\mathbf{h}(\varepsilon_0, \boldsymbol{\theta}) = \mathbf{h}(0, \mathbf{T}(0)) = \mathbf{0}$ , and assuming that  $\mathbf{g}$  is sufficiently smooth for the differentiability requirements of the implicit function theorem, we can conclude that  $\mathbf{T}(H(G_\varepsilon, \mathbf{z}))$  and, thus,  $\mathbf{V}(H(G_\varepsilon, \mathbf{z}))$  and  $\boldsymbol{\mu}(H(G_\varepsilon, \mathbf{z}))$  are uniquely defined for small  $\varepsilon$  in a neighborhood of  $\mathbf{V}_0$

and  $\boldsymbol{\mu}_0$  and that

$$\begin{aligned} \left. \frac{\partial \mathbf{T}(H(G_\varepsilon, \mathbf{z}))}{\partial \varepsilon} \right|_{\varepsilon=0} &= - \left( \left. \frac{\partial}{\partial \mathbf{T}} \mathbf{h}(0, \mathbf{T}) \right|_{\mathbf{T}=\mathbf{T}(0)} \right)^{-1} \left. \frac{\partial}{\partial \varepsilon} \mathbf{h}(\varepsilon, \mathbf{T}(0)) \right|_{\varepsilon=0} \\ &= - \left( \left. \frac{\partial}{\partial \mathbf{T}} \mathbf{g}(H_0, \mathbf{T}, \boldsymbol{\sigma}_0) \right|_{\mathbf{T}=\mathbf{T}(0)} \right)^{-1} \end{aligned} \quad (\text{A.16})$$

$$\left. \frac{\partial}{\partial \varepsilon} \mathbf{g}(H(G_\varepsilon, \mathbf{z}), \mathbf{T}(0), \boldsymbol{\sigma}(H(G_\varepsilon, \mathbf{z}))) \right|_{\varepsilon=0}. \quad (\text{A.17})$$

Equivalently

$$\begin{aligned} &\begin{pmatrix} \left. \frac{\partial}{\partial \varepsilon} \mathbf{T}_1(\varepsilon) \right|_{\varepsilon=0} \\ \left. \frac{\partial}{\partial \varepsilon} \mathbf{T}_2(\varepsilon) \right|_{\varepsilon=0} \end{pmatrix} = \\ &\begin{bmatrix} \left. \frac{\partial}{\partial \mathbf{T}_1} \mathbf{g}_1(H_0, \mathbf{T}_1, \mathbf{T}_2(0), \boldsymbol{\sigma}_0) \right|_{\mathbf{T}_1=\mathbf{T}_1(0)} & \left. \frac{\partial}{\partial \mathbf{T}_2} \mathbf{g}_1(H_0, \mathbf{T}_1(0), \mathbf{T}_2, \boldsymbol{\sigma}_0) \right|_{\mathbf{T}_2=\mathbf{T}_2(0)} \\ \left. \frac{\partial}{\partial \mathbf{T}_1} \mathbf{g}_2(H_0, \mathbf{T}_1, \mathbf{T}_2(0), \boldsymbol{\sigma}_0) \right|_{\mathbf{T}_1=\mathbf{T}_1(0)} & \left. \frac{\partial}{\partial \mathbf{T}_2} \mathbf{g}_2(H_0, \mathbf{T}_1(0), \mathbf{T}_2, \boldsymbol{\sigma}_0) \right|_{\mathbf{T}_2=\mathbf{T}_2(0)} \end{bmatrix}^{-1} \\ &\begin{pmatrix} \left. \frac{\partial}{\partial \varepsilon} \mathbf{g}_1(H(G_\varepsilon, \mathbf{z}), \mathbf{T}_1(0), \mathbf{T}_2(0), \boldsymbol{\sigma}(H(G_\varepsilon, \mathbf{z}))) \right|_{\varepsilon=0} \\ \left. \frac{\partial}{\partial \varepsilon} \mathbf{g}_2(H(G_\varepsilon, \mathbf{z}), \mathbf{T}_1(0), \mathbf{T}_2(0), \boldsymbol{\sigma}(H(G_\varepsilon, \mathbf{z}))) \right|_{\varepsilon=0} \end{pmatrix}. \end{aligned}$$

Note that the left hand side is  $(\text{vec}(\left. \frac{\partial}{\partial \varepsilon} \mathbf{V}(H(G_\varepsilon, \mathbf{z})) \right|_{\varepsilon=0}), \left. \frac{\partial}{\partial \varepsilon} \boldsymbol{\mu}(H(G_\varepsilon, \mathbf{z})) \right|_{\varepsilon=0})^T$ . We now have to work out the right-hand side. For the first factor we denote the matrix

$$\begin{bmatrix} \mathbf{D}_1 \\ \mathbf{D}_2 \end{bmatrix} := \left( \left. \frac{\partial}{\partial \mathbf{T}} \mathbf{g}(H_0, \mathbf{T}, \boldsymbol{\sigma}_0) \right|_{\mathbf{T}=\mathbf{T}(0)} \right)^{-1},$$

which does not depend on  $\mathbf{z}$  and can be computed numerically. For the second factor, from (A.14) and (A.15) we know that  $\mathbf{g}_1(H(G_\varepsilon, \mathbf{z}), \mathbf{T}_1(0), \mathbf{T}_2(0), \boldsymbol{\sigma}(H(G_\varepsilon, \mathbf{z})))$  and  $\mathbf{g}_2(H(G_\varepsilon, \mathbf{z}), \mathbf{T}_1(0), \mathbf{T}_2(0), \boldsymbol{\sigma}(H(G_\varepsilon, \mathbf{z})))$  are expectations over the mixture distribution  $H(G_\varepsilon, \mathbf{z})$ , so we can write them as linear combinations with coefficients  $\delta_h(\varepsilon)$ . For the FDCM model we know that  $G_\varepsilon^D$  has  $\delta_0(\varepsilon) = (1 - \varepsilon)$ ,  $\delta_1(\varepsilon) = \dots = \delta_{p-1}(\varepsilon) = 0$  and  $\delta_p(\varepsilon) = \varepsilon$ , so  $\mathbf{g}_1$  can be written as

$$\begin{aligned} &\mathbf{g}_1(H(G_\varepsilon^D, \mathbf{z}), \text{vec}(\mathbf{V}_0), \boldsymbol{\mu}_0, \boldsymbol{\sigma}(H(G_\varepsilon^D, \mathbf{z}))) \\ &= \delta_0(\varepsilon) \mathbf{g}_1(H_0, \text{vec}(\mathbf{V}_0), \boldsymbol{\mu}_0, \boldsymbol{\sigma}(H(G_\varepsilon^D, \mathbf{z}))) \\ &\quad + \delta_p(\varepsilon) \mathbf{g}_1(H(\{1, \dots, p\}, \mathbf{z}), \text{vec}(\mathbf{V}_0), \boldsymbol{\mu}_0, \boldsymbol{\sigma}(H(G_\varepsilon^D, \mathbf{z}))) \\ &= (1 - \varepsilon) \mathbf{g}_1(H_0, \text{vec}(\mathbf{V}_0), \boldsymbol{\mu}_0, \boldsymbol{\sigma}(H(G_\varepsilon^D, \mathbf{z}))) + \varepsilon \mathbf{g}_1(\Delta_{\mathbf{z}}, \text{vec}(\mathbf{V}_0), \boldsymbol{\mu}_0, \boldsymbol{\sigma}(H(G_\varepsilon^D, \mathbf{z}))), \end{aligned}$$

which yields the derivative

$$\begin{aligned}
& \frac{\partial}{\partial \varepsilon} \mathbf{g}_1(H(G_\varepsilon^D, \mathbf{z}), \mathbf{T}_1(0), \mathbf{T}_2(0), \boldsymbol{\sigma}(H(G_\varepsilon^D, \mathbf{z}))) \Big|_{\varepsilon=0} \\
&= -\mathbf{g}_1(H_0, \text{vec}(\mathbf{V}_0), \boldsymbol{\mu}_0, \boldsymbol{\sigma}_0) + \frac{\partial}{\partial \varepsilon} \mathbf{g}_1(H_0, \text{vec}(\mathbf{V}_0), \boldsymbol{\mu}_0, \boldsymbol{\sigma}(H(G_\varepsilon^D, \mathbf{z}))) \Big|_{\varepsilon=0} \\
&\quad + \mathbf{g}_1(\Delta_{\mathbf{z}}, \text{vec}(\mathbf{V}_0), \boldsymbol{\mu}_0, \boldsymbol{\sigma}_0) \\
&= \mathbf{0} + \frac{\partial \mathbf{g}_1}{\partial \boldsymbol{\sigma}}(H_0, \text{vec}(\mathbf{V}_0), \boldsymbol{\mu}_0, \boldsymbol{\sigma}) \Big|_{\boldsymbol{\sigma}=\boldsymbol{\sigma}_0} \frac{\partial \boldsymbol{\sigma}(H(G_\varepsilon^D, \mathbf{z}))}{\partial \varepsilon} \Big|_{\varepsilon=0} + \mathbf{g}_1(\Delta_{\mathbf{z}}, \text{vec}(\mathbf{V}_0), \boldsymbol{\mu}_0, \boldsymbol{\sigma}_0) \\
&= \mathbf{S}_1 \text{IF}_{\text{case}}(\mathbf{z}, \boldsymbol{\sigma}) + \mathbf{g}_1(\Delta_{\mathbf{z}}, \text{vec}(\mathbf{V}_0), \boldsymbol{\mu}_0, \boldsymbol{\sigma}_0) \tag{A.18}
\end{aligned}$$

where  $\mathbf{S}_1 := \frac{\partial}{\partial \boldsymbol{\sigma}} \mathbf{g}_1(H_0, \text{vec}(\mathbf{V}_0), \boldsymbol{\mu}_0, \boldsymbol{\sigma}) \Big|_{\boldsymbol{\sigma}=\boldsymbol{\sigma}_0}$  and  $\text{IF}_{\text{case}}(\mathbf{z}, \boldsymbol{\sigma})$  is the influence function of  $\boldsymbol{\sigma}$  under FDCM. Analogously

$$\begin{aligned}
& \frac{\partial}{\partial \varepsilon} \mathbf{g}_2(H(G_\varepsilon^D, \mathbf{z}), \mathbf{T}_1(0), \mathbf{T}_2(0), \boldsymbol{\sigma}(H(G_\varepsilon^D, \mathbf{z}))) \Big|_{\varepsilon=0} \\
&= \mathbf{S}_2 \text{IF}_{\text{case}}(\mathbf{z}, \boldsymbol{\sigma}) + \mathbf{g}_2(\Delta_{\mathbf{z}}, \text{vec}(\mathbf{V}_0), \boldsymbol{\mu}_0, \boldsymbol{\sigma}_0), \tag{A.19}
\end{aligned}$$

where  $\mathbf{S}_2 := \frac{\partial}{\partial \boldsymbol{\sigma}} \mathbf{g}_2(H_0, \text{vec}(\mathbf{V}_0), \boldsymbol{\mu}_0, \boldsymbol{\sigma}) \Big|_{\boldsymbol{\sigma}=\boldsymbol{\sigma}_0}$ . Under the FICM model, the second factor is different. We have  $\delta_0(\varepsilon) = (1 - \varepsilon)^p$ ,  $\delta_0(0) = 1$ ,  $\delta_1(\varepsilon) = p(1 - \varepsilon)^{p-1}\varepsilon$  so  $\delta_1(0) = 0$  and  $\delta'_1(0) = p$ , and  $\delta_i(0) = \delta'_i(0) = 0$  for  $i \geq 2$ . Therefore  $\mathbf{g}_1$  can be written as the sum

$$\begin{aligned}
& \mathbf{g}_1(H(G_\varepsilon^I, \mathbf{z}), \text{vec}(\mathbf{V}_0), \boldsymbol{\mu}_0, \boldsymbol{\sigma}(H(G_\varepsilon^I, \mathbf{z}))) \\
&= \delta_0(\varepsilon) \mathbf{g}_1(H_0, \text{vec}(\mathbf{V}_0), \boldsymbol{\mu}_0, \boldsymbol{\sigma}(H(G_\varepsilon^I, \mathbf{z}))) + \delta_1(\varepsilon) \sum_{j=1}^p \mathbf{g}_1(H(j, \mathbf{z}), \text{vec}(\mathbf{V}_0), \boldsymbol{\mu}_0, \boldsymbol{\sigma}(H(G_\varepsilon^I, \mathbf{z}))) \\
&= (1 - \varepsilon)^p \mathbf{g}_1(H_0, \text{vec}(\mathbf{V}_0), \boldsymbol{\mu}_0, \boldsymbol{\sigma}(H(G_\varepsilon^I, \mathbf{z}))) \\
&\quad + p(1 - \varepsilon)^{p-1} \varepsilon \sum_{j=1}^p \mathbf{g}_1(H(j, \mathbf{z}), \text{vec}(\mathbf{V}_0), \boldsymbol{\mu}_0, \boldsymbol{\sigma}(H(G_\varepsilon^I, \mathbf{z})))
\end{aligned}$$

where  $H(j, \mathbf{z})$  is the distribution of  $\mathbf{x}_\varepsilon$  where the  $j$ -th component of  $\mathbf{B}$  is 1 and all the other components are zero. The derivative now becomes

$$\begin{aligned}
& \frac{\partial}{\partial \varepsilon} \mathbf{g}_1(H(G_\varepsilon^I, \mathbf{z}), \mathbf{T}_1(0), \mathbf{T}_2(0), \boldsymbol{\sigma}(H(G_\varepsilon^I, \mathbf{z}))) \Big|_{\varepsilon=0} \\
&= \mathbf{S}_1 \text{IF}_{\text{cell}}(\mathbf{z}, \boldsymbol{\sigma}) + p \sum_{j=1}^p \mathbf{g}_1(H(j, \mathbf{z}), \text{vec}(\mathbf{V}_0), \boldsymbol{\mu}_0, \boldsymbol{\sigma}_0), \tag{A.20}
\end{aligned}$$

where  $\mathbf{S}$  is the same as before but  $\text{IF}_{\text{cell}}(\mathbf{z}, \boldsymbol{\sigma})$  is now the cellwise influence function of  $\boldsymbol{\sigma}$ . Note that  $H(j, \mathbf{z})$  is the distribution of  $\mathbf{x} \sim H_0$  but with its  $j$ -th component fixed at the

constant  $z_j$ . It is thus a degenerate distribution concentrated on the hyperplane  $x_j = z_j$ . Similarly,

$$\begin{aligned} \frac{\partial}{\partial \varepsilon} g_2(H(G_\varepsilon^I, \mathbf{z}), \mathbf{T}_1(0), \mathbf{T}_2(0), \boldsymbol{\sigma}(H(G_\varepsilon^I, \mathbf{z}))) \Big|_{\varepsilon=0} \\ = \mathbf{S}_2 \text{IF}_{\text{cell}}(\mathbf{z}, \boldsymbol{\sigma}) + p \sum_{j=1}^p g_2(H(j, \mathbf{z}), \text{vec}(\mathbf{V}_0), \boldsymbol{\mu}_0, \boldsymbol{\sigma}_0). \end{aligned} \quad (\text{A.21})$$

Let us define  $\mathbf{S} = [\mathbf{S}_1^T \ \mathbf{S}_2^T]^T$ . Combining (A.18), (A.19), (A.20) and (A.21) in (A.16) yields (A.6), (A.7), (A.8), and (A.9).  $\square$

To derive the IF of cellRCov, another important piece is the IF of the functional  $\boldsymbol{\Sigma}_{\text{MCD}}^u(H)$  corresponding to the MCD estimator of covariance  $\boldsymbol{\Sigma}_{\text{MCD}}$  applied to  $\widehat{\mathbf{U}}$  under both FDCM and FICM. That is,  $\boldsymbol{\Sigma}_{\text{MCD}}^u(H)$  corresponds to the MCD functional  $\boldsymbol{\Sigma}_{\text{MCD}}(\cdot)$  of scatter with parameter  $0.5 < \alpha < 1$ , applied to the distribution  $H^u(H, \mathbf{T}(H))$  of  $\mathbf{u}$  when  $\mathbf{x}$  is distributed as  $H$ , for  $\mathbf{T}(H) := (\text{vec}(\mathbf{V}(H)), \boldsymbol{\mu}(H), \boldsymbol{\sigma}(H))^T$ . We also define  $\boldsymbol{\mu}_{\text{MCD}}^u(H)$  as the MCD functional  $\boldsymbol{\mu}_{\text{MCD}}(\cdot)$  of location with parameter  $\alpha$  applied to  $H^u(H, \mathbf{T}(H))$ .

**Proposition 2.** *The casewise and cellwise influence functions of  $\text{vec}(\boldsymbol{\Sigma}_{\text{MCD}}^u)$  are*

$$\begin{aligned} \text{IF}_{\text{case}}(\mathbf{z}, \text{vec}(\boldsymbol{\Sigma}_{\text{MCD}}^u), H_0) = -\mathbf{D}_1^u \Big[ \mathbf{S}^u \text{IF}_{\text{case}}(\mathbf{z}, \boldsymbol{\sigma}, H_0) + \mathbf{B}_1^u \text{IF}_{\text{case}}(\mathbf{z}, \text{vec}(\mathbf{V}), H_0) \\ + \mathbf{B}_2^u \text{IF}_{\text{case}}(\mathbf{z}, \boldsymbol{\mu}, H_0) + \mathbf{g}^u(\Delta_{\mathbf{z}}, \mathbf{T}_0, \boldsymbol{\Sigma}_{\text{MCD},0}^u, \boldsymbol{\mu}_{\text{MCD},0}^u, q_{\alpha,0}) \Big] \end{aligned}$$

and

$$\begin{aligned} \text{IF}_{\text{cell}}(\mathbf{z}, \text{vec}(\boldsymbol{\Sigma}_{\text{MCD}}^u), H_0) = -\mathbf{D}_1^u \Big[ \mathbf{S}^u \text{IF}_{\text{cell}}(\mathbf{z}, \boldsymbol{\sigma}, H_0) + \mathbf{B}_1^u \text{IF}_{\text{cell}}(\mathbf{z}, \text{vec}(\mathbf{V}), H_0) \\ + \mathbf{B}_2^u \text{IF}_{\text{cell}}(\mathbf{z}, \boldsymbol{\mu}, H_0) \\ + p \sum_{j=1}^p \mathbf{g}^u(H(j, \mathbf{z}), \mathbf{T}_0, \boldsymbol{\Sigma}_{\text{MCD},0}^u, \boldsymbol{\mu}_{\text{MCD},0}^u, q_{\alpha,0}) \Big], \end{aligned}$$

with  $\boldsymbol{\sigma}(H) = (\sigma_{1,1}(H), \dots, \sigma_{1,p}(H), \sigma_2(H))^T$ ,  $\boldsymbol{\mu}_{\text{MCD},0}^u := \boldsymbol{\mu}_{\text{MCD}}^u(H_0)$ ,  $\boldsymbol{\Sigma}_{\text{MCD},0}^u := \boldsymbol{\Sigma}_{\text{MCD}}^u(H_0)$ ,  $\mathbf{T}_0 := (\text{vec}(\mathbf{V}_0), \boldsymbol{\mu}_0, \boldsymbol{\sigma}_0)^T$  and

$$\mathbf{g}^u(H, \mathbf{T}, \boldsymbol{\Sigma}_{\text{MCD}}^u, \boldsymbol{\mu}_{\text{MCD}}^u, q_\alpha) = \begin{bmatrix} g_1^u(H, \mathbf{T}, \boldsymbol{\Sigma}_{\text{MCD}}^u, \boldsymbol{\mu}_{\text{MCD}}^u, q_\alpha) \\ g_2^u(H, \mathbf{T}, \boldsymbol{\Sigma}_{\text{MCD}}^u, \boldsymbol{\mu}_{\text{MCD}}^u, q_\alpha) \\ g_3^u(H, \mathbf{T}, \boldsymbol{\Sigma}_{\text{MCD}}^u, \boldsymbol{\mu}_{\text{MCD}}^u, q_\alpha) \end{bmatrix}. \quad (\text{A.22})$$



The functions  $\mathbf{g}_1^u$ ,  $\mathbf{g}_2^u$ , and  $\mathbf{g}_3^u$  are defined as

$$\begin{aligned}\mathbf{g}_1^u(H, \mathbf{T}, \Sigma_{\text{MCD}}^u, \mu_{\text{MCD}}^u, q_\alpha) &= \text{vec} \left( \mathbb{E}_{H^u(H, \mathbf{T})} \left[ I(\mathbf{x} \in A(\Sigma_{\text{MCD}}^u, \mu_{\text{MCD}}^u, q_\alpha)) \right. \right. \\ &\quad \left. \left. \left( c_\alpha (\mathbf{x} - \mu_{\text{MCD}}^u) (\mathbf{x} - \mu_{\text{MCD}}^u)^T - \Sigma_{\text{MCD}}^u \right) \right] \right), \\ \mathbf{g}_2^u(H, \mathbf{T}, \Sigma_{\text{MCD}}^u, \mu_{\text{MCD}}^u, q_\alpha) &= \mathbb{E}_{H^u(H, \mathbf{T})} \left[ I(\mathbf{x} \in A(\Sigma_{\text{MCD}}^u, \mu_{\text{MCD}}^u, q_\alpha)) (\mathbf{x} - \mu_{\text{MCD}}^u) \right],\end{aligned}$$

and

$$\mathbf{g}_3^u(H, \mathbf{T}, \Sigma_{\text{MCD}}^u, \mu_{\text{MCD}}^u, q_\alpha) = \mathbb{E}_{H^u(H, \mathbf{T})} \left[ I(\mathbf{x} \in A(\Sigma_{\text{MCD}}^u, \mu_{\text{MCD}}^u, q_\alpha)) - (1 - \alpha) \right]$$

where

$$A(\Sigma_{\text{MCD}}^u, \mu_{\text{MCD}}^u, q_\alpha) = \{\mathbf{x} \in \mathbb{R}^k : (\mathbf{x} - \mu_{\text{MCD}}^u)^T (\Sigma_{\text{MCD}}^u)^{-1} (\mathbf{x} - \mu_{\text{MCD}}^u) \leq q_\alpha\}.$$

The functional  $q_\alpha(H)$  satisfies

$$\int I(\mathbf{x} \in A(\Sigma_{\text{MCD}}^u(H), \mu_{\text{MCD}}^u(H), q_\alpha(H))) dH^u(H, \mathbf{T})(\mathbf{x}) = 1 - \alpha,$$

in which  $q_{\alpha,0} := q_\alpha(H_0)$  and  $c_\alpha$  is chosen in such a way that consistency is obtained at a prespecified model. The matrices  $\mathbf{B}_1^u$ ,  $\mathbf{B}_2^u$ , and  $\mathbf{D}_1^u$  are defined in the proof, and  $H(j, \mathbf{z})$  is the distribution of  $\mathbf{x}_\varepsilon$  where the  $j$ -th component of  $\mathbf{B}$  is 1 and all the other components are zero.

**Proof of Proposition 2.** Consider the distribution  $H(G_\varepsilon, \mathbf{z})$ . The IFs of  $\text{vec}(\Sigma_{\text{MCD}}^u)$  and  $\mu_{\text{MCD}}^u$  are given by

$$\text{IF}(\mathbf{z}, \text{vec}(\Sigma_{\text{MCD}}^u), G_\varepsilon) = \frac{\partial}{\partial \varepsilon} \text{vec}(\Sigma_{\text{MCD}}^u(H(G_\varepsilon, \mathbf{z}))) \Big|_{\varepsilon=0}$$

and

$$\text{IF}(\mathbf{z}, \mu_{\text{MCD}}^u, G_\varepsilon) = \frac{\partial}{\partial \varepsilon} \mu_{\text{MCD}}^u(H(G_\varepsilon, \mathbf{z})) \Big|_{\varepsilon=0}.$$

For  $\varepsilon = 0$  we obtain  $\Sigma_{\text{MCD}}^u(H(G_0, \mathbf{z})) = \Sigma_{\text{MCD}}^u(H_0) = \Sigma_{\text{MCD},0}^u$  and  $\mu_{\text{MCD}}^u(H(G_0, \mathbf{z})) = \mu_{\text{MCD}}^u(H_0) = \mu_{\text{MCD},0}^u$ .

The functionals  $\mu_{\text{MCD}}^u(H)$  and  $\Sigma_{\text{MCD}}^u(H)$  with parameter  $0.5 < \alpha < 1$  correspond to the MCD functionals  $\mu_{\text{MCD}}(\cdot)$  and  $\Sigma_{\text{MCD}}(\cdot)$  of location and scatter applied to the the distribution  $H^u(H, \mathbf{T}(H))$  of  $\mathbf{u}$  when  $\mathbf{x}$  is distributed as  $H$ , for  $\mathbf{T}(H) := (\text{vec}(\mathbf{V}(H)), \mu(H), \sigma(H))^T$ .

That is,  $\boldsymbol{\mu}_{\text{MCD}}^u(H) = \boldsymbol{\mu}_{\text{MCD}}(H^u(H, \mathbf{T}(H)))$  and  $\boldsymbol{\Sigma}_{\text{MCD}}^u(H) = \boldsymbol{\Sigma}_{\text{MCD}}(H^u(H, \mathbf{T}(H)))$ . Therefore  $\boldsymbol{\mu}_{\text{MCD}}^u(H)$  and  $\boldsymbol{\Sigma}_{\text{MCD}}^u(H)$  are given by

$$\begin{aligned} \boldsymbol{\Sigma}_{\text{MCD}}^u(H) &= \frac{c_\alpha}{1-\alpha} \int I(\mathbf{x} \in A(\boldsymbol{\Sigma}_{\text{MCD}}^u(H), \boldsymbol{\mu}_{\text{MCD}}^u(H), q_\alpha(H))) \\ &\quad (\mathbf{x} - \boldsymbol{\mu}_{\text{MCD}}^u(H)) (\mathbf{x} - \boldsymbol{\mu}_{\text{MCD}}^u(H))^T dH^u(H, \mathbf{T}(H))(\mathbf{x}), \end{aligned} \quad (\text{A.23})$$

$$\boldsymbol{\mu}_{\text{MCD}}^u(H) = \frac{1}{1-\alpha} \int I(\mathbf{x} \in A(\boldsymbol{\Sigma}_{\text{MCD}}^u(H), \boldsymbol{\mu}_{\text{MCD}}^u(H), q_\alpha(H))) \mathbf{x} dH^u(H, \mathbf{T}(H))(\mathbf{x}), \quad (\text{A.24})$$

with  $q_\alpha(H)$  that satisfies

$$\int I(\mathbf{x} \in A(\boldsymbol{\Sigma}_{\text{MCD}}^u(H), \boldsymbol{\mu}_{\text{MCD}}^u(H), q_\alpha(H))) dH^u(H, \mathbf{T}(H))(\mathbf{x}) = 1 - \alpha,$$

where

$$A(\boldsymbol{\Sigma}_{\text{MCD}}^u, \boldsymbol{\mu}_{\text{MCD}}^u, q_\alpha) = \{\mathbf{x} \in \mathbb{R}^k : (\mathbf{x} - \boldsymbol{\mu}_{\text{MCD}}^u)^T (\boldsymbol{\Sigma}_{\text{MCD}}^u)^{-1} (\mathbf{x} - \boldsymbol{\mu}_{\text{MCD}}^u) \leq q_\alpha\},$$

and  $c_\alpha$  is chosen in such a way that consistency is obtained at a prespecified model. In order to use these expressions of the MCD functionals we have assumed that  $H^u(H, \mathbf{T}(H))$  has no mass on the boundary of  $A$  (Cator and Lopuhaä, 2012). Then

$$\begin{aligned} \mathbf{g}_1^u(H, \mathbf{T}, \boldsymbol{\Sigma}_{\text{MCD}}^u, \boldsymbol{\mu}_{\text{MCD}}^u, q_\alpha) &= \text{vec} \left( \mathbb{E}_{H^u(H, \mathbf{T})} \left[ I(\mathbf{x} \in A(\boldsymbol{\Sigma}_{\text{MCD}}^u, \boldsymbol{\mu}_{\text{MCD}}^u, q_\alpha)) \right. \right. \\ &\quad \left. \left. \left( c_\alpha (\mathbf{x} - \boldsymbol{\mu}_{\text{MCD}}^u) (\mathbf{x} - \boldsymbol{\mu}_{\text{MCD}}^u)^T - \boldsymbol{\Sigma}_{\text{MCD}}^u \right) \right] \right), \end{aligned} \quad (\text{A.25})$$

$$\begin{aligned} \mathbf{g}_2^u(H, \mathbf{T}, \boldsymbol{\Sigma}_{\text{MCD}}^u, \boldsymbol{\mu}_{\text{MCD}}^u, q_\alpha) &= \mathbb{E}_{H^u(H, \mathbf{T})} \left[ I(\mathbf{x} \in A(\boldsymbol{\Sigma}_{\text{MCD}}^u, \boldsymbol{\mu}_{\text{MCD}}^u, q_\alpha)) (\mathbf{x} - \boldsymbol{\mu}_{\text{MCD}}^u) \right], \end{aligned} \quad (\text{A.26})$$

and

$$\begin{aligned} \mathbf{g}_3^u(H, \mathbf{T}, \boldsymbol{\Sigma}_{\text{MCD}}^u, \boldsymbol{\mu}_{\text{MCD}}^u, q_\alpha) &= \mathbb{E}_{H^u(H, \mathbf{T})} \left[ I(\mathbf{x} \in A(\boldsymbol{\Sigma}_{\text{MCD}}^u, \boldsymbol{\mu}_{\text{MCD}}^u, q_\alpha)) - (1 - \alpha) \right]. \end{aligned} \quad (\text{A.27})$$

We combine  $\mathbf{g}_1^u$ ,  $\mathbf{g}_2^u$  and  $\mathbf{g}_3^u$  in the  $(k(k+1)+1)$ -variate column vector  $\mathbf{g}^u$  as

$$\mathbf{g}^u(H, \mathbf{T}, \boldsymbol{\Sigma}_{\text{MCD}}^u, \boldsymbol{\mu}_{\text{MCD}}^u, q_\alpha) = \begin{bmatrix} \mathbf{g}_1^u(H, \mathbf{T}, \boldsymbol{\Sigma}_{\text{MCD}}^u, \boldsymbol{\mu}_{\text{MCD}}^u, q_\alpha) \\ \mathbf{g}_2^u(H, \mathbf{T}, \boldsymbol{\Sigma}_{\text{MCD}}^u, \boldsymbol{\mu}_{\text{MCD}}^u, q_\alpha) \\ \mathbf{g}_3^u(H, \mathbf{T}, \boldsymbol{\Sigma}_{\text{MCD}}^u, \boldsymbol{\mu}_{\text{MCD}}^u, q_\alpha) \end{bmatrix} = \mathbf{0}. \quad (\text{A.28})$$

The IFs of  $\text{vec}(\Sigma_{\text{MCD}}^u)$  and  $\mu_{\text{MCD}}^u$  under the FDCM and FICM are obtained by differentiating (A.22) in  $\varepsilon = 0$  when  $H$  coincides with  $H(G_\varepsilon^D, \mathbf{z})$  and  $H(G_\varepsilon^I, \mathbf{z})$ , respectively, and  $\mathbf{T} = \mathbf{T}(H)$ . Note that from (A.1),  $H(G_\varepsilon, \mathbf{z})$  propagates in the distribution  $H^u(H(G_\varepsilon, \mathbf{z}), \mathbf{T}(H(G_\varepsilon, \mathbf{z})))$  as

$$\delta_0(\varepsilon)H^u(H_0, \mathbf{T}(H(G_\varepsilon, \mathbf{z}))) + \sum_{j=1}^p \delta_j(\varepsilon) \sum_{I \in \ell_j} H^u(H(I, \mathbf{z}), \mathbf{T}(H(G_\varepsilon, \mathbf{z}))), \quad (\text{A.29})$$

where  $\ell_j = \{I = \{i_1, \dots, i_j\} : i_1 < \dots < i_j\}$ . Consider the distribution  $H(G_\varepsilon^D, \mathbf{z})$ . Then we know from (A.14) and (A.15) that

$$\mathbf{g}^u(H(G_\varepsilon, \mathbf{z}), \mathbf{T}(H(G_\varepsilon, \mathbf{z})), \Sigma_{\text{MCD}}^u(H(G_\varepsilon, \mathbf{z})), \mu_{\text{MCD}}^u(H(G_\varepsilon, \mathbf{z})), q_\alpha(H(G_\varepsilon, \mathbf{z})))$$

is an expectation over the mixture distribution  $H^u(H(G_\varepsilon, \mathbf{z}), \mathbf{T}(H(G_\varepsilon, \mathbf{z})))$ , so we can write it as a linear combination with coefficients  $\delta_h(\varepsilon)$  for  $h = 0, 1, \dots, p$ .

For the FDCM model we know that  $G_\varepsilon^D$  has  $\delta_0(\varepsilon) = (1 - \varepsilon)$ ,  $\delta_1(\varepsilon) = \dots = \delta_{p-1}(\varepsilon) = 0$  and  $\delta_p(\varepsilon) = \varepsilon$ , so  $\mathbf{g}^u$  can be written as

$$\begin{aligned} & \mathbf{g}^u(H_{\varepsilon, \mathbf{z}}^D, \mathbf{T}(H_{\varepsilon, \mathbf{z}}^D), \Sigma_{\text{MCD}}^u(H_{\varepsilon, \mathbf{z}}^D), \mu_{\text{MCD}}^u(H_{\varepsilon, \mathbf{z}}^D), q_\alpha(H_{\varepsilon, \mathbf{z}}^D)) \\ &= \delta_0(\varepsilon) \mathbf{g}^u(H_0, \mathbf{T}(H_{\varepsilon, \mathbf{z}}^D), \Sigma_{\text{MCD}}^u(H_{\varepsilon, \mathbf{z}}^D), \mu_{\text{MCD}}^u(H_{\varepsilon, \mathbf{z}}^D), q_\alpha(H_{\varepsilon, \mathbf{z}}^D)) \\ & \quad + \delta_p(\varepsilon) \mathbf{g}^u(H(\{1, \dots, p\}, \mathbf{z}), \mathbf{T}(H_{\varepsilon, \mathbf{z}}^D), \Sigma_{\text{MCD}}^u(H_{\varepsilon, \mathbf{z}}^D), \mu_{\text{MCD}}^u(H_{\varepsilon, \mathbf{z}}^D), q_\alpha(H_{\varepsilon, \mathbf{z}}^D)) \\ &= (1 - \varepsilon) \mathbf{g}^u(H_0, \mathbf{T}(H_{\varepsilon, \mathbf{z}}^D), \Sigma_{\text{MCD}}^u(H_{\varepsilon, \mathbf{z}}^D), \mu_{\text{MCD}}^u(H_{\varepsilon, \mathbf{z}}^D), q_\alpha(H_{\varepsilon, \mathbf{z}}^D)) \\ & \quad + \varepsilon \mathbf{g}^u(\Delta_{\mathbf{z}}^u, \mathbf{T}(H_{\varepsilon, \mathbf{z}}^D), \Sigma_{\text{MCD}}^u(H_{\varepsilon, \mathbf{z}}^D), \mu_{\text{MCD}}^u(H_{\varepsilon, \mathbf{z}}^D), q_\alpha(H_{\varepsilon, \mathbf{z}}^D)) \end{aligned}$$

where  $H_{\varepsilon, \mathbf{z}}^D := H(G_\varepsilon^D, \mathbf{z})$ , which yields the derivative

$$\begin{aligned} & \left. \frac{\partial}{\partial \varepsilon} \mathbf{g}^u(H_{\varepsilon, \mathbf{z}}^D, \mathbf{T}(H_{\varepsilon, \mathbf{z}}^D), \Sigma_{\text{MCD}}^u(H_{\varepsilon, \mathbf{z}}^D), \mu_{\text{MCD}}^u(H_{\varepsilon, \mathbf{z}}^D), q_\alpha(H_{\varepsilon, \mathbf{z}}^D)) \right|_{\varepsilon=0} \\ &= -\mathbf{g}^u(H_0, \mathbf{T}_0, \Sigma_{\text{MCD}, 0}^u, \mu_{\text{MCD}, 0}^u, q_{\alpha, 0}) \\ & \quad + \left. \frac{\partial}{\partial \varepsilon} \mathbf{g}^u(H_0, \mathbf{T}(H_{\varepsilon, \mathbf{z}}^D), \Sigma_{\text{MCD}}^u(H_{\varepsilon, \mathbf{z}}^D), \mu_{\text{MCD}}^u(H_{\varepsilon, \mathbf{z}}^D), q_\alpha(H_{\varepsilon, \mathbf{z}}^D)) \right|_{\varepsilon=0} \\ & \quad + \mathbf{g}^u(\Delta_{\mathbf{z}}^u, \mathbf{T}_0, \Sigma_{\text{MCD}, 0}^u, \mu_{\text{MCD}, 0}^u, q_{\alpha, 0}) \\ &= \mathbf{0} + \left. \frac{\partial}{\partial \varepsilon} \mathbf{g}^u(H_0, \mathbf{T}(H_{\varepsilon, \mathbf{z}}^D), \Sigma_{\text{MCD}, 0}^u, \mu_{\text{MCD}, 0}^u, q_{\alpha, 0}) \right|_{\varepsilon=0} \\ & \quad + \left. \frac{\partial}{\partial \varepsilon} \mathbf{g}^u(H_0, \mathbf{T}_0, \Sigma_{\text{MCD}}^u(H_{\varepsilon, \mathbf{z}}^D), \mu_{\text{MCD}}^u(H_{\varepsilon, \mathbf{z}}^D), q_\alpha(H_{\varepsilon, \mathbf{z}}^D)) \right|_{\varepsilon=0} \\ & \quad + \mathbf{g}^u(\Delta_{\mathbf{z}}^u, \mathbf{T}_0, \Sigma_{\text{MCD}, 0}^u, \mu_{\text{MCD}, 0}^u, q_{\alpha, 0}). \end{aligned} \quad (\text{A.30})$$

where  $\mathbf{T}_0 = \mathbf{T}(0) := (\text{vec}(\mathbf{V}(H_0)), \boldsymbol{\mu}(H_0), \boldsymbol{\sigma}(H_0))^T$  and  $q_{\alpha,0} = q_{\alpha}(H_0)$ . Note that

$$\begin{aligned} & \left. \frac{\partial}{\partial \varepsilon} \mathbf{g}^u(H_0, \mathbf{T}_0, \boldsymbol{\Sigma}_{\text{MCD}}^u(H_{\varepsilon, \mathbf{z}}^D), \boldsymbol{\mu}_{\text{MCD}}^u(H_{\varepsilon, \mathbf{z}}^D), q_{\alpha}(H_{\varepsilon, \mathbf{z}}^D)) \right|_{\varepsilon=0} \\ &= \begin{pmatrix} \mathbf{C}_{11} & \mathbf{C}_{12} & \mathbf{c}_{13} \\ \mathbf{C}_{21} & \mathbf{C}_{22} & \mathbf{c}_{23} \\ \mathbf{c}_{31}^T & \mathbf{c}_{32}^T & c_{33} \end{pmatrix} \begin{pmatrix} \left. \frac{\partial}{\partial \varepsilon} \text{vec}(\boldsymbol{\Sigma}_{\text{MCD}}^u(H_{\varepsilon, \mathbf{z}}^D)) \right|_{\varepsilon=0} \\ \left. \frac{\partial}{\partial \varepsilon} \boldsymbol{\mu}_{\text{MCD}}^u(H_{\varepsilon, \mathbf{z}}^D) \right|_{\varepsilon=0} \\ \left. \frac{\partial}{\partial \varepsilon} q_{\alpha}(H_{\varepsilon, \mathbf{z}}^D) \right|_{\varepsilon=0} \end{pmatrix}, \end{aligned}$$

where

$$\begin{aligned} \mathbf{C}_{11} &:= \left. \frac{\partial}{\partial \text{vec}(\boldsymbol{\Sigma})} \mathbf{g}_1^u(H_0, \mathbf{T}_0, \boldsymbol{\Sigma}, \boldsymbol{\mu}_{\text{MCD},0}^u, q_{\alpha,0}) \right|_{\boldsymbol{\Sigma}=\boldsymbol{\Sigma}_{\text{MCD},0}^u}, \\ \mathbf{C}_{12} &:= \left. \frac{\partial}{\partial \boldsymbol{\mu}} \mathbf{g}_1^u(H_0, \mathbf{T}_0, \boldsymbol{\Sigma}_{\text{MCD},0}^u, \boldsymbol{\mu}, q_{\alpha,0}) \right|_{\boldsymbol{\mu}=\boldsymbol{\mu}_{\text{MCD},0}^u}, \\ \mathbf{C}_{21} &:= \left. \frac{\partial}{\partial \text{vec}(\boldsymbol{\Sigma})} \mathbf{g}_2^u(H_0, \mathbf{T}_0, \boldsymbol{\Sigma}, \boldsymbol{\mu}_{\text{MCD},0}^u, q_{\alpha,0}) \right|_{\boldsymbol{\Sigma}=\boldsymbol{\Sigma}_{\text{MCD},0}^u}, \\ \mathbf{C}_{22} &:= \left. \frac{\partial}{\partial \boldsymbol{\mu}} \mathbf{g}_2^u(H_0, \mathbf{T}_0, \boldsymbol{\Sigma}_{\text{MCD},0}^u, \boldsymbol{\mu}, q_{\alpha,0}) \right|_{\boldsymbol{\mu}=\boldsymbol{\mu}_{\text{MCD},0}^u}, \\ \mathbf{c}_{13} &:= \left. \frac{\partial}{\partial q_{\alpha}} \mathbf{g}_1^u(H_0, \mathbf{T}_0, \boldsymbol{\Sigma}_{\text{MCD},0}^u, \boldsymbol{\mu}_{\text{MCD},0}^u, q_{\alpha}) \right|_{q_{\alpha}=q_{\alpha,0}}, \\ \mathbf{c}_{23} &:= \left. \frac{\partial}{\partial q_{\alpha}} \mathbf{g}_2^u(H_0, \mathbf{T}_0, \boldsymbol{\Sigma}_{\text{MCD},0}^u, \boldsymbol{\mu}_{\text{MCD},0}^u, q_{\alpha}) \right|_{q_{\alpha}=q_{\alpha,0}}, \\ \mathbf{c}_{31} &:= \left. \frac{\partial}{\partial \text{vec}(\boldsymbol{\Sigma})} g_3^u(H_0, \mathbf{T}_0, \boldsymbol{\Sigma}, \boldsymbol{\mu}_{\text{MCD},0}^u, q_{\alpha,0}) \right|_{\boldsymbol{\Sigma}=\boldsymbol{\Sigma}_{\text{MCD},0}^u}, \\ \mathbf{c}_{32} &:= \left. \frac{\partial}{\partial \boldsymbol{\mu}} g_3^u(H_0, \mathbf{T}_0, \boldsymbol{\Sigma}_{\text{MCD},0}^u, \boldsymbol{\mu}, q_{\alpha,0}) \right|_{\boldsymbol{\mu}=\boldsymbol{\mu}_{\text{MCD},0}^u}, \\ \mathbf{c}_{33} &:= \left. \frac{\partial}{\partial q_{\alpha}} g_3^u(H_0, \mathbf{T}_0, \boldsymbol{\Sigma}_{\text{MCD},0}^u, \boldsymbol{\mu}_{\text{MCD},0}^u, q_{\alpha}) \right|_{q_{\alpha}=q_{\alpha,0}}. \end{aligned}$$

Moreover,

$$\begin{aligned}
& \frac{\partial}{\partial \varepsilon} \mathbf{g}^u(H_0, \mathbf{T}(H_{\varepsilon, \mathbf{z}}^D), \Sigma_{\text{MCD}, 0}^u, \mu_{\text{MCD}, 0}^u, q_{\alpha, 0}) \Big|_{\varepsilon=0} \\
&= \frac{\partial}{\partial \varepsilon} \mathbf{g}^u(H_0, [\text{vec}(\mathbf{V}(H_{\varepsilon, \mathbf{z}}^D)), \mu(H_{\varepsilon, \mathbf{z}}^D), \sigma(H_{\varepsilon, \mathbf{z}}^D)], \Sigma_{\text{MCD}, 0}^u, \mu_{\text{MCD}, 0}^u, q_{\alpha, 0}) \Big|_{\varepsilon=0} \\
&= \begin{pmatrix} \frac{\partial}{\partial \sigma} \mathbf{g}_1^u(H_0, [\text{vec}(\mathbf{V}_0), \mu_0, \sigma], \Sigma_{\text{MCD}, 0}^u, \mu_{\text{MCD}, 0}^u, q_{\alpha, 0}) \Big|_{\sigma=\sigma_0} \\ \frac{\partial}{\partial \sigma} \mathbf{g}_2^u(H_0, [\text{vec}(\mathbf{V}_0), \mu_0, \sigma], \Sigma_{\text{MCD}, 0}^u, \mu_{\text{MCD}, 0}^u, q_{\alpha, 0}) \Big|_{\sigma=\sigma_0} \\ \frac{\partial}{\partial \sigma} \mathbf{g}_3^u(H_0, [\text{vec}(\mathbf{V}_0), \mu_0, \sigma], \Sigma_{\text{MCD}, 0}^u, \mu_{\text{MCD}, 0}^u, q_{\alpha, 0}) \Big|_{\sigma=\sigma_0} \end{pmatrix} \frac{\partial \sigma(H_{\varepsilon, \mathbf{z}}^D)}{\partial \varepsilon} \Big|_{\varepsilon=0} \\
&+ \begin{pmatrix} \frac{\partial}{\partial \text{vec}(\mathbf{V})} \mathbf{g}_1^u(H_0, [\text{vec}(\mathbf{V}), \mu_0, \sigma_0], \Sigma_{\text{MCD}, 0}^u, \mu_{\text{MCD}, 0}^u, q_{\alpha, 0}) \Big|_{\mathbf{V}=\mathbf{V}_0} \\ \frac{\partial}{\partial \text{vec}(\mathbf{V})} \mathbf{g}_2^u(H_0, [\text{vec}(\mathbf{V}), \mu_0, \sigma_0], \Sigma_{\text{MCD}, 0}^u, \mu_{\text{MCD}, 0}^u, q_{\alpha, 0}) \Big|_{\mathbf{V}=\mathbf{V}_0} \\ \frac{\partial}{\partial \text{vec}(\mathbf{V})} \mathbf{g}_3^u(H_0, [\text{vec}(\mathbf{V}), \mu_0, \sigma_0], \Sigma_{\text{MCD}, 0}^u, \mu_{\text{MCD}, 0}^u, q_{\alpha, 0}) \Big|_{\mathbf{V}=\mathbf{V}_0} \end{pmatrix} \frac{\partial \text{vec}(\mathbf{V}(H_{\varepsilon, \mathbf{z}}^D))}{\partial \varepsilon} \Big|_{\varepsilon=0} \\
&+ \begin{pmatrix} \frac{\partial}{\partial \mu} \mathbf{g}_1^u(H_0, [\text{vec}(\mathbf{V}_0), \mu, \sigma_0], \Sigma_{\text{MCD}, 0}^u, \mu_{\text{MCD}, 0}^u, q_{\alpha, 0}) \Big|_{\mu=\mu_0} \\ \frac{\partial}{\partial \mu} \mathbf{g}_2^u(H_0, [\text{vec}(\mathbf{V}_0), \mu, \sigma_0], \Sigma_{\text{MCD}, 0}^u, \mu_{\text{MCD}, 0}^u, q_{\alpha, 0}) \Big|_{\mu=\mu_0} \\ \frac{\partial}{\partial \mu} \mathbf{g}_3^u(H_0, [\text{vec}(\mathbf{V}_0), \mu, \sigma_0], \Sigma_{\text{MCD}, 0}^u, \mu_{\text{MCD}, 0}^u, q_{\alpha, 0}) \Big|_{\mu=\mu_0} \end{pmatrix} \frac{\partial \mu(H_{\varepsilon, \mathbf{z}}^D)}{\partial \varepsilon} \Big|_{\varepsilon=0} \\
&= \mathbf{S}^u \text{IF}_{\text{case}}(\mathbf{z}, \sigma, H_0) + \mathbf{B}_1^u \text{IF}_{\text{case}}(\mathbf{z}, \mathbf{V}, H_0) + \mathbf{B}_2^u \text{IF}_{\text{case}}(\mathbf{z}, \mu, H_0).
\end{aligned}$$

By setting (A.30) equal to  $\mathbf{0}$ , we obtain

$$\begin{aligned}
\text{IF}_{\text{case}}(\mathbf{z}, \text{vec}(\Sigma_{\text{MCD}}^u), H_0) &= -\mathbf{D}_1^u \left[ \mathbf{S}^u \text{IF}_{\text{case}}(\mathbf{z}, \sigma, H_0) + \mathbf{B}_1^u \text{IF}_{\text{case}}(\mathbf{z}, \text{vec}(\mathbf{V}), H_0) \right. \\
&\quad \left. + \mathbf{B}_2^u \text{IF}_{\text{case}}(\mathbf{z}, \mu, H_0) + \mathbf{g}^u(\Delta_{\mathbf{z}}^u, \mathbf{T}_0, \Sigma_{\text{MCD}, 0}^u, \mu_{\text{MCD}, 0}^u, q_{\alpha, 0}) \right]
\end{aligned}$$

and

$$\begin{aligned}
\text{IF}_{\text{case}}(\mathbf{z}, \mu_{\text{MCD}}^u, H_0) &= -\mathbf{D}_2^u \left[ \mathbf{S}^u \text{IF}_{\text{case}}(\mathbf{z}, \sigma, H_0) + \mathbf{B}_1^u \text{IF}_{\text{case}}(\mathbf{z}, \text{vec}(\mathbf{V}), H_0) \right. \\
&\quad \left. + \mathbf{B}_2^u \text{IF}_{\text{case}}(\mathbf{z}, \mu, H_0) + \mathbf{g}^u(\Delta_{\mathbf{z}}^u, \mathbf{T}_0, \Sigma_{\text{MCD}, 0}^u, \mu_{\text{MCD}, 0}^u, q_{\alpha, 0}) \right],
\end{aligned}$$

where

$$\begin{bmatrix} \mathbf{D}_1^u \\ \mathbf{D}_2^u \\ (\mathbf{d}_3^u)^T \end{bmatrix} = \begin{pmatrix} \mathbf{C}_{11} & \mathbf{C}_{12} & \mathbf{c}_{13} \\ \mathbf{C}_{21} & \mathbf{C}_{22} & \mathbf{c}_{23} \\ \mathbf{c}_{31}^T & \mathbf{c}_{32}^T & c_{33} \end{pmatrix}^{-1}.$$

Under the FICM model we have  $\delta_0(\varepsilon) = (1 - \varepsilon)^p$ ,  $\delta_0(0) = 1$ ,  $\delta_1(\varepsilon) = p(1 - \varepsilon)^{p-1}\varepsilon$  so  $\delta_1(0) = 0$  and  $\delta'_1(0) = p$ , and  $\delta_i(0) = \delta'_i(0) = 0$  for  $i \geq 2$ . Therefore  $\mathbf{g}^u$  can be written as

the sum

$$\begin{aligned}
& \mathbf{g}^u(H_{\varepsilon, \mathbf{z}}^I, \mathbf{T}(H_{\varepsilon, \mathbf{z}}^I), \Sigma_{\text{MCD}}^u(H_{\varepsilon, \mathbf{z}}^I), \boldsymbol{\mu}_{\text{MCD}}^u(H_{\varepsilon, \mathbf{z}}^I), q_\alpha(H_{\varepsilon, \mathbf{z}}^I)) \\
&= \delta_0(\varepsilon) \mathbf{g}^u(H_0, \mathbf{T}(H_{\varepsilon, \mathbf{z}}^I), \Sigma_{\text{MCD}}^u(H_{\varepsilon, \mathbf{z}}^I), \boldsymbol{\mu}_{\text{MCD}}^u(H_{\varepsilon, \mathbf{z}}^I), q_\alpha(H_{\varepsilon, \mathbf{z}}^I)) \\
&\quad + \delta_1(\varepsilon) \sum_{j=1}^p \mathbf{g}^u(H(j, \mathbf{z}), \mathbf{T}(H_{\varepsilon, \mathbf{z}}^I), \Sigma_{\text{MCD}}^u(H_{\varepsilon, \mathbf{z}}^I), \boldsymbol{\mu}_{\text{MCD}}^u(H_{\varepsilon, \mathbf{z}}^I), q_\alpha(H_{\varepsilon, \mathbf{z}}^I)) \\
&= (1 - \varepsilon)^p \mathbf{g}^u(H_0, \mathbf{T}(H_{\varepsilon, \mathbf{z}}^I), \Sigma_{\text{MCD}}^u(H(G_\varepsilon^D, \mathbf{z})), \boldsymbol{\mu}_{\text{MCD}}^u(H_{\varepsilon, \mathbf{z}}^I), q_\alpha(H_{\varepsilon, \mathbf{z}}^I)) \\
&\quad + p(1 - \varepsilon)^{p-1} \varepsilon \sum_{j=1}^p \mathbf{g}^u(H(j, \mathbf{z}), \mathbf{T}(H_{\varepsilon, \mathbf{z}}^I), \Sigma_{\text{MCD}}^u(H_{\varepsilon, \mathbf{z}}^I), \boldsymbol{\mu}_{\text{MCD}}^u(H_{\varepsilon, \mathbf{z}}^I), q_\alpha(H_{\varepsilon, \mathbf{z}}^I)).
\end{aligned}$$

where  $H_{\varepsilon, \mathbf{z}}^I := H(G_\varepsilon^I, \mathbf{z})$ . The derivative becomes

$$\begin{aligned}
& \frac{\partial}{\partial \varepsilon} \mathbf{g}^u(H_{\varepsilon, \mathbf{z}}^I, \mathbf{T}(H_{\varepsilon, \mathbf{z}}^I), \Sigma_{\text{MCD}}^u(H_{\varepsilon, \mathbf{z}}^I), \boldsymbol{\mu}_{\text{MCD}}^u(H_{\varepsilon, \mathbf{z}}^I), q_\alpha(H_{\varepsilon, \mathbf{z}}^I)) \Big|_{\varepsilon=0} \\
&= \frac{\partial}{\partial \varepsilon} \mathbf{g}^u(H_0, \mathbf{T}(H_{\varepsilon, \mathbf{z}}^I), \Sigma_{\text{MCD}, 0}^u, \boldsymbol{\mu}_{\text{MCD}, 0}^u, q_{\alpha, 0}) \Big|_{\varepsilon=0} \\
&\quad + \frac{\partial}{\partial \varepsilon} \mathbf{g}^u(H_0, \mathbf{T}_0, \Sigma_{\text{MCD}}^u(H_{\varepsilon, \mathbf{z}}^I), \boldsymbol{\mu}_{\text{MCD}}^u(H_{\varepsilon, \mathbf{z}}^I), q_\alpha(H_{\varepsilon, \mathbf{z}}^I)) \Big|_{\varepsilon=0} \\
&\quad + p \sum_{j=1}^p \mathbf{g}^u(H(j, \mathbf{z}), \mathbf{T}_0, \Sigma_{\text{MCD}, 0}^u, \boldsymbol{\mu}_{\text{MCD}, 0}^u, q_{\alpha, 0}). \tag{A.31}
\end{aligned}$$

By setting (A.31) equal to  $\mathbf{0}$  we obtain

$$\begin{aligned}
& \text{IF}_{\text{cell}}(\mathbf{z}, \text{vec}(\Sigma_{\text{MCD}}^u), H_0) = -\mathbf{D}_1^u \left[ \mathbf{S}^u \text{IF}_{\text{cell}}(\mathbf{z}, \boldsymbol{\sigma}, H_0) + \mathbf{B}_1^u \text{IF}_{\text{cell}}(\mathbf{z}, \text{vec}(\mathbf{V}), H_0) \right. \\
&\quad \left. + \mathbf{B}_2^u \text{IF}_{\text{cell}}(\mathbf{z}, \boldsymbol{\mu}, H_0) + p \sum_{j=1}^p \mathbf{g}^u(H(j, \mathbf{z}), \mathbf{T}_0, \Sigma_{\text{MCD}, 0}^u, \boldsymbol{\mu}_{\text{MCD}, 0}^u, q_{\alpha, 0}) \right]
\end{aligned}$$

and

$$\begin{aligned}
& \text{IF}_{\text{cell}}(\mathbf{z}, \boldsymbol{\mu}_{\text{MCD}}^u, H_0) = -\mathbf{D}_2^u \left[ \mathbf{S}^u \text{IF}_{\text{cell}}(\mathbf{z}, \boldsymbol{\sigma}, H_0) + \mathbf{B}_1^u \text{IF}_{\text{cell}}(\mathbf{z}, \text{vec}(\mathbf{V}), H_0) \right. \\
&\quad \left. + \mathbf{B}_2^u \text{IF}_{\text{cell}}(\mathbf{z}, \boldsymbol{\mu}, H_0) + p \sum_{j=1}^p \mathbf{g}^u(H(j, \mathbf{z}), \mathbf{T}_0, \Sigma_{\text{MCD}, 0}^u, \boldsymbol{\mu}_{\text{MCD}, 0}^u, q_{\alpha, 0}) \right].
\end{aligned}$$

In the proof we have assumed that  $H^u(H(G_\varepsilon^D, \mathbf{z}), \mathbf{T}(H(G_\varepsilon^D, \mathbf{z})))$  and  $H^u(H(G_\varepsilon^I, \mathbf{z}), \mathbf{T}(H(G_\varepsilon^D, \mathbf{z})))$  have no mass on the boundary of  $A$  in order to use the expressions of the MCD functionals in (A.23) and (A.24), and that  $\mathbf{B}_1^u$ ,  $\mathbf{B}_2^u$ ,  $\mathbf{D}_1^u$ ,  $\mathbf{D}_2^u$ , and  $\mathbf{S}^u$  exist. Moreover, we have assumed that  $\Sigma_{\text{MCD}, 0}^u$  and  $\boldsymbol{\mu}_{\text{MCD}, 0}^u$  are unique, which holds when  $H^u(H_0, \mathbf{T}(H_0))$  has a density (Cator and Lopuhäa 2012), that the IFs exist, and that  $(\mathbf{T}(H(G_\varepsilon, \mathbf{z})), \Sigma_{\text{MCD}}^u(H(G_\varepsilon, \mathbf{z})), \boldsymbol{\mu}_{\text{MCD}}^u(H(G_\varepsilon, \mathbf{z})))$  converges to  $(\mathbf{T}_0, \Sigma_{\text{MCD}, 0}^u, \boldsymbol{\mu}_{\text{MCD}, 0}^u)$  as  $\varepsilon \downarrow 0$ .  $\square$

We now denote the functional corresponding to the estimator  $\tilde{\Sigma}_{\mathbf{x}^\perp}^R$  by  $\tilde{\Sigma}_{\mathbf{x}^\perp}^R(H)$ .

**Proposition 3.** *The casewise and cellwise influence functions of  $\text{vec}(\tilde{\Sigma}_{\mathbf{x}^\perp}^R)$  are*

$$\begin{aligned} \text{IF}_{\text{case}}(\mathbf{z}, \text{vec}(\tilde{\Sigma}_{\mathbf{x}^\perp}^R), H_0) &= \mathbf{D}^{\mathbf{x}^\perp} \left[ \mathbf{B}_1^{\mathbf{x}^\perp} \text{IF}_{\text{case}}(\mathbf{z}, \boldsymbol{\mu}, H_0) + \mathbf{B}_2^{\mathbf{x}^\perp} \text{IF}_{\text{case}}(\mathbf{z}, \text{vec}(\mathbf{V}), H_0) \right. \\ &\quad \left. + \mathbf{S}^{\mathbf{x}^\perp} \text{IF}_{\text{case}}(\mathbf{z}, \boldsymbol{\sigma}, H_0) + \mathbf{g}^{\mathbf{x}^\perp}(\Delta_{\mathbf{z}}, \mathbf{T}_0, \Sigma_{\mathbf{x}^\perp,0}^R) \right] \end{aligned}$$

and

$$\begin{aligned} \text{IF}_{\text{cell}}(\mathbf{z}, \text{vec}(\tilde{\Sigma}_{\mathbf{x}^\perp}^R), H_0) &= \mathbf{D}^{\mathbf{x}^\perp} \left[ \mathbf{B}_1^{\mathbf{x}^\perp} \text{IF}_{\text{cell}}(\mathbf{z}, \boldsymbol{\mu}, H_0) + \mathbf{B}_2^{\mathbf{x}^\perp} \text{IF}_{\text{cell}}(\mathbf{z}, \text{vec}(\mathbf{V}), H_0) \right. \\ &\quad \left. + \mathbf{S}^{\mathbf{x}^\perp} \text{IF}_{\text{cell}}(\mathbf{z}, \boldsymbol{\sigma}, H_0) + p \sum_{j=1}^p \mathbf{g}^{\mathbf{x}^\perp}(H(j, \mathbf{z}), \mathbf{T}_0, \Sigma_{\mathbf{x}^\perp,0}^R) \right], \end{aligned}$$

with  $\Sigma_{\mathbf{x}^\perp,0}^R = \tilde{\Sigma}_{\mathbf{x}^\perp}^R(H_0)$ ,  $\Sigma_{\mathbf{x}^\perp,0}^R = \text{vec}(\Sigma_{\mathbf{x}^\perp,0}^R)$ ,  $\mathbf{T}_0 = (\text{vec}(\mathbf{V}_0), \boldsymbol{\mu}_0, \boldsymbol{\sigma}_0)^T$  and

$$\begin{aligned} \mathbf{g}^{\mathbf{x}^\perp}(H, \mathbf{T}, \tilde{\Sigma}_{\mathbf{x}^\perp}^R) &:= \text{vec} \left( \mathbb{E}_H \left[ b \tilde{\Sigma}_{\mathbf{x}^\perp}^R - (1 - \delta) w^{\text{case}} \widetilde{\mathbf{W}} (\mathbf{x} - \boldsymbol{\mu} - \mathbf{V}\mathbf{u})(\mathbf{x} - \boldsymbol{\mu} - \mathbf{V}\mathbf{u})^T \widetilde{\mathbf{W}} \right. \right. \\ &\quad \left. \left. - \delta w^{\text{case}} \left( \widetilde{\mathbf{W}} (\mathbf{x} - \boldsymbol{\mu} - \mathbf{V}\mathbf{u})(\mathbf{x} - \boldsymbol{\mu} - \mathbf{V}\mathbf{u})^T \widetilde{\mathbf{W}} \right) \odot \mathbf{I}_p \right] \right), \end{aligned}$$

where  $\mathbf{T} = (\text{vec}(\mathbf{V}), \boldsymbol{\mu}, \boldsymbol{\sigma})^T$ ,  $b = \sum_{j=1}^p \sum_{\ell=1}^p w^{\text{case}} w_j^{\text{cell}} w_\ell^{\text{cell}} / p^2$ ,  $\mathbf{u}$  depends on  $\mathbf{x}$  and  $\mathbf{T}$  through (A.2), and  $\odot$  is the Hadamard product. The matrices  $\mathbf{D}^{\mathbf{x}^\perp}$ ,  $\mathbf{B}_1^{\mathbf{x}^\perp}$ ,  $\mathbf{B}_2^{\mathbf{x}^\perp}$ , and  $\mathbf{S}^{\mathbf{x}^\perp}$  are defined in the proof.

**Proof of Proposition 3.** The IF of  $\text{vec}(\tilde{\Sigma}_{\mathbf{x}^\perp}^R)$  at the distribution  $H_0$  is given by

$$\text{IF}(\mathbf{z}, \text{vec}(\tilde{\Sigma}_{\mathbf{x}^\perp}^R), G_\varepsilon) = \left. \frac{\partial}{\partial \varepsilon} \text{vec}(\tilde{\Sigma}_{\mathbf{x}^\perp}^R(H(G_\varepsilon, \mathbf{z}))) \right|_{\varepsilon=0}.$$

For  $\varepsilon = 0$  we obtain  $\tilde{\Sigma}_{\mathbf{x}^\perp}^R(H(G_0, \mathbf{z})) = \tilde{\Sigma}_{\mathbf{x}^\perp}^R(H_0) = \Sigma_{\mathbf{x}^\perp,0}^R$ . Note that  $\tilde{\Sigma}_{\mathbf{x}^\perp}^R(H)$  satisfies

$$\mathbf{g}^{\mathbf{x}^\perp}(H, \mathbf{T}, \tilde{\Sigma}_{\mathbf{x}^\perp}^R) = \mathbf{0} \tag{A.32}$$

where  $\tilde{\Sigma}_{\mathbf{x}^\perp}^R(H) = \text{vec}(\tilde{\Sigma}_{\mathbf{x}^\perp}^R(H))$  and  $\mathbf{T} = \mathbf{T}(H) := (\text{vec}(\mathbf{V}(H)), \boldsymbol{\mu}(H), \boldsymbol{\sigma}(H))^T$ .

The IFs of  $\text{vec}(\tilde{\Sigma}_{\mathbf{x}^\perp}^R)$  under the FDCM and FICM models are obtained by differentiating (A.32) in  $\varepsilon = 0$  when  $H$  is either  $H(G_\varepsilon^D, \mathbf{z})$  or  $H(G_\varepsilon^I, \mathbf{z})$ .

For FDCM, we know that  $G_\varepsilon^D$  has  $\delta_0(\varepsilon) = (1 - \varepsilon)$ ,  $\delta_1(\varepsilon) = \dots = \delta_{p-1}(\varepsilon) = 0$  and  $\delta_p(\varepsilon) = \varepsilon$ , so  $\mathbf{g}^{x^\perp}$  can be written as

$$\begin{aligned} & \mathbf{g}^{x^\perp}(H(G_\varepsilon^D, \mathbf{z}), \mathbf{T}(H(G_\varepsilon^D, \mathbf{z})), \tilde{\Sigma}_{\mathbf{x}^\perp}^R(H(G_\varepsilon^D, \mathbf{z}))) \\ &= \delta_0(\varepsilon) \mathbf{g}^{x^\perp}(H_0, \mathbf{T}(H(G_\varepsilon^D, \mathbf{z})), \tilde{\Sigma}_{\mathbf{x}^\perp}^R(H(G_\varepsilon^D, \mathbf{z}))) \\ & \quad + \delta_p(\varepsilon) \mathbf{g}^{x^\perp}(H(\{1, \dots, p\}, \mathbf{z}), \mathbf{T}(H(G_\varepsilon^D, \mathbf{z})), \tilde{\Sigma}_{\mathbf{x}^\perp}^R(H(G_\varepsilon^D, \mathbf{z}))) \\ &= (1 - \varepsilon) \mathbf{g}^{x^\perp}(H_0, \mathbf{T}(H(G_\varepsilon^D, \mathbf{z})), \tilde{\Sigma}_{\mathbf{x}^\perp}^R(H(G_\varepsilon^D, \mathbf{z}))) \\ & \quad + \varepsilon \mathbf{g}^{x^\perp}(\Delta_{\mathbf{z}}, \mathbf{T}(H(G_\varepsilon^D, \mathbf{z})), \tilde{\Sigma}_{\mathbf{x}^\perp}^R(H(G_\varepsilon^D, \mathbf{z}))), \end{aligned}$$

which yields the derivative

$$\begin{aligned} & \left. \frac{\partial}{\partial \varepsilon} \mathbf{g}^{x^\perp}(H(G_\varepsilon^D, \mathbf{z}), \mathbf{T}(H(G_\varepsilon^D, \mathbf{z})), \tilde{\Sigma}_{\mathbf{x}^\perp}^R(H(G_\varepsilon^D, \mathbf{z}))) \right|_{\varepsilon=0} \\ &= -\mathbf{g}^{x^\perp}(H_0, \mathbf{T}_0, \Sigma_{\mathbf{x}^\perp,0}^R) + \left. \frac{\partial}{\partial \varepsilon} \mathbf{g}^{x^\perp}(H_0, \mathbf{T}(H(G_\varepsilon^D, \mathbf{z})), \tilde{\Sigma}_{\mathbf{x}^\perp}^R(H(G_\varepsilon^D, \mathbf{z}))) \right|_{\varepsilon=0} \\ & \quad + \mathbf{g}^{x^\perp}(\Delta_{\mathbf{z}}, \mathbf{T}_0, \Sigma_{\mathbf{x}^\perp,0}^R) \\ &= \mathbf{0} + \left. \frac{\partial}{\partial \varepsilon} \mathbf{g}^{x^\perp}(H_0, \mathbf{T}(H(G_\varepsilon^D, \mathbf{z})), \Sigma_{\mathbf{x}^\perp,0}^R) \right|_{\varepsilon=0} + \left. \frac{\partial}{\partial \varepsilon} \mathbf{g}^{x^\perp}(H_0, \mathbf{T}_0, \tilde{\Sigma}_{\mathbf{x}^\perp}^R(H(G_\varepsilon^D, \mathbf{z}))) \right|_{\varepsilon=0} \\ & \quad + \mathbf{g}^{x^\perp}(\Delta_{\mathbf{z}}, \mathbf{T}_0, \Sigma_{\mathbf{x}^\perp,0}^R) \tag{A.33} \end{aligned}$$

where  $\mathbf{T}_0 = (\text{vec}(\mathbf{V}(H_0)), \boldsymbol{\mu}(H_0), \boldsymbol{\sigma}(H_0))^T = (\text{vec}(\mathbf{V}_0), \boldsymbol{\mu}_0, \boldsymbol{\sigma}_0)^T$  and  $\Sigma_{\mathbf{x}^\perp,0}^R = \text{vec}(\Sigma_{\mathbf{x}^\perp,0}^R)$ .

Note that

$$\begin{aligned} & \left. \frac{\partial}{\partial \varepsilon} \mathbf{g}^{x^\perp}(H_0, \mathbf{T}(H(G_\varepsilon^D, \mathbf{z})), \Sigma_{\mathbf{x}^\perp,0}^R) \right|_{\varepsilon=0} \\ &= \left. \frac{\partial}{\partial \boldsymbol{\sigma}} \mathbf{g}^{x^\perp}(H_0, [\text{vec}(\mathbf{V}_0), \boldsymbol{\mu}_0, \boldsymbol{\sigma}], \Sigma_{\mathbf{x}^\perp,0}^R) \right|_{\boldsymbol{\sigma}=\boldsymbol{\sigma}_0} \text{IF}_{\text{case}}(\mathbf{z}, \boldsymbol{\sigma}, H_0) \\ & \quad + \left. \frac{\partial}{\partial \text{vec}(\mathbf{V})} \mathbf{g}^{x^\perp}(H_0, [\text{vec}(\mathbf{V}), \boldsymbol{\mu}_0, \boldsymbol{\sigma}_0], \Sigma_{\mathbf{x}^\perp,0}^R) \right|_{\mathbf{V}=\mathbf{V}_0} \text{IF}_{\text{case}}(\mathbf{z}, \mathbf{V}, H_0) \\ & \quad + \left. \frac{\partial}{\partial \boldsymbol{\mu}} \mathbf{g}^{x^\perp}(H_0, [\text{vec}(\mathbf{V}_0), \boldsymbol{\mu}, \boldsymbol{\sigma}_0], \Sigma_{\mathbf{x}^\perp,0}^R) \right|_{\boldsymbol{\mu}=\boldsymbol{\mu}_0} \text{IF}_{\text{case}}(\mathbf{z}, \boldsymbol{\mu}, H_0) \\ &= \mathbf{S}^{x^\perp} \text{IF}_{\text{case}}(\mathbf{z}, \boldsymbol{\sigma}, H_0) + \mathbf{B}_1^{x^\perp} \text{IF}_{\text{case}}(\mathbf{z}, \mathbf{V}, H_0) + \mathbf{B}_2^{x^\perp} \text{IF}_{\text{case}}(\mathbf{z}, \boldsymbol{\mu}, H_0). \end{aligned}$$

By setting (A.33) equal to  $\mathbf{0}$ , we obtain

$$\begin{aligned} & \mathbf{S}^{x^\perp} \text{IF}_{\text{case}}(\mathbf{z}, \boldsymbol{\sigma}, H_0) + \mathbf{B}_1^{x^\perp} \text{IF}_{\text{case}}(\mathbf{z}, \text{vec}(\mathbf{V}), H_0) + \mathbf{B}_2^{x^\perp} \text{IF}_{\text{case}}(\mathbf{z}, \boldsymbol{\mu}, H_0) \\ & \quad + \left. \frac{\partial}{\partial \tilde{\Sigma}_{\mathbf{x}^\perp}^R} \mathbf{g}^{x^\perp}(H_0, \mathbf{T}_0, \tilde{\Sigma}_{\mathbf{x}^\perp}^R) \right|_{\tilde{\Sigma}_{\mathbf{x}^\perp}^R = \Sigma_{\mathbf{x}^\perp,0}^R} \frac{\partial \tilde{\Sigma}_{\mathbf{x}^\perp}^R(H(G_\varepsilon^D, \mathbf{z}))}{\partial \varepsilon} \bigg|_{\varepsilon=0} + \mathbf{g}^{x^\perp}(\Delta_{\mathbf{z}}, \mathbf{T}_0, \Sigma_{\mathbf{x}^\perp,0}^R) \\ &= \mathbf{S}^{x^\perp} \text{IF}_{\text{case}}(\mathbf{z}, \boldsymbol{\sigma}, H_0) + \mathbf{B}_1^{x^\perp} \text{IF}_{\text{case}}(\mathbf{z}, \text{vec}(\mathbf{V}), H_0) + \mathbf{B}_2^{x^\perp} \text{IF}_{\text{case}}(\mathbf{z}, \boldsymbol{\mu}, H_0) \\ & \quad + \mathbf{C}_{\mathbf{x}^\perp} \text{IF}_{\text{case}}(\mathbf{z}, \text{vec}(\tilde{\Sigma}_{\mathbf{x}^\perp}^R), H_0) + \mathbf{g}^{x^\perp}(\Delta_{\mathbf{z}}, \mathbf{T}_0, \Sigma_{\mathbf{x}^\perp,0}^R) = \mathbf{0}, \end{aligned}$$



where  $\mathbf{C}_{\mathbf{x}^\perp} = \mathbf{I}_{p^2} \mathbb{E}_{H_0} [b]$ . Finally,

$$\begin{aligned} \text{IF}_{\text{case}} \left( \mathbf{z}, \text{vec}(\tilde{\Sigma}_{\mathbf{x}^\perp}^R), H_0 \right) &= \mathbf{D}^{\mathbf{x}^\perp} \left[ \mathbf{S}^{\mathbf{x}^\perp} \text{IF}_{\text{case}}(\mathbf{z}, \boldsymbol{\sigma}, H_0) + \mathbf{B}_1^{\mathbf{x}^\perp} \text{IF}_{\text{case}}(\mathbf{z}, \text{vec}(\mathbf{V}), H_0) \right. \\ &\quad \left. + \mathbf{B}_2^{\mathbf{x}^\perp} \text{IF}_{\text{case}}(\mathbf{z}, \boldsymbol{\mu}, H_0) + \mathbf{g}^{\mathbf{x}^\perp}(\Delta_{\mathbf{z}}, \mathbf{T}_0, \Sigma_{\mathbf{x}^\perp, 0}^R) \right] \end{aligned}$$

where  $\mathbf{D}^{\mathbf{x}^\perp} = (\mathbf{C}_{\mathbf{x}^\perp})^{-1}$ .

Under the FICM model we have  $\delta_0(\varepsilon) = (1 - \varepsilon)^p$ ,  $\delta_0(0) = 1$  and  $\delta_1(\varepsilon) = p(1 - \varepsilon)^{p-1}\varepsilon$ , so  $\delta_1(0) = 0$  and  $\delta'_1(0) = p$ , and  $\delta_i(0) = \delta'_i(0) = 0$  for  $i \geq 2$ . Therefore  $\mathbf{g}^{\mathbf{x}^\perp}$  can be written as the sum

$$\begin{aligned} &\mathbf{g}^{\mathbf{x}^\perp}(H(G_\varepsilon^I, \mathbf{z}), \mathbf{T}(H(G_\varepsilon^I, \mathbf{z})), \tilde{\Sigma}_{\mathbf{x}^\perp}^R((H(G_\varepsilon^I, \mathbf{z}))) \\ &= \delta_0(\varepsilon) \mathbf{g}^{\mathbf{x}^\perp}(H_0, \mathbf{T}(H(G_\varepsilon^I, \mathbf{z})), \tilde{\Sigma}_{\mathbf{x}^\perp}^R(H(G_\varepsilon^I, \mathbf{z}))) \\ &\quad + \delta_1(\varepsilon) \sum_{j=1}^p \mathbf{g}^{\mathbf{x}^\perp}(H(j, \mathbf{z}), \mathbf{T}(H(G_\varepsilon^I, \mathbf{z})), \tilde{\Sigma}_{\mathbf{x}^\perp}^R(H(G_\varepsilon^I, \mathbf{z}))) \\ &= (1 - \varepsilon)^p \mathbf{g}^{\mathbf{x}^\perp}(H_0, \mathbf{T}(H(G_\varepsilon^I, \mathbf{z})), \tilde{\Sigma}_{\mathbf{x}^\perp}^R(H(G_\varepsilon^I, \mathbf{z}))) \\ &\quad + p(1 - \varepsilon)^{p-1}\varepsilon \sum_{j=1}^p \mathbf{g}^{\mathbf{x}^\perp}(H(j, \mathbf{z}), \mathbf{T}(H(G_\varepsilon^I, \mathbf{z})), \tilde{\Sigma}_{\mathbf{x}^\perp}^R(H(G_\varepsilon^I, \mathbf{z}))). \end{aligned}$$

Following the same steps as for the FDCM, we obtain

$$\begin{aligned} \text{IF}_{\text{cell}} \left( \mathbf{z}, \text{vec}(\tilde{\Sigma}_{\mathbf{x}^\perp}^R), H_0 \right) &= \mathbf{D}^{\mathbf{x}^\perp} \left[ \mathbf{S}^{\mathbf{x}^\perp} \text{IF}_{\text{cell}}(\mathbf{z}, \boldsymbol{\sigma}, H_0) + \mathbf{B}_1^{\mathbf{x}^\perp} \text{IF}_{\text{cell}}(\mathbf{z}, \text{vec}(\mathbf{V}), H_0) \right. \\ &\quad \left. + \mathbf{B}_2^{\mathbf{x}^\perp} \text{IF}_{\text{cell}}(\mathbf{z}, \boldsymbol{\mu}, H_0) + \mathbf{g}^{\mathbf{x}^\perp}(\Delta_{\mathbf{z}}, \mathbf{T}_0, \Sigma_{\mathbf{x}^\perp, 0}^R) \right]. \end{aligned}$$

This ends the proof of Proposition 3.  $\square$

**Proof of Theorem 1.** Here we will compute the IF of  $\text{vec}(\Sigma)$  at  $H_0$  as

$$\text{IF}(\mathbf{z}, \text{vec}(\Sigma), G_\varepsilon) = \text{vec} \left( \frac{\partial}{\partial \varepsilon} \Sigma(H(G_\varepsilon, \mathbf{z})) \Big|_{\varepsilon=0} \right)$$

where  $G_\varepsilon = G_\varepsilon^D$  in the FDCM model, and  $G_\varepsilon = G_\varepsilon^I$  in the FICM model. In either model  $\Sigma(H) = \Sigma_{\mathbf{x}^k}(H) + \tilde{\Sigma}_{\mathbf{x}^\perp}^R(H)$  with  $\Sigma_{\mathbf{x}^k}(H) = \mathbf{V}(H) \Sigma_{\text{MCD}}^u(H) (\mathbf{V}(H))^T$ , so we obtain

$$\begin{aligned} &\frac{\partial}{\partial \varepsilon} \Sigma(H(G_\varepsilon, \mathbf{z})) \Big|_{\varepsilon=0} \\ &= \frac{\partial}{\partial \varepsilon} \mathbf{V}(H(G_\varepsilon, \mathbf{z})) \Sigma_{\text{MCD}}^u(H(G_\varepsilon, \mathbf{z})) (\mathbf{V}(H(G_\varepsilon, \mathbf{z})))^T \Big|_{\varepsilon=0} + \frac{\partial}{\partial \varepsilon} \tilde{\Sigma}_{\mathbf{x}^\perp}^R(H(G_\varepsilon, \mathbf{z})) \Big|_{\varepsilon=0} \\ &= \frac{\partial}{\partial \varepsilon} \mathbf{V}(H(G_\varepsilon, \mathbf{z})) \Big|_{\varepsilon=0} \Sigma_{\text{MCD}, 0}^u \mathbf{V}_0^T + \mathbf{V}_0 \frac{\partial}{\partial \varepsilon} \Sigma_{\text{MCD}}^u(H(G_\varepsilon, \mathbf{z})) \Big|_{\varepsilon=0} \mathbf{V}_0^T \\ &\quad + \mathbf{V}_0 \Sigma_{\text{MCD}, 0}^u \frac{\partial}{\partial \varepsilon} (\mathbf{V}(H(G_\varepsilon, \mathbf{z})))^T \Big|_{\varepsilon=0} + \frac{\partial}{\partial \varepsilon} \tilde{\Sigma}_{\mathbf{x}^\perp}^R(H(G_\varepsilon, \mathbf{z})) \Big|_{\varepsilon=0}, \end{aligned}$$

where  $\mathbf{V}_0 = \mathbf{V}(H_0)$ ,  $\Sigma_{\text{MCD},0}^u = \Sigma_{\text{MCD}}^u(H_0)$ , and  $\Sigma_{\mathbf{x}^\perp,0}^R = \tilde{\Sigma}_{\mathbf{x}^\perp}^R(H_0)$ . Applying  $\text{vec}(\cdot)$  to both sides yields

$$\begin{aligned}
& \text{vec} \left( \left. \frac{\partial}{\partial \varepsilon} \Sigma(H(G_\varepsilon, \mathbf{z})) \right|_{\varepsilon=0} \right) \\
&= (\mathbf{V}_0 \Sigma_{\text{MCD},0}^u \otimes \mathbf{I}_p) \text{vec} \left( \left. \frac{\partial}{\partial \varepsilon} \mathbf{V}(H(G_\varepsilon, \mathbf{z})) \right|_{\varepsilon=0} \right) \\
&\quad + (\mathbf{V}_0 \otimes \mathbf{V}_0) \text{vec} \left( \left. \frac{\partial}{\partial \varepsilon} \Sigma_{\text{MCD}}^u(H(G_\varepsilon, \mathbf{z})) \right|_{\varepsilon=0} \right) \\
&\quad + (\mathbf{I}_p \otimes \mathbf{V}_0 \Sigma_{\text{MCD},0}^u) \mathbf{K}_{p,k} \text{vec} \left( \left. \frac{\partial}{\partial \varepsilon} (\mathbf{V}(H(G_\varepsilon, \mathbf{z}))) \right|_{\varepsilon=0} \right) + \text{IF}(\mathbf{z}, \text{vec}(\tilde{\Sigma}_{\mathbf{x}^\perp}^R), H_0) \\
&= ((\mathbf{V}_0 \Sigma_{\text{MCD},0}^u \otimes \mathbf{I}_p) + (\mathbf{I}_p \otimes \mathbf{V}_0 \Sigma_{\text{MCD},0}^u) \mathbf{K}_{p,k}) \text{IF}(\mathbf{z}, \text{vec}(\mathbf{V}), H_0) \\
&\quad + (\mathbf{V}_0 \otimes \mathbf{V}_0) \text{IF}(\mathbf{z}, \text{vec}(\Sigma_{\text{MCD}}^u), H_0) + \text{IF}(\mathbf{z}, \text{vec}(\tilde{\Sigma}_{\mathbf{x}^\perp}^R), H_0) \\
&= \mathbf{R}_1 \text{IF}(\mathbf{z}, \text{vec}(\mathbf{V}), H_0) + \mathbf{R}_2 \text{IF}(\mathbf{z}, \text{vec}(\Sigma_{\text{MCD}}^u), H_0) + \text{IF}(\mathbf{z}, \text{vec}(\tilde{\Sigma}_{\mathbf{x}^\perp}^R), H_0),
\end{aligned}$$

where the matrix  $\mathbf{K}_{p,k}$  is a  $pk \times pk$  permutation matrix that rearranges the entries of the column vector  $\text{vec} \left( \left. \frac{\partial}{\partial \varepsilon} (\mathbf{V}(H(G_\varepsilon, \mathbf{z}))) \right|_{\varepsilon=0} \right)$  to become those of  $\text{vec} \left( \left. \frac{\partial}{\partial \varepsilon} (\mathbf{V}(H(G_\varepsilon, \mathbf{z})))^T \right|_{\varepsilon=0} \right)$ . The matrices  $\mathbf{R}_1$  and  $\mathbf{R}_2$  are

$$\begin{aligned}
\mathbf{R}_1 &= (\mathbf{V}_0 \Sigma_{\text{MCD},0}^u \otimes \mathbf{I}_p) + (\mathbf{I}_p \otimes \mathbf{V}_0 \Sigma_{\text{MCD},0}^u) \mathbf{K}_{p,k} \\
\mathbf{R}_2 &= \mathbf{V}_0 \otimes \mathbf{V}_0
\end{aligned}$$

in both the casewise and the cellwise settings.  $\square$

## B Consistency and asymptotic normality

Here we will prove that  $\Sigma_n$  is a consistent estimator of  $\Sigma_0 := \Sigma(H_0)$ , that is,  $\Sigma_n$  converges to  $\Sigma_0$  in probability. To obtain this result we first study the consistency properties of cellPCA. Note that, for every  $p$ -dimensional vector  $\boldsymbol{\mu}_0$ , we can represent  $\hat{\mathbf{x}} = \boldsymbol{\mu} + \mathbf{V}\mathbf{u}$  equivalently as  $\hat{\mathbf{x}} = (\boldsymbol{\mu} + \mathbf{V}\mathbf{u}_0) + \mathbf{V}(\mathbf{u} - \mathbf{u}_0)$ . Moreover, for every  $k \times k$  nonsingular matrix  $\mathbf{O}$  we can represent  $\hat{\mathbf{x}}$  as  $\hat{\mathbf{x}} = \boldsymbol{\mu} + (\mathbf{V}\mathbf{O})(\mathbf{O}^{-1}\mathbf{u})$ . To resolve this arbitrariness of the representation of the fitted point  $\hat{\mathbf{x}}$  we consider an equivalent parametrization of model (5) by the principal subspace model used in Centofanti et al. (2025), given by

$$\mathbf{x} = \boldsymbol{\mu} + \mathbf{P}\mathbf{x}^0 + \mathbf{e} \tag{A.34}$$

where  $\mathbf{x} = (x_1, \dots, x_p)^T \sim H$ ,  $\mathbf{x}^0$  is a  $p$ -dimensional vector,  $\mathbf{P}$  is a  $p \times p$  projection matrix of rank  $k$ , that is,  $\mathbf{P}^T = \mathbf{P}$ ,  $\mathbf{P}^2 = \mathbf{P}$  and  $\text{rank}(\mathbf{P}) = k$ , which projects  $\mathbf{x}^0$  on itself, i.e.

$\mathbf{P}\mathbf{x}^0 = \mathbf{x}^0$ , and with  $\boldsymbol{\mu}$  such that  $\mathbf{P}\boldsymbol{\mu} = \mathbf{0}$ . The image of  $\mathbf{P}$  is a  $k$ -dimensional linear subspace  $\boldsymbol{\Pi}_0$  through the origin. The predicted datapoints  $\hat{\mathbf{x}} = \mathbf{x}^0 + \boldsymbol{\mu}$  lie on the affine subspace  $\boldsymbol{\Pi} = \boldsymbol{\Pi}_0 + \boldsymbol{\mu}$ , which is called the *principal subspace*. Note that any  $k$ -dimensional affine subspace  $\boldsymbol{\Pi}$  determines a unique  $\mathbf{P}$  and  $\boldsymbol{\mu}$  satisfying the constraints  $\text{rank}(\mathbf{P}) = k$ ,  $\mathbf{P}^T = \mathbf{P}$ ,  $\mathbf{P}^2 = \mathbf{P}$ , and  $\mathbf{P}\boldsymbol{\mu} = \mathbf{0}$ , and that any such  $\mathbf{P}$  and  $\boldsymbol{\mu}$  determine a unique subspace  $\boldsymbol{\Pi}$  of dimension  $k$ . The cellPCA method estimates a principal subspace  $\boldsymbol{\Pi}$  in the form of a couple  $(\mathbf{P}, \boldsymbol{\mu})$ . The functional version  $(\mathbf{P}(H), \boldsymbol{\mu}(H))$  of cellPCA is given by

$$\begin{aligned} (\mathbf{P}(H), \boldsymbol{\mu}(H)) &= \underset{\mathbf{P}, \boldsymbol{\mu}}{\operatorname{argmin}} \mathbb{E}_H \left[ \rho_2 \left( \frac{1}{\sigma_2(H)} \sqrt{\frac{1}{p} \sum_{j=1}^p \sigma_{1,j}^2(H) \rho_1 \left( \frac{x_j - \mu_j - \mathbf{p}_j^T \mathbf{x}^0}{\sigma_{1,j}(H)} \right)} \right) \right] \\ \text{such that } \mathbf{x}^0 &= \underset{\mathbf{x}^0}{\operatorname{argmin}} \rho_2 \left( \frac{1}{\sigma_2(H)} \sqrt{\frac{1}{p} \sum_{j=1}^p \sigma_{1,j}^2(H) \rho_1 \left( \frac{x_j - \mu_j - \mathbf{p}_j^T \mathbf{x}^0}{\sigma_{1,j}(H)} \right)} \right) \end{aligned} \quad (\text{A.35})$$

where  $\mathbf{x} = (x_1, \dots, x_p)^T \sim H$ ,  $\mathbf{x}^0 = (x_1^0, \dots, x_p^0)^T$ ,  $(\mathbf{P}, \boldsymbol{\mu})$  satisfies the above constraints, and  $\mathbf{p}_1, \dots, \mathbf{p}_p$  are the columns of  $\mathbf{P}$ . Let us rewrite the objective function (A.35) as

$$G(\boldsymbol{\theta}, \boldsymbol{\sigma}, H) := \mathbb{E}_H [g_{\boldsymbol{\theta}, \boldsymbol{\sigma}}(\mathbf{x})] \quad (\text{A.36})$$

where

$$g_{\boldsymbol{\theta}, \boldsymbol{\sigma}}(\mathbf{x}) := \rho_2 \left( \frac{1}{\sigma_2} \sqrt{\frac{1}{p} \sum_{j=1}^p \sigma_{1,j}^2 \rho_1 \left( \frac{x_j - \mu_j - \mathbf{p}_j^T \mathbf{x}^0}{\sigma_{1,j}} \right)} \right), \quad (\text{A.37})$$

in which  $\mathbf{x}^0$  is defined as in (A.35). The parameters are  $\boldsymbol{\theta} = (\text{vec}(\mathbf{P}), \boldsymbol{\mu})^T \in \boldsymbol{\Theta}$ , where

$$\boldsymbol{\Theta} = \{(\text{vec}(\mathbf{P}), \boldsymbol{\mu}) \in \mathbb{R}^{p(p+1)} : \text{rank}(\mathbf{P}) = k, \mathbf{P}^T = \mathbf{P}, \mathbf{P}^2 = \mathbf{P}, \boldsymbol{\mu} \in \boldsymbol{\Theta}_\mu \text{ and } \mathbf{P}\boldsymbol{\mu} = \mathbf{0}\},$$

with  $\boldsymbol{\Theta}_\mu$  a compact subset of  $\mathbb{R}^p$ . Note that  $\boldsymbol{\Theta}$  is a compact subset of  $\mathbb{R}^{p(p+1)}$ , as the set of projection matrices  $\mathbf{P}$  is a compact subset of  $\mathbb{R}^{p^2}$  and  $\boldsymbol{\Theta}_\mu$  is compact. Moreover,  $\boldsymbol{\sigma} = (\sigma_{1,1}, \dots, \sigma_{1,p}, \sigma_2)^T \in \boldsymbol{\Theta}_\sigma$  with  $\boldsymbol{\Theta}_\sigma$  a compact subset of  $(\mathbb{R}^+)^{p+1}$ . We denote  $M_n(\boldsymbol{\theta}, \boldsymbol{\sigma}) := G(\boldsymbol{\theta}, \boldsymbol{\sigma}, H_n)$ ,  $\boldsymbol{\sigma}_n := \boldsymbol{\sigma}(H_n)$ , and  $M(\boldsymbol{\theta}, \boldsymbol{\sigma}) := G(\boldsymbol{\theta}, \boldsymbol{\sigma}, H_0)$ . We aim to study the convergence properties of a minimizer  $\boldsymbol{\theta}_n = (\text{vec}(\mathbf{P}_n), \boldsymbol{\mu}_n)^T$  of  $M_n(\boldsymbol{\theta}, \boldsymbol{\sigma}_n)$  where  $\mathbf{P}_n := \mathbf{P}(H_n)$  and  $\boldsymbol{\mu}_n := \boldsymbol{\mu}(H_n)$ , to a minimizer  $\boldsymbol{\theta}_0 = (\text{vec}(\mathbf{P}_0), \boldsymbol{\mu}_0)^T$  of the population quantity  $M(\boldsymbol{\theta}, \boldsymbol{\sigma}_0)$ . Since  $M(\boldsymbol{\theta}, \boldsymbol{\sigma}_0)$  need not have a unique minimizer, we consider the set  $\boldsymbol{\Theta}_0 = \{\boldsymbol{\theta}_0 \in \boldsymbol{\Theta} : M(\boldsymbol{\theta}_0, \boldsymbol{\sigma}_0) = \inf_{\boldsymbol{\theta} \in \boldsymbol{\Theta}} M(\boldsymbol{\theta}, \boldsymbol{\sigma}_0)\}$ , which is nonempty by the compactness of  $\boldsymbol{\Theta}$  if  $\boldsymbol{\theta} \rightarrow M(\boldsymbol{\theta}, \boldsymbol{\sigma}_0)$  is a continuous function.

**Proposition 4.** *Let us assume that  $\sigma_n \rightarrow_p \sigma_0$  with  $\sigma_n, \sigma_0 \in \Theta_\sigma$  and that*

$$\sup_{\theta \in \Theta: d(\theta, \Theta_0) \geq \varepsilon} M(\theta, \sigma_0) > M(\theta_0, \sigma_0), \quad \text{for } \theta_0 \in \Theta_0. \quad (\text{A.38})$$

*Then it holds for any sequence of estimators  $\theta_n$  in  $\Theta$  with  $M_n(\theta_n, \sigma_n) \leq M_n(\theta_0, \sigma_n) + o_p(1)$  for some  $\theta_0 \in \Theta_0$  that  $d(\theta_n, \Theta_0) := \inf_{\theta \in \Theta_0} \|\theta_n - \theta\| \rightarrow_p 0$ .*

**Proof of Proposition 4.** Note that the function  $\Theta \times \Theta_\sigma \rightarrow \mathbb{R} : (\theta, \sigma) \rightarrow g_{\theta, \sigma}(\mathbf{x})$  is continuous for every  $\mathbf{x}$  because  $\rho_1$  and  $\rho_2$  in (A.37) are continuous and the denominators are in compact sets away from zero. We know that  $\theta_n$  satisfies  $M_n(\theta_n, \sigma_n) \leq M_n(\theta_0, \sigma_n) + o_p(1)$ . We now adapt the proof of Theorem 5.7 in Van der Vaart (2000) by noting that

$$\begin{aligned} \sup_{\theta \in \Theta} |M_n(\theta, \sigma_n) - M(\theta, \sigma_0)| &\leq \sup_{\theta \in \Theta} |M_n(\theta, \sigma_n) - M(\theta, \sigma_n)| + \sup_{\theta \in \Theta} |M(\theta, \sigma_n) - M(\theta, \sigma_0)| \\ &\leq \sup_{\theta \in \Theta} |M_n(\theta, \sigma_n) - M(\theta, \sigma_n)| + |M(\theta^*, \sigma_n) - M(\theta^*, \sigma_0)|, \end{aligned}$$

where  $\theta^* := \operatorname{argmax}_{\theta \in \Theta} |M(\theta, \sigma_n) - M(\theta, \sigma_0)|$  which exists since the supremum is a maximum because the function  $\Theta \times \Theta_\sigma \rightarrow \mathbb{R} : (\theta, \sigma) \rightarrow M(\theta, \sigma)$  is continuous. Indeed, consider a sequence  $(\theta_l, \sigma_l)_{l \in \mathbb{N}}$  in  $\Theta \times \Theta_\sigma$  that converges to  $(\theta, \sigma)$  for  $l \rightarrow \infty$ . Then

$$\begin{aligned} \lim_{l \rightarrow \infty} M(\theta_l, \sigma_l) &= \lim_{l \rightarrow \infty} \int g_{\theta_l, \sigma_l}(\mathbf{x}) d(H_0)(\mathbf{x}) \\ &= \int \lim_{l \rightarrow \infty} g_{\theta_l, \sigma_l}(\mathbf{x}) d(H_0)(\mathbf{x}) \\ &= \int g_{\theta, \sigma}(\mathbf{x}) d(H_0)(\mathbf{x}) \\ &= M(\theta, \sigma), \end{aligned}$$

where we have used the dominated convergence theorem in the second equality, which is possible because the function  $\mathbb{R}^p \rightarrow \mathbb{R} : \mathbf{x} \rightarrow g_{\theta, \sigma}(\mathbf{x})$  is bounded due to the form of  $\rho_2$  in (4), so it is dominated by an integrable function for every  $\theta \in \Theta$  and  $\sigma \in \Theta_\sigma$ . The third equality uses the fact that the function  $\Theta \times \Theta_\sigma \rightarrow \mathbb{R} : (\theta, \sigma) \rightarrow g_{\theta, \sigma}(\mathbf{x})$  is continuous for every  $\mathbf{x}$ . By using the continuous mapping theorem (Theorem 2.3 in Van der Vaart (2000)) it follows that  $|M(\theta^*, \sigma_n) - M(\theta^*, \sigma_0)| \rightarrow_p 0$  as  $\sigma_n \rightarrow_p \sigma_0$ . Moreover,  $\sup_{\theta \in \Theta} |M_n(\theta, \sigma_n) - M(\theta, \sigma_n)| \rightarrow_p 0$  because the set of functions  $\{g_{\theta, \sigma} : \sigma \in \Theta_\sigma\}$  is of Glivenko-Cantelli type (Example 19.8 in Van der Vaart (2000)) because  $\Theta_\sigma$  is compact, and the function  $\Theta_\sigma \rightarrow \mathbb{R} : \sigma \rightarrow g_{\theta, \sigma}(\mathbf{x})$  is continuous and dominated by an integrable function for every  $\mathbf{x}$  and  $\theta$ . Therefore  $M_n(\cdot, \sigma_n)$  converges uniformly to  $M(\cdot, \sigma_0)$ , i.e.,

$\sup_{\boldsymbol{\theta} \in \Theta} |M_n(\boldsymbol{\theta}, \boldsymbol{\sigma}_n) - M(\boldsymbol{\theta}, \boldsymbol{\sigma}_0)| \rightarrow_p 0$ . This implies  $M_n(\boldsymbol{\theta}_0, \boldsymbol{\sigma}_n) \rightarrow_p M(\boldsymbol{\theta}_0, \boldsymbol{\sigma}_0)$ . From the assumption we have  $M_n(\boldsymbol{\theta}_n, \boldsymbol{\sigma}_n) \leq M_n(\boldsymbol{\theta}_0, \boldsymbol{\sigma}_n) + o_p(1)$ , and thus  $M_n(\boldsymbol{\theta}_n, \boldsymbol{\sigma}_n) \leq M(\boldsymbol{\theta}_0, \boldsymbol{\sigma}_0) + o_p(1)$ . Therefore

$$\begin{aligned} M(\boldsymbol{\theta}_n, \boldsymbol{\sigma}_0) - M(\boldsymbol{\theta}_0, \boldsymbol{\sigma}_0) &\leq M(\boldsymbol{\theta}_n, \boldsymbol{\sigma}_0) - M_n(\boldsymbol{\theta}_n, \boldsymbol{\sigma}_n) + o_p(1) \\ &\leq \sup_{\boldsymbol{\theta} \in \Theta} |M_n(\boldsymbol{\theta}, \boldsymbol{\sigma}_n) - M(\boldsymbol{\theta}, \boldsymbol{\sigma}_0)| + o_p(1) \rightarrow_p 0. \end{aligned} \quad (\text{A.39})$$

Moreover, by (A.38), for every  $\varepsilon > 0$  and  $\tilde{\boldsymbol{\theta}}_0 \in \Theta_0$  there exists a number  $\eta > 0$  such that  $M(\boldsymbol{\theta}, \boldsymbol{\sigma}_0) > M(\tilde{\boldsymbol{\theta}}_0, \boldsymbol{\sigma}_0) + \eta$  for every  $\boldsymbol{\theta}$  with  $d(\boldsymbol{\theta}, \Theta_0) \geq \varepsilon$ . Therefore the event  $\{d(\boldsymbol{\theta}_n, \Theta_0) \geq \varepsilon\}$  is contained in the event  $\{M(\boldsymbol{\theta}_n, \boldsymbol{\sigma}_0) > M(\tilde{\boldsymbol{\theta}}_0, \boldsymbol{\sigma}_0) + \eta\}$ . The probability of the latter event converges to 0 in view of (A.39).  $\square$

However, Proposition 4 does not yet ensure that the sequence  $\boldsymbol{\theta}_n$  converges in probability to some  $\boldsymbol{\theta}_0 \in \Theta_0$ . For this we need the additional assumption that there exists a compact subset  $\Theta_s$  of  $\Theta$  on which  $M(\boldsymbol{\theta}, \boldsymbol{\sigma}_0)$  has a unique global minimum point  $\boldsymbol{\theta}_0^*$ .

**Proposition 5.** *Assume that  $\boldsymbol{\sigma}_n \rightarrow_p \boldsymbol{\sigma}_0$  with  $\boldsymbol{\sigma}_n, \boldsymbol{\sigma}_0 \in \Theta_\sigma$  and that  $M(\cdot, \boldsymbol{\sigma}_0)$  has a unique global minimum point  $\boldsymbol{\theta}_0^* = (\text{vec}(\mathbf{P}_0^*), \boldsymbol{\mu}_0^*)^T$  in the compact set  $\Theta_s$ . Then for any sequence of estimators  $\boldsymbol{\theta}_n = (\text{vec}(\mathbf{P}_n), \boldsymbol{\mu}_n)^T$  in  $\Theta_s$  with  $M_n(\boldsymbol{\theta}_n, \boldsymbol{\sigma}_n) \leq M_n(\boldsymbol{\theta}_0^*, \boldsymbol{\sigma}_n) + o_p(1)$  we have that  $(\text{vec}(\mathbf{P}_n), \boldsymbol{\mu}_n) \rightarrow_p (\text{vec}(\mathbf{P}_0^*), \boldsymbol{\mu}_0^*)$ .*

**Proof of Proposition 5.** The proof is analogous to the proof of Proposition 4, by noting that (A.38) is automatically satisfied as  $\Theta_s$  is compact, and the function  $\Theta \rightarrow \mathbb{R} : \boldsymbol{\theta} \rightarrow M(\boldsymbol{\theta}, \boldsymbol{\sigma})$  is continuous for every  $\boldsymbol{\sigma} \in \Theta_\sigma$  (Problem 5.27, Van der Vaart (2000)).  $\square$

For the next step in the consistency of cellRCov we need the consistency of  $\Sigma_{\text{MCD}}(\hat{\mathbf{U}})$ . We use (A.2) which obtains  $\mathbf{u}$  as

$$\mathbf{u}(\mathbf{x}, \boldsymbol{\theta}^r, \boldsymbol{\sigma}) = \underset{\mathbf{u} \in \mathbb{R}^k}{\text{argmin}} g_{\boldsymbol{\theta}^r, \boldsymbol{\sigma}}^{\mathbf{u}}(\mathbf{x}, \mathbf{u}),$$

where

$$g_{\boldsymbol{\theta}^r, \boldsymbol{\sigma}}^{\mathbf{u}}(\mathbf{x}, \mathbf{u}) := \rho_2 \left( \frac{1}{\sigma_2} \sqrt{\frac{1}{p} \sum_{j=1}^p \sigma_{1,j}^2 \rho_1 \left( \frac{x_j - \mu_j - \mathbf{u}^T \mathbf{v}_j}{\sigma_{1,j}} \right)} \right),$$

where  $\boldsymbol{\theta}^r = (\text{vec}(\mathbf{V}), \boldsymbol{\mu})^T \in \Theta^r$  with

$$\Theta^r = \{(\text{vec}(\mathbf{V}), \boldsymbol{\mu}) \in \mathbb{R}^{p(k+1)} : \boldsymbol{\mu} \in \Theta_\mu \text{ and } \mathbf{V}(\mathbf{V}^T \mathbf{V})^{-1} \mathbf{V}^T \boldsymbol{\mu} = \mathbf{0}\}.$$

Here  $\mathbf{V}$  is a parametrization of the projection matrix  $\mathbf{P}$  in the sense that  $\mathbf{V}(\mathbf{V}^T \mathbf{V})^{-1} \mathbf{V}^T = \mathbf{P}$ . We know that such a matrix  $\mathbf{V}$  is not unique, but we will see later on that different choices of  $\mathbf{V}$  lead to the same result for cellRCov. Denote by  $H_n^u = H^u(H_n, \theta_n^r, \sigma_n)$  the distribution of  $\mathbf{u}(\mathbf{x}, \theta_n^r, \sigma_n)$  when  $\mathbf{x}$  is distributed as  $H_n$ , with  $\theta_n^r = (\text{vec}(\mathbf{V}_n), \boldsymbol{\mu}_n)^T$  and with  $H_0^u = H^u(H_0, \theta_0^r, \sigma_0)$  the distribution of  $\mathbf{u}(\mathbf{x}, \theta_0^r, \sigma_0)$ . In Proposition 6 we will assume that  $\theta_n^r \rightarrow_p \theta^r$ , and in the proof of Proposition 7 it will be shown that such a sequence of representations  $\mathbf{V}_n$  of  $\mathbf{P}_n$  for which  $\text{vec}(\mathbf{V}_n) \rightarrow_p \text{vec}(\mathbf{V})$  always exists, using the fact that  $\text{vec}(\mathbf{P}_n) \rightarrow_p \text{vec}(\mathbf{P})$  from Proposition 5. We denote  $\Sigma_{\text{MCD},n}^u = \Sigma_{\text{MCD}}(H_n^u)$ ,  $\boldsymbol{\mu}_{\text{MCD},n}^u = \boldsymbol{\mu}_{\text{MCD}}(H_n^u)$  and  $\Sigma_{\text{MCD},0}^u = \Sigma_{\text{MCD}}(H_0^u)$ ,  $\boldsymbol{\mu}_{\text{MCD},0}^u = \boldsymbol{\mu}_{\text{MCD}}(H_0^u)$ , where  $\boldsymbol{\mu}_{\text{MCD}}(\cdot)$  and  $\Sigma_{\text{MCD}}(\cdot)$  are the MCD functionals of location and scatter with parameter  $0.5 < \alpha < 1$ .

**Proposition 6.** *Suppose  $H_0^u$  has a unimodal elliptic density,  $H_0^u(A) < \alpha$  for every hyperplane  $A \subset \mathbb{R}^k$ , and that  $H_0^u$  and  $H_n^u$  have no mass on the boundary of the minimizing ellipsoid generated by  $\Sigma_{\text{MCD},0}^u, \boldsymbol{\mu}_{\text{MCD},0}^u$  and  $\Sigma_{\text{MCD},n}^u, \boldsymbol{\mu}_{\text{MCD},n}^u$ . Moreover, consider the sequences  $\sigma_n$  and  $\theta_n^r$  with  $\sigma_n \rightarrow_p \sigma_0$  and  $\theta_n^r \rightarrow_p \theta_0^r$ , and assume that there exists a set  $\Theta_s^u \subseteq \mathbb{R}^k$  such that  $\Theta_s^u \rightarrow \mathbb{R} : \mathbf{u} \rightarrow g_{\theta_0^r, \sigma_0}^u(\mathbf{x}, \mathbf{u})$  is a unique global minimizer for each  $\mathbf{x} \in \mathbb{R}^p$ ,  $\mathbf{u}(\mathbf{x}, \theta_0^r, \sigma_0)$  and the sequence  $\mathbf{u}(\mathbf{x}, \theta_n^r, \sigma_n)$  are in  $\Theta_s^u$ , and  $\mathbb{R}^p \times \Theta_s^u \rightarrow \mathbb{R} : (\mathbf{x}, \mathbf{u}) \rightarrow g_{\theta_0^r, \sigma_0}^u(\mathbf{x}, \mathbf{u})$  is continuous. Then  $(\Sigma_{\text{MCD},n}^u, \boldsymbol{\mu}_{\text{MCD},n}^u) \rightarrow_p (\Sigma_{\text{MCD},0}^u, \boldsymbol{\mu}_{\text{MCD},0}^u)$ .*

**Proof of Proposition 6.** The proof is directly derived from the application of Corollary 4.1 of Cator and Lopuhää (2012). Indeed,  $H_0^u$  satisfies (3.1) and (4.1) of Cator and Lopuhää (2012), and guarantees that  $\Sigma_{\text{MCD},0}^u, \boldsymbol{\mu}_{\text{MCD},0}^u$  are unique as it has a unimodal elliptical contour density (Butler et al., 1993). Moreover, to prove that  $H_n^u$  converges weakly to  $H_0^u$ , we have to show that  $\mathbf{u}(\mathbf{x}, \theta_n^r, \sigma_n)$  converges in distribution to  $\mathbf{u}(\mathbf{x}, \theta_0^r, \sigma_0)$ . Let us define

$$\mathbf{u}_s(\mathbf{x}, \theta^r, \sigma) = \underset{\mathbf{u} \in \Theta_s^u}{\text{argmin}} g_{\theta^r, \sigma}^u(\mathbf{x}, \mathbf{u}),$$

then by assumption  $\mathbf{u}_s(\mathbf{x}, \theta_n^r, \sigma_n) = \mathbf{u}(\mathbf{x}, \theta_n^r, \sigma_n)$  and  $\mathbf{u}_s(\mathbf{x}, \theta_0^r, \sigma_0) = \mathbf{u}(\mathbf{x}, \theta_0^r, \sigma_0)$  and thus convergences in distribution of  $\mathbf{u}_s(\mathbf{x}, \theta_n^r, \sigma_n)$  to  $\mathbf{u}_s(\mathbf{x}, \theta_0^r, \sigma_0)$  implies that  $\mathbf{u}(\mathbf{x}, \theta_n^r, \sigma_n)$  converges in distribution to  $\mathbf{u}(\mathbf{x}, \theta_0^r, \sigma_0)$ . To use the continuous mapping theorem (Theorem 2.3, Van der Vaart (2000)), we have to show that the function  $\mathbb{R}^p \rightarrow \Theta_s^u : \mathbf{x} \rightarrow \mathbf{u}_s(\mathbf{x}, \theta_0^r, \sigma_0)$  is continuous. This comes from the application of the maximum theorem (Theorem 9.14, Sundaram (1996)) by using the fact that by assumption  $\mathbb{R}^p \times \Theta_s^u \rightarrow \mathbb{R} : (\mathbf{x}, \mathbf{u}) \rightarrow g_{\theta_0^r, \sigma_0}^u(\mathbf{x}, \mathbf{u})$  is continuous, and  $\mathbf{u}_s(\mathbf{x}, \theta_0^r, \sigma_0)$  is unique for each  $\mathbf{x} \in \mathbb{R}^p$ .

Indeed  $\mathbb{R}^p \rightarrow \Theta_s^u : \mathbf{x} \rightarrow \mathbf{u}_s(\mathbf{x}, \boldsymbol{\theta}_0^r, \boldsymbol{\sigma}_0)$  is a single-valued correspondence, i.e., a correspondence where each element in the domain is associated with at most one element in the codomain (Sundaram, 1996). From the maximum theorem, we have that the mapping  $\mathbb{R}^p \rightarrow \Theta_s^u : \mathbf{x} \mapsto \mathbf{u}_s(\mathbf{x}, \boldsymbol{\theta}_0^r, \boldsymbol{\sigma}_0)$  is a semicontinuous correspondence. Since it is also single-valued, it is continuous when viewed as a function (Theorem 9.12, Sundaram (1996)). Thus,  $\mathbf{u}_s(\mathbf{x}, \boldsymbol{\theta}_n^r, \boldsymbol{\sigma}_n)$  converges in distribution to  $\mathbf{u}_s(\mathbf{x}, \boldsymbol{\theta}_0^r, \boldsymbol{\sigma}_0)$ . Because  $H_0^u$  and  $H_n^u$  have no mass on the boundary of the minimizing ellipsoids generated by  $\boldsymbol{\Sigma}_{\text{MCD},0}^u$ ,  $\boldsymbol{\mu}_{\text{MCD},0}^u$  and  $\boldsymbol{\Sigma}_{\text{MCD},n}^u$ ,  $\boldsymbol{\mu}_{\text{MCD},n}^u$ , we have that the indicator function corresponding to these ellipsoids are the MCD functional minimizing functions by Theorem 3.2 of Cator and Lopuhää (2012). By Lemma A.7 of Cator and Lopuhää (2012), there exists a ball with centre zero that contains the set of points where the indicator function corresponding to the minimizing ellipsoid is different from zero. Then the convergence result follows.  $\square$

Let define  $\boldsymbol{\Sigma}_n^{x^0} := \boldsymbol{\Sigma}^{x^0}(H_n) = \mathbf{V}_n \boldsymbol{\Sigma}_{\text{MCD},n}^u \mathbf{V}_n^T$  and  $\boldsymbol{\Sigma}_0^{x^0} := \boldsymbol{\Sigma}^{x^0}(H_0) = \mathbf{V}_0 \boldsymbol{\Sigma}_{\text{MCD},0}^u \mathbf{V}_0^T$ .

**Proposition 7.** *Under the assumptions of Propositions 5 and 6, we have that  $\boldsymbol{\Sigma}_n^{x^0} \rightarrow_p \boldsymbol{\Sigma}_0^{x^0}$  regardless of the choice of the sequence  $\mathbf{V}_n$ , and where  $\boldsymbol{\Sigma}_0^{x^0}$  does not depend on  $\mathbf{V}_0$ .*

**Proof of Proposition 7.** Under the assumption of Proposition 5, we have that  $\mathbf{P}_n \rightarrow_p \mathbf{P}_0^*$  and  $\boldsymbol{\mu}_n \rightarrow_p \boldsymbol{\mu}_0$ . However, to apply the results of Proposition 6, we additionally need that  $\mathbf{V}_n \rightarrow_p \mathbf{V}_0$ . We will first show that  $\mathbf{P}_n \rightarrow_p \mathbf{P}_0^*$  implies that there we can find a sequence  $\mathbf{V}_n$  and  $\mathbf{V}_0$  such that  $\mathbf{V}_n \rightarrow_p \mathbf{V}_0$ . Then, we will show that consistency results are valid regardless of which sequence  $\mathbf{V}_n$  and  $\mathbf{V}_0$  is selected. Note that  $\mathbf{P}_n = \mathbf{V}_n (\mathbf{V}_n^T \mathbf{V}_n)^{-1} \mathbf{V}_n^T$  and  $\mathbf{P}_0^* = \mathbf{V}_0 (\mathbf{V}_0^T \mathbf{V}_0)^{-1} \mathbf{V}_0^T$ . Let us consider the QR decomposition of  $\mathbf{V}_n = \tilde{\mathbf{V}}_n \mathbf{R}_n$  and  $\mathbf{V}_0 = \tilde{\mathbf{V}}_0 \mathbf{R}_0$ , where  $\tilde{\mathbf{V}}_n$  and  $\tilde{\mathbf{V}}_0$  are orthonormal matrices with the same dimension as  $\mathbf{V}_n$ , and  $\mathbf{R}_n$  and  $\mathbf{R}_0$  are upper triangular invertible  $k \times k$  matrices. Then,  $\mathbf{P}_n = \tilde{\mathbf{V}}_n \tilde{\mathbf{V}}_n^T$  and  $\mathbf{P}_0^* = \tilde{\mathbf{V}}_0 \tilde{\mathbf{V}}_0^T$ . The condition  $\mathbf{P}_n \rightarrow_p \mathbf{P}_0^*$  implies that the singular values of the matrix  $\mathbf{A}_n = \tilde{\mathbf{V}}_0^T \tilde{\mathbf{V}}_n$  tend to 1 in probability. Then, by applying the singular value decomposition to  $\mathbf{A}_n$ , we have that  $\mathbf{A}_n = \mathbf{L}_n \mathbf{S}_n \mathbf{R}_n$ , where  $\mathbf{L}_n$  and  $\mathbf{R}_n$  are  $k \times k$  orthonormal matrices and  $\mathbf{S}_n = \text{diag}(s_{1,n}, \dots, s_{k,n})$ , with  $s_{\ell,n} \rightarrow_p 1$ . Let us define  $\mathbf{Q}_n := \mathbf{R}_n \mathbf{L}_n^T$ , then  $\mathbf{A}_n \mathbf{Q}_n = \mathbf{L}_n \mathbf{S}_n \mathbf{L}_n^T$  and  $\tilde{\mathbf{V}}_0^T \tilde{\mathbf{V}}_n \mathbf{Q}_n \rightarrow_p \mathbf{I}_k$ . Thus  $\|\tilde{\mathbf{V}}_n \mathbf{Q}_n - \tilde{\mathbf{V}}_0\|_F^2 \rightarrow_p 0$ , which implies  $\tilde{\mathbf{V}}_n \mathbf{Q}_n \rightarrow_p \tilde{\mathbf{V}}_0$ . For every sequence  $\mathbf{V}_n$  and  $\mathbf{V}_0$  we can find a new sequence  $\tilde{\mathbf{V}}_n \mathbf{Q}_n$  and  $\tilde{\mathbf{V}}_0$  such that  $\tilde{\mathbf{V}}_n \mathbf{Q}_n \rightarrow_p \tilde{\mathbf{V}}_0$ , which can be used to apply the results of Proposition 6. Then by direct application of the continuous mapping theorem (Theorem 2.3, Van der Vaart (2000)) and the results of Propo-

sition 6, we have that  $\tilde{\mathbf{V}}_n \mathbf{Q}_n \tilde{\Sigma}_{\text{MCD},n}^{\mathbf{u}} (\tilde{\mathbf{V}}_n \mathbf{Q}_n)^T \rightarrow_p \tilde{\mathbf{V}}_0 \tilde{\Sigma}_{\text{MCD},0}^{\mathbf{u}} \tilde{\mathbf{V}}_0^T$ , where  $\tilde{\Sigma}_{\text{MCD},n}^{\mathbf{u}}$  and  $\tilde{\Sigma}_{\text{MCD},0}^{\mathbf{u}}$  are computed based on the distribution of  $\mathbf{u}$  corresponding to  $\tilde{\mathbf{V}}_n \mathbf{Q}_n$  and  $\tilde{\mathbf{V}}_0$ . Note that,  $\tilde{\mathbf{V}}_n \mathbf{Q}_n = \tilde{\mathbf{V}}_n \mathbf{R}_n \mathbf{R}_n^{-1} \mathbf{Q}_n = \mathbf{V}_n \mathbf{R}_n^{-1} \mathbf{Q}_n$ , and the distribution of  $\mathbf{u}$  corresponding to  $\mathbf{V}_n$  is equal to  $\mathbf{R}_n^{-1} \mathbf{Q}_n$  the distribution of  $\mathbf{u}$  corresponding to  $\tilde{\mathbf{V}}_n \mathbf{Q}_n$ . Then,  $\tilde{\mathbf{V}}_n \mathbf{Q}_n \tilde{\Sigma}_{\text{MCD},n}^{\mathbf{u}} (\tilde{\mathbf{V}}_n \mathbf{Q}_n)^T = \mathbf{V}_n \mathbf{R}_n^{-1} \mathbf{Q}_n \tilde{\Sigma}_{\text{MCD},n}^{\mathbf{u}} (\mathbf{V}_n \mathbf{R}_n^{-1} \mathbf{Q}_n)^T = \mathbf{V}_n \Sigma_{\text{MCD},n}^{\mathbf{u}} \mathbf{V}_n^T$ , where the last equality comes from the affine equivariance of the MCD covariance estimator. Similarly, we have that  $\tilde{\mathbf{V}}_0 \tilde{\Sigma}_{\text{MCD},0}^{\mathbf{u}} \tilde{\mathbf{V}}_0^T = \mathbf{V}_0 \Sigma_{\text{MCD},0}^{\mathbf{u}} \mathbf{V}_0^T$ . Thus,  $\mathbf{V}_n \Sigma_{\text{MCD},n}^{\mathbf{u}} \mathbf{V}_n^T \rightarrow_p \mathbf{V}_0 \Sigma_{\text{MCD},0}^{\mathbf{u}} \mathbf{V}_0^T$ . This result is the same for any sequence  $\mathbf{V}_n$  and  $\mathbf{V}_0$ . To prove that  $\Sigma_0^{rs}$  is independent of  $\mathbf{V}_0$  let consider two different  $\mathbf{V}_0$ , i.e.,  $\mathbf{V}_0^1$  and  $\mathbf{V}_0^2$ . By assumption  $\mathbf{P}_0^*$  is unique, then, we have  $\mathbf{V}_{0,1} (\mathbf{V}_{0,1}^T \mathbf{V}_{0,1})^{-1} \mathbf{V}_{0,1}^T = \mathbf{V}_{0,2} (\mathbf{V}_{0,2}^T \mathbf{V}_{0,2})^{-1} \mathbf{V}_{0,2}^T$  and  $\mathbf{V}_{0,1} = \mathbf{V}_{0,2} (\mathbf{V}_{0,2}^T \mathbf{V}_{0,2})^{-1} \mathbf{V}_{0,2}^T \mathbf{V}_{0,1}$ . Let us denote with  $\Sigma_{\text{MCD},0}^{\mathbf{u},1}$  and  $\Sigma_{\text{MCD},0}^{\mathbf{u},2}$  the MCD covariance estimator applied to  $\mathbf{u}$  corresponding to  $\mathbf{V}_{0,1}$  and  $\mathbf{V}_{0,2}$ . Then  $\mathbf{V}_{0,1} \Sigma_{\text{MCD},0}^{\mathbf{u},1} \mathbf{V}_{0,1}^T = \mathbf{V}_{0,2} (\mathbf{V}_{0,2}^T \mathbf{V}_{0,2})^{-1} \mathbf{V}_{0,2}^T \mathbf{V}_{0,1} \Sigma_{\text{MCD},0}^{\mathbf{u},1} (\mathbf{V}_{0,2} (\mathbf{V}_{0,2}^T \mathbf{V}_{0,2})^{-1} \mathbf{V}_{0,2}^T \mathbf{V}_{0,1})^T = \mathbf{V}_{0,2} \Sigma_{\text{MCD},0}^{\mathbf{u},2} \mathbf{V}_{0,2}^T$ , where last equality comes from the affine equivariance of the MCD covariance estimator and the fact that the distribution of  $\mathbf{u}$  corresponding to  $\mathbf{V}_{0,1}$  is equal to  $(\mathbf{V}_{0,2}^T \mathbf{V}_{0,2})^{-1} \mathbf{V}_{0,2}^T \mathbf{V}_{0,1}$  the distribution of  $\mathbf{u}$  corresponding to  $\mathbf{V}_{0,2}$ . Thus the proposition follows.  $\square$

The final step in the construction of cellRCov is orthogonal to the estimated principal subspace. Let us put  $\Sigma_{\mathbf{x}^\perp,n}^R := \Sigma_{\mathbf{x}^\perp}^R(H_n)$ . In the following we will prove that  $\Sigma_{\mathbf{x}^\perp,n}^R$  is a consistent estimator of  $\Sigma_{\mathbf{x}^\perp,0}^R := \Sigma_{\mathbf{x}^\perp}^R(H_0)$ , that is,  $\Sigma_{\mathbf{x}^\perp,n}^R$  converges in probability to  $\Sigma_{\mathbf{x}^\perp,0}^R$ .

Consider the function

$$G^{\mathbf{x}^\perp}(\Sigma_{\mathbf{x}^\perp}^R, \mathbf{T}, H) := \left\| \Sigma_{\mathbf{x}^\perp}^R - \frac{\mathbb{E}_H \left[ \mathbf{g}_{1,\mathbf{T}}^{\mathbf{x}^\perp}(\mathbf{x}) \right]}{\mathbb{E}_H \left[ g_{2,\mathbf{T}}^{\mathbf{x}^\perp}(\mathbf{x}) \right]} \right\|,$$

where  $\mathbf{T} = (\text{vec}(\mathbf{P}), \boldsymbol{\mu}, \boldsymbol{\sigma})^T$  and  $\Sigma_{\mathbf{x}^\perp}^R \in \mathbb{R}^{p^2}$ ,

$$\begin{aligned} \mathbf{g}_{1,\mathbf{T}}^{\mathbf{x}^\perp}(\mathbf{x}) &:= \text{vec} \left( (1 - \delta) w^{\text{case}} \widetilde{\mathbf{W}}(\mathbf{x} - \boldsymbol{\mu} - \mathbf{V}\mathbf{u})(\mathbf{x} - \boldsymbol{\mu} - \mathbf{V}\mathbf{u})^T \widetilde{\mathbf{W}} \right. \\ &\quad \left. + \delta w^{\text{case}} \left( \widetilde{\mathbf{W}}(\mathbf{x} - \boldsymbol{\mu} - \mathbf{V}\mathbf{u})(\mathbf{x} - \boldsymbol{\mu} - \mathbf{V}\mathbf{u})^T \widetilde{\mathbf{W}} \right) \odot \mathbf{I}_p \right), \end{aligned}$$

and

$$g_{2,\mathbf{T}}^{\mathbf{x}^\perp}(\mathbf{x}) := \frac{1}{p^2} \sum_{j=1}^p \sum_{\ell=1}^p w^{\text{case}} w_j^{\text{cell}} w_\ell^{\text{cell}},$$

and  $\mathbf{x}^0$  is defined as in (A.35). Then let us indicate with  $M_n^{\mathbf{x}^\perp}(\Sigma_{\mathbf{x}^\perp}^R, \mathbf{T}) := G^{\mathbf{x}^\perp}(\Sigma_{\mathbf{x}^\perp}^R, \mathbf{T}, H_n)$ , and  $M^{\mathbf{x}^\perp}(\Sigma_{\mathbf{x}^\perp}^R, \mathbf{T}) := G^{\mathbf{x}^\perp}(\Sigma_{\mathbf{x}^\perp}^R, \mathbf{T}, H_0)$ . Let us further consider compact subsets  $\Theta_{\Sigma_{\mathbf{x}^\perp}^R}$  of



$\mathbb{R}^{p^2}$  and  $\Theta_{\mathbf{T}}$  of  $\mathbb{R}^{(p(p+1))} \times \Theta_{\sigma}$ . We aim to study the convergence properties of a minimizing value  $\sigma_{\mathbf{x}^\perp, n}^R := \text{vec}(\Sigma_{\mathbf{x}^\perp, n}^R)^T$  of  $M_n^{\mathbf{x}^\perp}(\Sigma_{\mathbf{x}^\perp}^R, \mathbf{T}_n)$  to a minimizing value  $\sigma_{\mathbf{x}^\perp, 0}^R := \text{vec}(\Sigma_{\mathbf{x}^\perp, 0}^R)^T$  of  $M^{\mathbf{x}^\perp}(\cdot, \mathbf{T}_0)$ , where  $\mathbf{T}_n := (\text{vec}(\mathbf{P}_n), \mu_n, \sigma_n)^T$  and  $\mathbf{T}_0 := (\text{vec}(\mathbf{P}_0), \mu_0, \sigma_0)^T$ .

**Proposition 8.** *Assume that  $\mathbf{T}_n \rightarrow_p \mathbf{T}_0$ , with  $\mathbf{T}_n, \mathbf{T}_0 \in \Theta_{\mathbf{T}}$ , the functions  $\Theta_{\mathbf{T}} \rightarrow \mathbb{R}^{p^2} : \mathbf{T} \rightarrow \mathbf{g}_{1, \mathbf{T}}^{\mathbf{x}^\perp}(\mathbf{x})$  and  $\Theta_{\mathbf{T}} \rightarrow \mathbb{R} : \mathbf{T} \rightarrow g_{2, \mathbf{T}}^{\mathbf{x}^\perp}(\mathbf{x})$  are continuous for every  $\mathbf{x}$ , and that the functions  $\mathbb{R}^p \rightarrow \mathbb{R}^{p^2} : \mathbf{x} \rightarrow \mathbf{g}_{1, \mathbf{T}}^{\mathbf{x}^\perp}(\mathbf{x})$  and  $\mathbb{R}^p \rightarrow \mathbb{R} : \mathbf{x} \rightarrow g_{2, \mathbf{T}}^{\mathbf{x}^\perp}(\mathbf{x})$  are dominated by an integrable function for every  $\mathbf{T} \in \Theta_{\mathbf{T}}$ . Then we have for any sequence of estimators  $\sigma_{\mathbf{x}^\perp, n}^R$  in  $\Theta_{\sigma_{\mathbf{x}^\perp}}$  with  $M_n(\sigma_{\mathbf{x}^\perp, n}^R, \mathbf{T}_n) \leq M_n(\sigma_{\mathbf{x}^\perp, 0}^R, \mathbf{T}_n) + o_p(1)$  that  $\|\sigma_{\mathbf{x}^\perp, n}^R - \sigma_{\mathbf{x}^\perp, 0}^R\| \rightarrow_p 0$ .*

**Proof of Proposition 8.** Let us define

$$\Psi_1(\mathbf{T}, H) = \mathbb{E}_H \left[ \mathbf{g}_{1, \mathbf{T}}^{\mathbf{x}^\perp}(\mathbf{x}) \right]$$

and

$$\Psi_2(\mathbf{T}, H) = \mathbb{E}_H \left[ g_{2, \mathbf{T}}^{\mathbf{x}^\perp}(\mathbf{x}) \right].$$

Moreover, let us further consider  $\Psi_{1, n}(\mathbf{T}) := \Psi_1(\mathbf{T}, H_n)$ ,  $\Psi_{1, 0}(\mathbf{T}) := \Psi_1(\mathbf{T}, H_0)$ ,  $\Psi_{2, n}(\mathbf{T}) := \Psi_2(\mathbf{T}, H_n)$ , and  $\Psi_{2, 0}(\mathbf{T}) := \Psi_2(\mathbf{T}, H_0)$ . Note that

$$|\Psi_{2, n}(\mathbf{T}_n) - \Psi_{2, 0}(\mathbf{T}_0)| \leq |\Psi_{2, n}(\mathbf{T}_n) - \Psi_{2, 0}(\mathbf{T}_n)| + |\Psi_{2, 0}(\mathbf{T}_n) - \Psi_{2, 0}(\mathbf{T}_0)|.$$

The function  $\Theta_{\mathbf{T}} \rightarrow \mathbb{R} : \mathbf{T} \rightarrow \Psi_{2, 0}(\mathbf{T})$  is continuous. In fact, denote  $(\mathbf{T}_l)_{l \in \mathbb{N}}$  a sequence in  $\Theta_{\mathbf{T}}$  that converges to  $\mathbf{T}^*$  for  $l \rightarrow \infty$ . We have

$$\lim_{l \rightarrow \infty} \Psi_{2, 0}(\mathbf{T}_l) = \lim_{l \rightarrow \infty} \int g_{2, \mathbf{T}_l}^{\mathbf{x}^\perp}(\mathbf{x}) d(H_0)(\mathbf{x}) \quad (\text{A.40})$$

$$= \int \lim_{l \rightarrow \infty} g_{2, \mathbf{T}_l}^{\mathbf{x}^\perp}(\mathbf{x}) d(H_0)(\mathbf{x}) \quad (\text{A.41})$$

$$= \int g_{2, \mathbf{T}^*}^{\mathbf{x}^\perp}(\mathbf{x}) d(H_0)(\mathbf{x}) \quad (\text{A.42})$$

$$= \Psi_{2, 0}(\mathbf{T}^*), \quad (\text{A.43})$$

where we have used the dominated convergence theorem in the second equality, which is possible because the function  $\mathbb{R}^p \rightarrow \mathbb{R} : \mathbf{x} \rightarrow g_{2, \mathbf{T}}^{\mathbf{x}^\perp}(\mathbf{x})$ , is dominated by an integrable function for every  $\mathbf{T} \in \Theta_{\mathbf{T}}$ , and the fact that the function  $\Theta_{\mathbf{T}} \rightarrow \mathbb{R} : \mathbf{T} \rightarrow g_{2, \mathbf{T}}^{\mathbf{x}^\perp}(\mathbf{x})$  is continuous for every  $\mathbf{x}$  in the third equality. Thus, by using the continuous mapping theorem (Theorem 2.3, Van der Vaart (2000)), we have that  $|\Psi_{2, 0}(\mathbf{T}_n) - \Psi_{2, 0}(\mathbf{T}_0)| \rightarrow_p 0$  as  $\mathbf{T}_n \rightarrow_p \mathbf{T}_0$ .

Moreover,  $|\Psi_{2,n}(\mathbf{T}_n) - \Psi_{2,0}(\mathbf{T}_0)| \rightarrow_p 0$  being the set of functions  $\{g_{2,\mathbf{T}}^{x^\perp} : \mathbf{T} \in \Theta_{\mathbf{T}}\}$  *Glivenko-Cantelli* (Example 19.8, Van der Vaart (2000)) because  $\Theta_{\mathbf{T}}$  is compact, the function  $\Theta_{\mathbf{T}} \rightarrow \mathbb{R} : \mathbf{T} \rightarrow g_{2,\mathbf{T}}^{x^\perp}(\mathbf{x})$  is continuous and is dominated by an integrable function for every  $\mathbf{x}$ . Thus,  $\Psi_{2,n}(\mathbf{T}_n) \rightarrow_p \Psi_{2,0}(\mathbf{T}_0)$ . For the same arguments, we have  $\Psi_{1,n}(\mathbf{T}_n) \rightarrow_p \Psi_{1,0}(\mathbf{T}_0)$ .

As for each  $\sigma_{x^\perp}^R \in \Theta_{\sigma_{x^\perp}^R}$ ,  $G^{x^\perp}(\sigma_{x^\perp}^R, \mathbf{T}, H)$  is a continuous function of  $\Psi_1(\mathbf{T}, H)$  and  $\Psi_2(\mathbf{T}, H)$ , by using the continuous mapping theorem, we have that  $|M_n^{x^\perp}(\sigma_{x^\perp}^R, \mathbf{T}_n) - M^{x^\perp}(\sigma_{x^\perp}^R, \mathbf{T}_0)| \rightarrow_p 0$  as  $n \rightarrow \infty$  and, thus,  $M_n^{x^\perp}(\sigma_{x^\perp}^R, \mathbf{T}_n) \rightarrow_p M^{x^\perp}(\sigma_{x^\perp}^R, \mathbf{T}_0)$ . By hypothesis, we have  $M_n^{x^\perp}(\sigma_{x^\perp,n}^R, \mathbf{T}_n) \leq M_n(\sigma_{x^\perp,n}^R, \mathbf{T}_n) + o_p(1)$ , and, thus,  $M_n^{x^\perp}(\sigma_{x^\perp,n}^R, \mathbf{T}_n) \leq M_n(\sigma_{x^\perp,0}^R, \mathbf{T}_0) + o_p(1)$ . Hence

$$\begin{aligned} M^{x^\perp}(\sigma_{x^\perp,n}^R, \mathbf{T}_0) - M^{x^\perp}(\sigma_{x^\perp,0}^R, \mathbf{T}_0) &\leq M^{x^\perp}(\sigma_{x^\perp,n}^R, \mathbf{T}_0) - M_n^{x^\perp}(\sigma_{x^\perp,n}^R, \mathbf{T}_n) + o_p(1) \\ &\leq \sup_{\sigma_{x^\perp}^R \in \Theta_{\sigma_{x^\perp}^R}} |M_n^{x^\perp}(\sigma_{x^\perp}^R, \mathbf{T}_n) - M^{x^\perp}(\sigma_{x^\perp}^R, \mathbf{T}_0)| + o_p(1) \rightarrow_p 0. \end{aligned} \quad (\text{A.44})$$

As  $\Theta_{\sigma_{x^\perp}^R} \rightarrow \mathbb{R} : \sigma_{x^\perp}^R \rightarrow M^{x^\perp}(\sigma_{x^\perp}^R, \mathbf{T}_0)$  is a continuous function in the compact set  $\Theta_{\sigma_{x^\perp}^R}$  and  $\sigma_{x^\perp,0}^R$  is unique, we have that for every  $\varepsilon > 0$ , there exists a number  $\eta > 0$  such that  $M^{x^\perp}(\sigma_{x^\perp}^R, \mathbf{T}_0) > M^{x^\perp}(\sigma_{x^\perp,0}^R, \mathbf{T}_0) + \eta$  for every  $\sigma_{x^\perp}^R$  with  $d(\sigma_{x^\perp}^R, \sigma_{x^\perp,0}^R) := \|\sigma_{x^\perp,n}^R - \sigma_{x^\perp,0}^R\| \geq \varepsilon$ . Thus, the event  $\{d(\sigma_{x^\perp,n}^R, \sigma_{x^\perp,0}^R) \geq \varepsilon\}$  is contained in the event  $\{M^{x^\perp}(\sigma_{x^\perp,n}^R, \mathbf{T}_0) > M^{x^\perp}(\sigma_{x^\perp,0}^R, \mathbf{T}_0) + \eta\}$ . The probability of the latter event converges to 0 in view of (A.44).  $\square$

**Proof of Theorem 2.** Note that  $\Sigma_n = \Sigma_{\text{MCD},n}^{x^0} + \Sigma_{x^\perp,n}^R$  and  $\Sigma_n = \Sigma_{\text{MCD},0}^{x^0} + \Sigma_{x^\perp,0}^R$ . Under the assumptions of Propositions 5 and 6 we have that  $\Sigma_{\text{MCD},n}^{x^0} \rightarrow_p \Sigma_{\text{MCD},0}^{x^0}$ . Under the assumptions of Proposition 8 we have that  $\Sigma_{x^\perp,n}^R \rightarrow_p \Sigma_{x^\perp,0}^R$ . The theorem follows by direct application of the continuous mapping theorem.  $\square$

We now look at asymptotic normality, where the casewise IF of  $\Sigma$  provides the expression of the asymptotic covariance matrix.

**Proof of Theorem 3.** Let us consider a multivariate distribution  $G$ . Then the first order von Mises expansion (Fernholz, 2012) around  $H_0$  of the functional  $\Sigma$  at  $G$  is

$$\text{vec}(\Sigma(G)) = \text{vec}(\Sigma_0) + \int \text{IF}_{\text{case}}(\mathbf{x}, \Sigma, H_0) d(G - H_0)(\mathbf{x}) + \text{Rem}(G - H_0),$$

where  $\text{Rem}(G - H_0)$  is a remainder term. Replacing  $G$  by the empirical distribution  $H_n$  and using the fact that  $\int \text{IF}_{\text{case}}(\mathbf{x}, \Sigma, H_0) dH_0(\mathbf{x}) = 0$ , we have

$$\text{vec}(\Sigma_n) = \text{vec}(\Sigma_0) + \int \text{IF}_{\text{case}}(\mathbf{x}, \Sigma, H_0) dH_n(\mathbf{x}) + \text{Rem}(H_n - H_0).$$

Since  $\int \text{IF}_{\text{case}}(\mathbf{x}, \Sigma, H_0) dH_n(\mathbf{x}) = \frac{1}{n} \sum_{i=1}^n \text{IF}_{\text{case}}(\mathbf{x}_i, \Sigma, H_0)$ , we have

$$\sqrt{n} [\text{vec}(\Sigma_n) - \text{vec}(\Sigma_0)] = \frac{\sqrt{n}}{n} \sum_{i=1}^n \text{IF}_{\text{case}}(\mathbf{x}_i, \Sigma, H_0) + \sqrt{n} \text{Rem}(H_n - H_0).$$

If  $\sqrt{n} \text{Rem}(H_n - H_0)$  becomes negligible as  $n \rightarrow \infty$ , the multivariate central limit theorem yields (21).

The assumption that  $\sqrt{n} \text{Rem}(H_n - H_0)$  becomes negligible is a reasonable regularity condition because it contains an additional factor of  $1/\sqrt{n}$  compared to the leading term in the expansion, and  $H_n$  converges to  $H_0$  by the Glivenko-Cantelli theorem (Van der Vaart, 2000). Rigorous treatment of this condition has been addressed in various ways in the literature. For example, von Mises (1947) assumed that the remainder could be expressed as a second derivative term combined with a higher-order remainder. Other authors have explored specific forms of differentiation, such as the Hadamard (or compact) derivative (Fernholz, 2012) and the Fréchet derivative (Clarke, 2018).  $\square$

## C Additional simulation results

In addition to the A09 covariance model in Section 5, we also consider the A06 covariance matrix with  $\sigma_{j\ell} = (-0.6)^{|j-\ell|}$ . The *planar* covariance matrix is the correlation matrix with the eigenvectors of the A09 covariance and eigenvalues such that the first component explains 53% of the total variance, the first two together explain 90%, and all subsequent eigenvalues are tiny. Finally, the *dense* covariance matrix has  $\sigma_{j\ell} = 1$  for  $j = \ell$  and  $\sigma_{j\ell} = 0.8$  otherwise.

Figures 8, 9 and 10 show the average KL in the presence of either cellwise outliers, casewise outliers, or both, again for  $p = \{30, 60, 120\}$  but now for the covariance models A06, planar, and dense. Figures 11, 12, and 13 show the corresponding results when 20% of randomly selected cells were made NA. All of these curves are qualitatively similar to those for the A09 covariance model in Section 5.

## Additional References

Rio Branco de Oliveira, O. (2012). The implicit and the inverse function theorems: easy proofs, arXiv preprint 1212.2066.

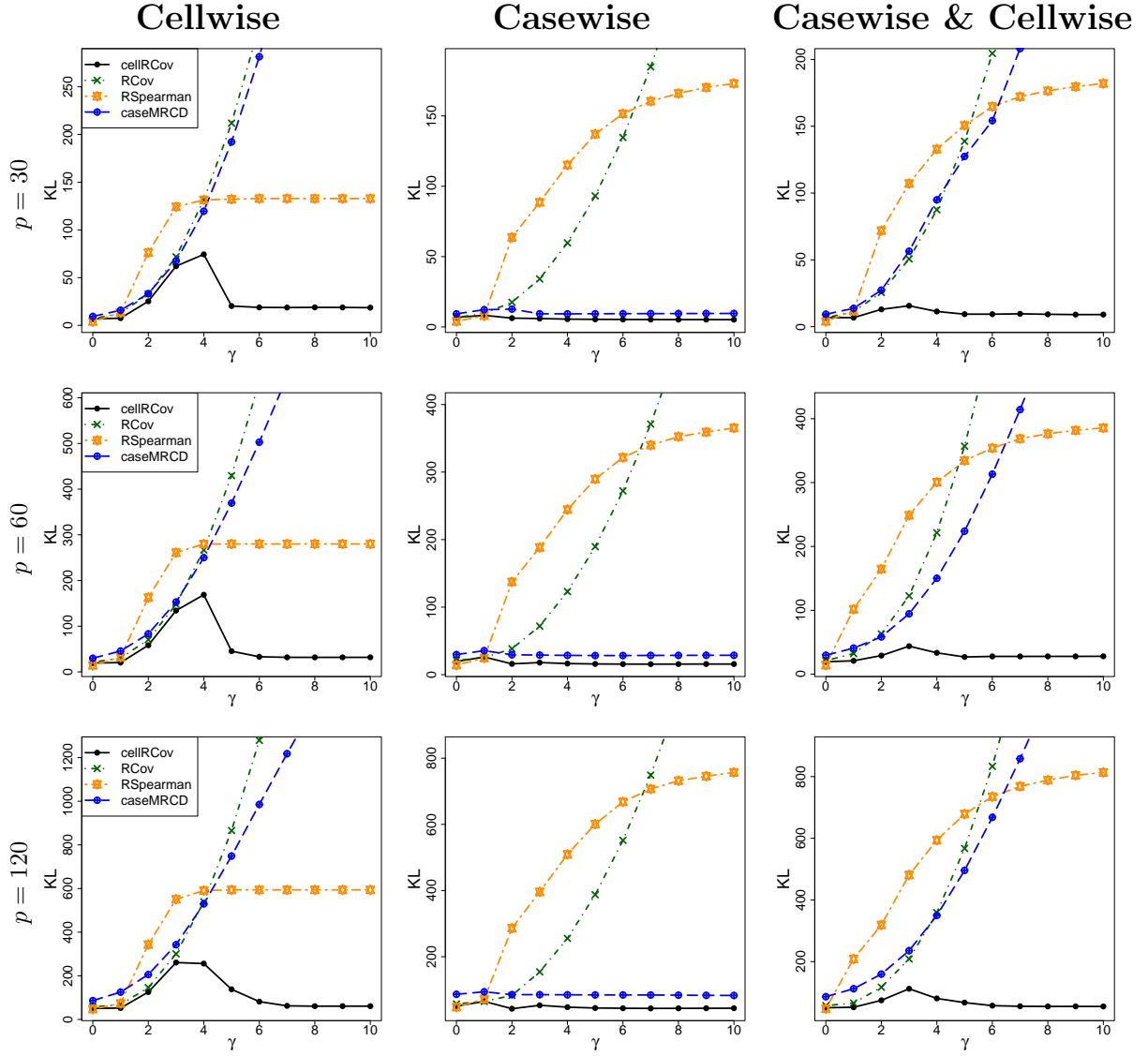


Figure 8: Average KL attained by cellRCov, RCov, RSpearman, and caseMRCD in the presence of either cellwise outliers, casewise outliers, or both, for the A06 covariance model in dimensions  $p$  in  $\{30, 60, 120\}$ .

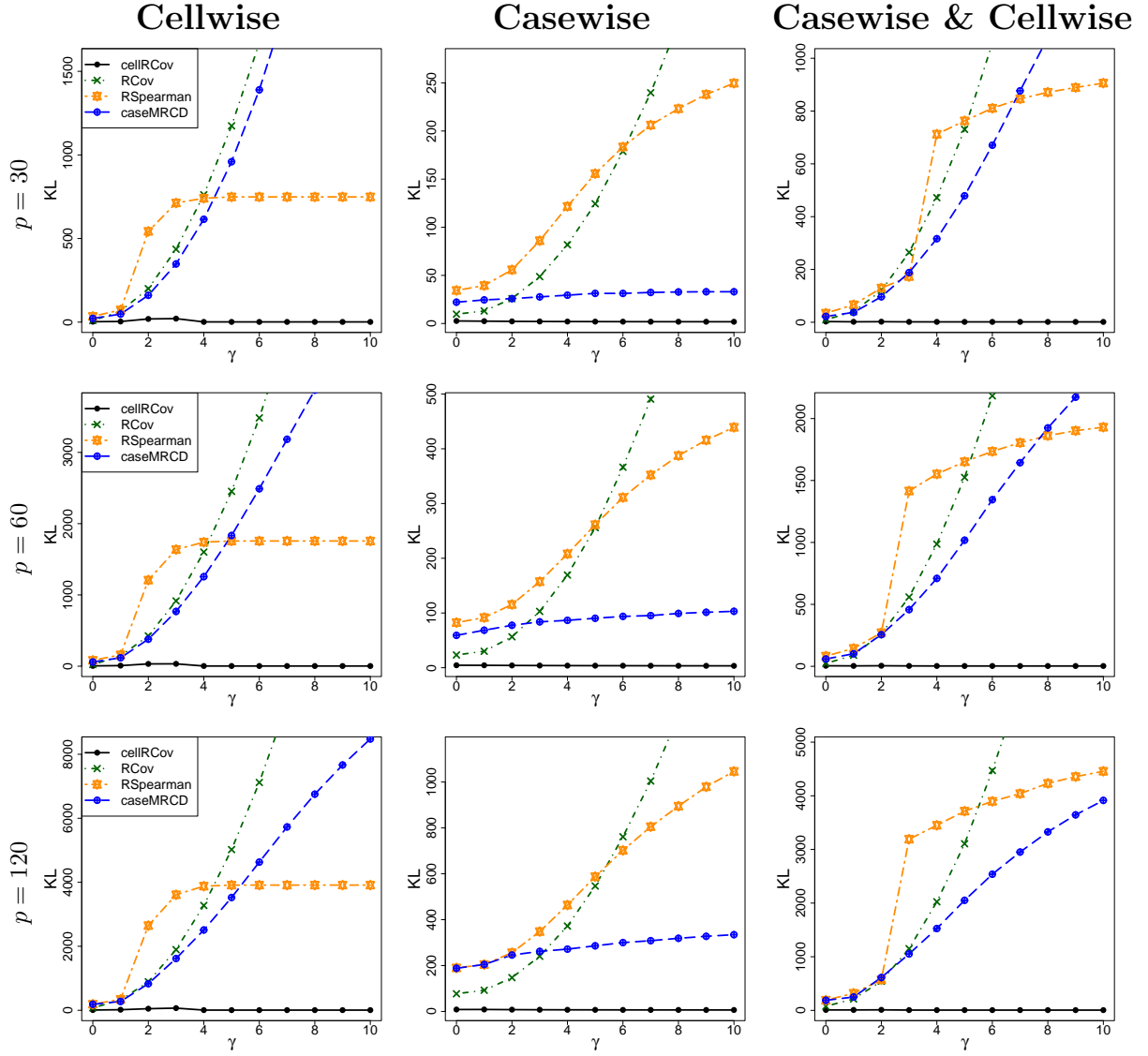


Figure 9: Average KL attained by cellRCov, RCov, RSpearman, and caseMRCD in the presence of either cellwise outliers, casewise outliers, or both, for the planar covariance model in dimensions  $p$  in  $\{30, 60, 120\}$ .

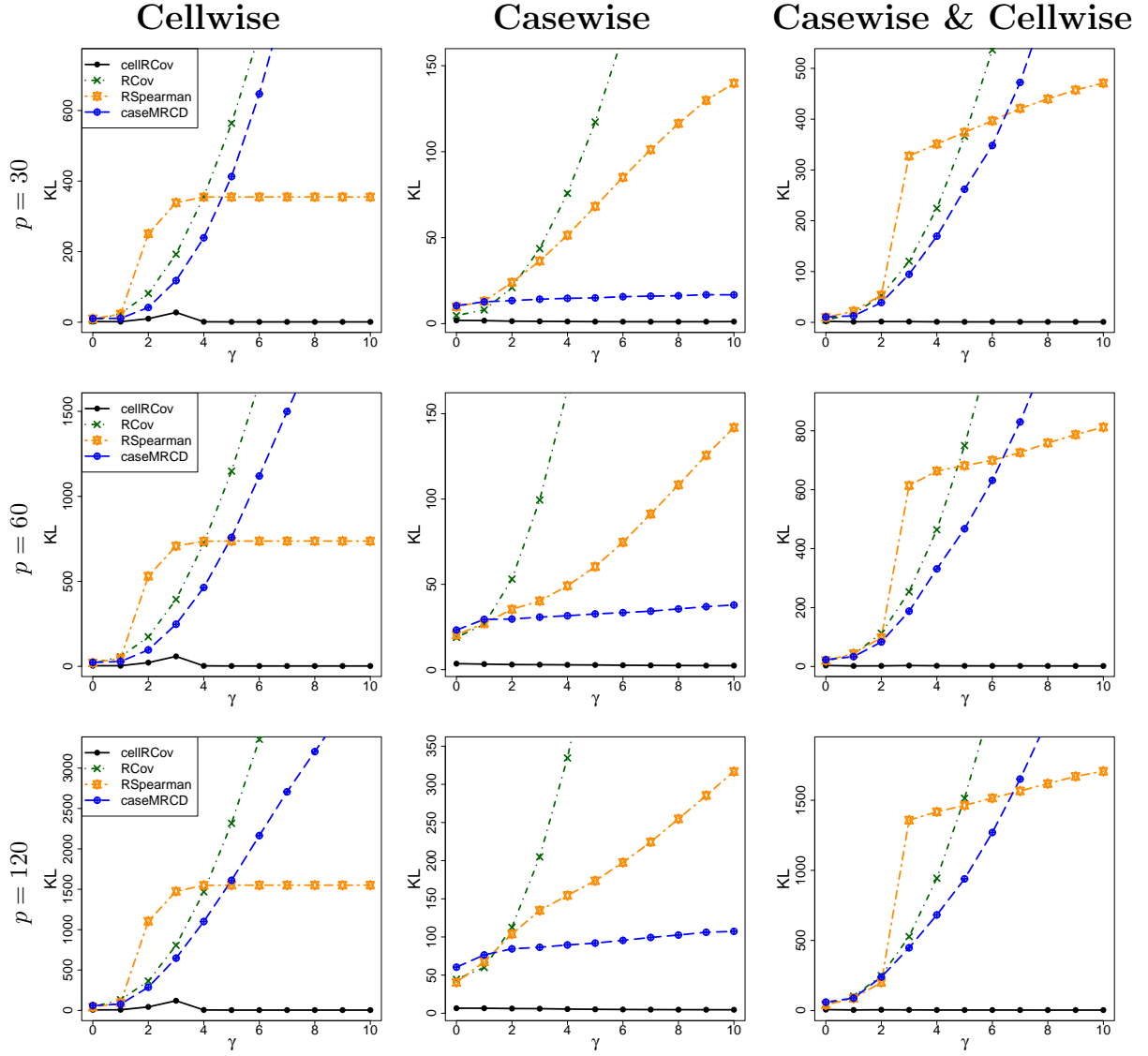


Figure 10: Average KL attained by cellRCov, RCov, RSpearman, and caseMRCD in the presence of either cellwise outliers, casewise outliers, or both, for the dense covariance model in dimensions  $p$  in  $\{30, 60, 120\}$ .

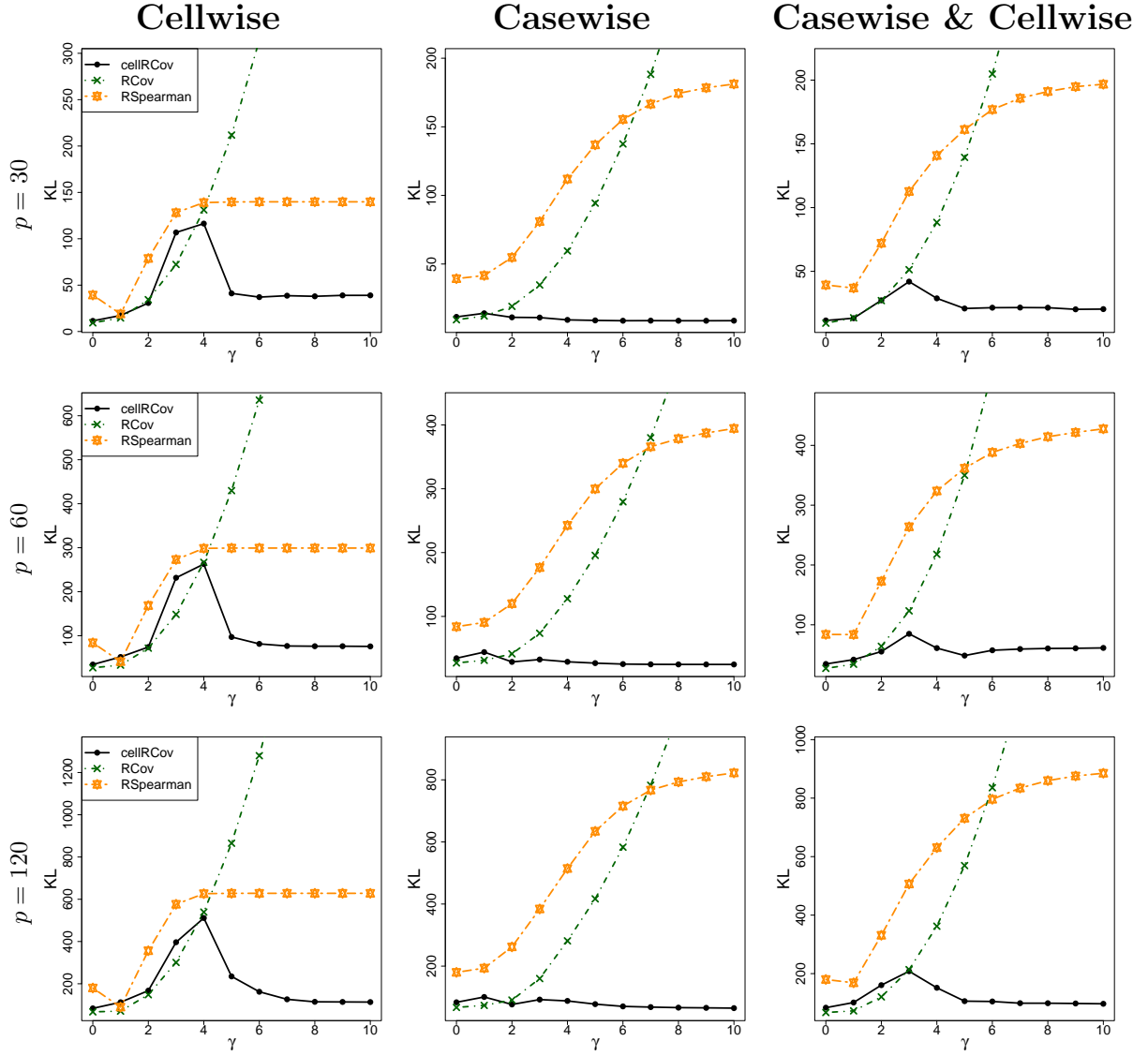


Figure 11: Average KL attained by cellRCov, RCov, and RSpearman in the presence of either cellwise outliers, casewise outliers, or both, for the A06 covariance model in dimensions  $p$  in  $\{30, 60, 120\}$ , with 20% of missing cells.



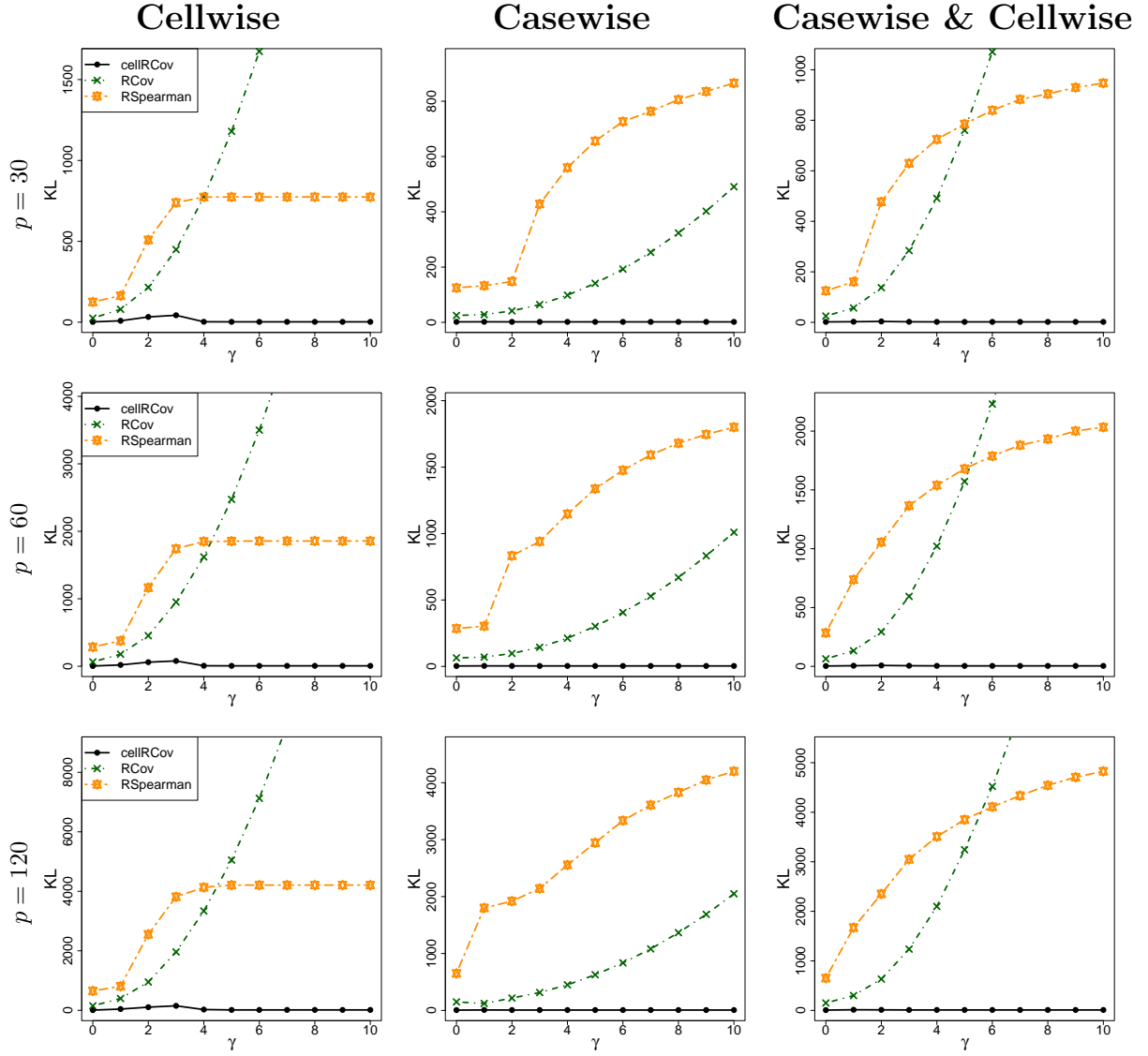


Figure 12: Average KL attained by cellRCov, RCov, and RSpearman in the presence of either cellwise outliers, casewise outliers, or both, for the planar covariance model in dimensions  $p$  in  $\{30, 60, 120\}$ , with 20% of missing cells.

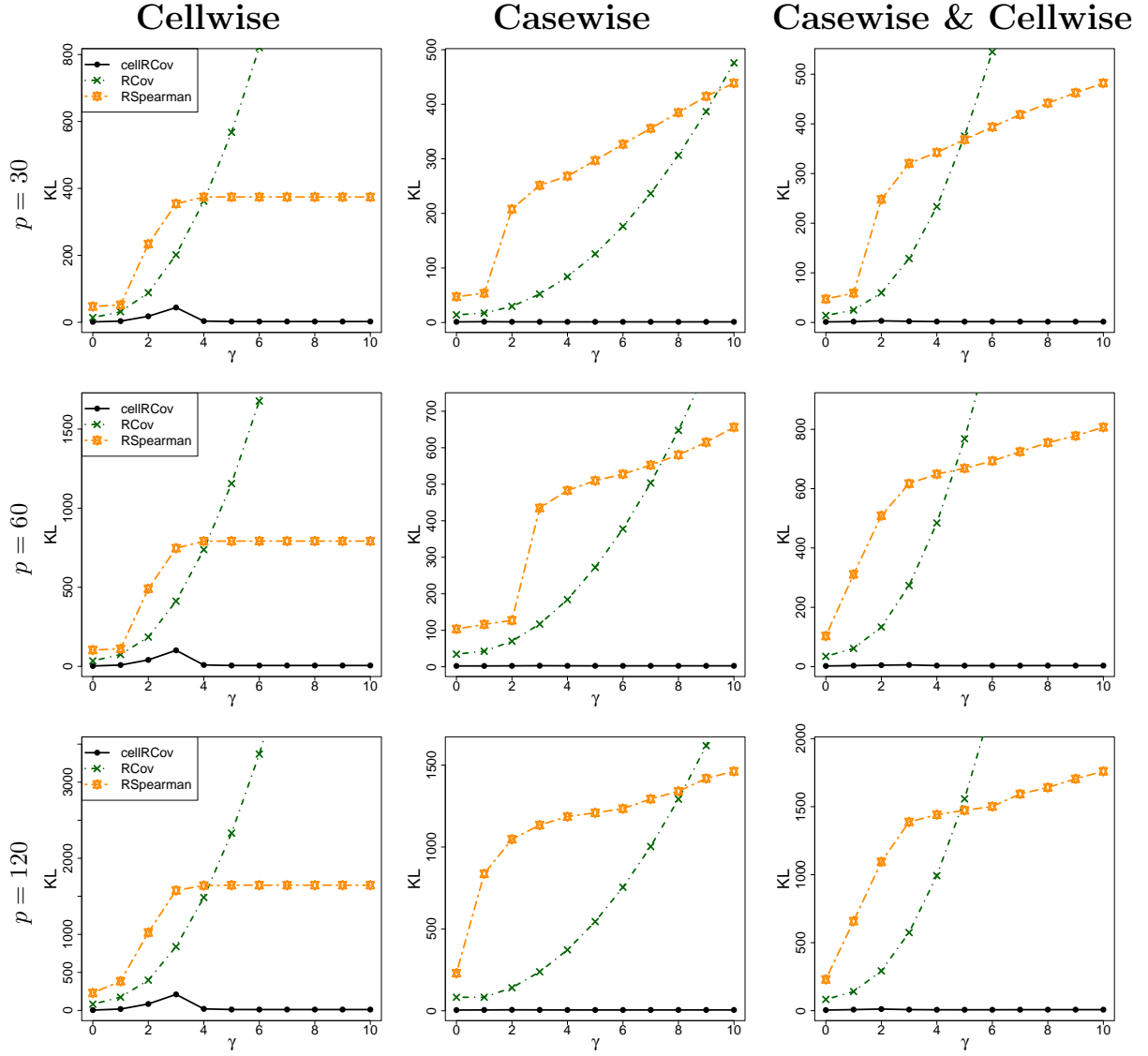


Figure 13: Average KL attained by cellRCov, RCov, and RSpearman in the presence of either cellwise outliers, casewise outliers, or both, for the dense covariance model in dimensions  $p$  in  $\{30, 60, 120\}$ , with 20% of missing cells.