

Yielding and memory in a driven mean-field model of glasses

Makoto Suda¹, Edan Lerner², and Eran Bouchbinder³

¹*Department of Earth Science, Tohoku University, Sendai, Miyagi 980-8578, Japan*

²*Institute for Theoretical Physics, University of Amsterdam,
Science Park 904, 1098 XH Amsterdam, the Netherlands*

³*Chemical and Biological Physics Department, Weizmann Institute of Science, Rehovot 7610001, Israel*

Glassy systems reveal a wide variety of generic behaviors inherited from their intrinsically-disordered, non-equilibrium nature. These include universal non-phononic vibrational spectra, and driven phenomena such as thermal and mechanical annealing, yielding transitions and memory formation, all linked to the underlying complex energy landscape of glasses. Yet, a unified theory of such diverse glassy phenomena is currently lacking. Here, we study a recently introduced mean-field model of glasses, shown to reproduce the universal non-phononic vibrational spectra of glasses, under oscillatory driving forces. We show that the driven mean-field model, admitting a Hamiltonian formulation in terms of a collection of random-stiffness anharmonic oscillators with disordered interactions, naturally predicts the salient dynamical phenomena in cyclically deformed glasses. Specifically, it features a yielding transition as a function of the amplitude of the oscillatory driving force, characterized by an absorbing-to-diffusive transition in the system's microscopic trajectories and large-scale hysteresis. The model also reveals dynamic slowing-down from both sides of the transition, as well as mechanical and thermal annealing effects that mirror their glass counterparts. We demonstrate a non-equilibrium ensemble equivalence between the driven post-yielding dynamics at fixed quenched disorder and quenched disorder averages of the non-driven system. Finally, mechanical memory formation is demonstrated, in which memories can be stored in the model and subsequently extracted. Overall, the mean-field model offers a theoretical framework that unifies a broad range of glassy behaviors.

I. Background and motivation

Glasses constitute a generic state of matter formed by rapidly cooling (quenching) high-temperature equilibrium liquids such that crystallization at the melting temperature is avoided [1–4]. The resulting materials are intrinsically out of equilibrium and disordered, revealing generic properties and dynamical behaviors that differ from those of their ordered crystalline counterparts. These include universal properties of the low-frequency vibrational spectra of glasses, which affect low temperature thermodynamic and transport properties [5–7], and strongly driven thermo-mechanical phenomena such as thermal and mechanical annealing, yielding transitions from quiescent to plastically-flowing states, and memory formation [8–13]. All of these fundamental physical properties and dynamical behaviors are inherently linked to the multiplicity of energy minima of glassy systems, manifested in their complex energy landscapes [1–4, 14]. Despite their basic importance, along with a broad range of engineering applications [15–17], we currently lack a unified and predictive theory of glasses.

Recent progress established that the vibrational density of states (VDoS) $\mathcal{D}(\omega)$ of glasses, experimentally probed through various scattering techniques [18, 19], features a non-phononic contribution $\mathcal{D}_G(\omega)$ in the small vibrational frequencies ω regime [20–27]. That is, it has been shown that in addition to extended low-frequency phonons, which exist in both glassy and crystalline solids, and follow Debye's VDoS, glasses also feature localized, non-phononic modes that follow a universal quartic VDoS $\mathcal{D}_G(\omega) \sim \omega^4$ in the limit $\omega \rightarrow 0$ [24–27]. More-

over, it has been shown that $\mathcal{D}_G(\omega)$ features a generic peak [27–30] at somewhat higher frequencies (typically in the THz regime), intrinsically related to the well-known “boson peak” in glasses [31–41]. $\mathcal{D}_G(\omega)$ reflects statistical properties of minima of the underlying complex energy landscape of glasses, which is a manifestation of the self-organized disordered structures that emerge during glass formation. Furthermore, it has been shown that dissipative deformation in mechanically driven glasses — i.e., transitions between different minima of the energy landscape — correspond to irreversible (plastic) rearrangements of the localized, non-phononic modes [42–48].

In parallel, extensive work has demonstrated that glasses externally driven by oscillatory forces undergo a well-defined plastic yielding transition with increasing driving amplitude [49–70]. The observed yielding transition revealed various generic properties, including an absorbing-to-diffusive transition in the system's microscopic trajectories and large-scale elasto-plastic hysteresis [49–66], yet again related to dynamics in the underlying complex energy landscape. In addition, it has been shown that cyclically deformed glasses can be trained to store mechanical memories, which can be subsequently extracted through well-defined reading protocols [71–79].

A recent Hamiltonian mean-field model represents the non-phononic degrees of freedom of a glass as a collection of random-stiffness anharmonic oscillators with disordered interactions, characterized by rather featureless initial distributions of quenched disorder [80, 81]. It has been shown, through various analytic and numeric analyses, that the emergent quenched disorder statistics of minima of the Hamiltonian remarkably reproduce the

observed properties of the non-phononic VDoS $\mathcal{D}_G(\omega)$. Most notably, it has been shown that the low-frequency tail of $\mathcal{D}_G(\omega)$ is populated by localized modes and features the universal quartic scaling $\mathcal{D}_G(\omega) \sim \omega^4$, and that $\mathcal{D}_G(\omega)$ reveals a generic peak beyond the universal power-law tail [30, 80, 81]. In view of this success, and in view of the established relations between localized, non-phononic modes in quiescent glasses and plastic rearrangements in driven glasses, we pose the following question: does the very same Hamiltonian mean-field model give rise to the observed yielding transition and memory formation when subjected to periodic driving forces of variable amplitude?

Here, we show that the periodically driven mean-field model described above and formulated mathematically below naturally predicts the salient properties of the yielding transition and mechanical memory formation extensively observed in particle-based glasses. This is achieved with no free parameters relative to the non-driven regime that properly predicts the low-frequency, non-phononic vibrational spectra of glasses. The model relates statistical-structural properties of quiescent glasses to their elasto-plastic driven dynamics, and opens the way for gaining additional insight into such relations. Taken together, the Hamiltonian mean-field model studied here constitutes a theoretical framework that unifies a broad range of static and dynamic glass properties, and offers a platform for studying additional glass phenomena that currently lack a complete theoretical understanding.

II. Model formulation

The mean-field model, originally introduced in [80, 81] and inspired by [22, 82], is defined by the following Hamiltonian for N anharmonic oscillators

$$H = \frac{1}{2} \sum_i \kappa_i x_i^2 + \frac{A}{4!} \sum_i x_i^4 + \sum_{i < j} J_{ij} x_i x_j - f(t) \sum_i x_i, \quad (1)$$

where $i, j = 1 \dots N$. The oscillators, each characterized by a scalar displacement x_i , initially represent localized, mesoscopic regions inside an equilibrium, high-temperature liquid, featuring random stiffnesses κ_i that are uniformly distributed over $[0, \kappa_0]$ and a deterministic quartic anharmonicity of amplitude A . κ_i represents instantaneous (short time) and local elasticity in the liquid state, which can be negative as well, hence we take it to attain values down to zero. Upon quenching the liquid, a process which is mimicked in the framework of the model by the minimization of the Hamiltonian H into one of its local minima, long-range elasticity builds up. The latter is represented by bilinear interactions between the oscillators, with disordered coupling coefficients J_{ij} that are i.i.d. Gaussian random variables, with zero mean and variance J^2/N for $i \neq j$. The mean-field (infinite-dimensional) nature of the model is encapsulated in the

disordered interaction coefficients J_{ij} , which feature no spatial dependence and couple each oscillator to all other oscillators.

The force $f(t)$, which has not been considered previously, is a time-dependent external field that is coupled to the mean oscillators position, $\langle x \rangle \equiv N^{-1} \sum_i x_i$. In previous analyses of the model [30, 80, 81, 83, 84], which focused on the statistical properties of the eigenvalues at minima of H and on the localization of the corresponding eigenmodes, $f(t) = h$ has been used, with h being constant and small. These analyses gave rise to the non-phononic VDoS $\mathcal{D}_G(\omega)$ discussed above. Here, we consider the driven regime, where $f(t)$ is taken to be an oscillatory force of amplitude f_0 . We study the model in the athermal quasi-static (AQS) limit, where the temperature and driving rate are vanishingly small. Consequently, we do not specify the period of $f(t)$, but rather consider the cyclic sequence $0 \rightarrow f_0 \rightarrow 0 \rightarrow -f_0 \rightarrow \dots$, applied through small increments Δf , each followed by a minimization of H (see [Appendix](#)). Therefore, we will quantify the evolution of the system in terms of the number of driving cycles n . We measure energy in units of κ_0^2/A , force in units of $\kappa_0^{3/2}/A^{1/2}$ and length in units of $\kappa_0^{1/2}/A^{1/2}$. Consequently, the driven model features only two parameters (to be used hereafter in their dimensionless form), the strength of quenched disorder J and the amplitude of the periodic driving f_0 .

III. The yielding transition

A large body of recent work, both computational and experimental [49–70], demonstrated that glasses under oscillatory shear deformation $\gamma(t)$ undergo a well-defined yielding transition as a function of the amplitude γ_0 of the applied deformation. The analog of γ_0 in Eq. (1) is the amplitude f_0 of the driving force $f(t)$. Consequently, our first goal is to test whether the mean-field model features a similar yielding transition as a function of f_0 . We fix the only other parameter in the model to $J=0.5$, a choice that will be further discussed below, and drive the system to a steady oscillatory state (i.e., over a large enough number of cycles n) at various f_0 values.

In Fig. 1a, we plot the average energy $U(t) \equiv H(t) + f(t) \sum_i x_i$ per oscillator as a function of $f(t)$ in a steady-state cycle for 4 values of f_0 (see legend). It is observed that the $U(f)$ relation is elastic, i.e., revealing no hysteresis, at small f_0 , but develops an elasto-plastic hysteretic response with increasing f_0 , indicating an underlying yielding transition. For comparison, we present in Fig. 1b the corresponding quantities obtained in a particle-based computer glass under AQS oscillatory shear deformation (see figure caption and [Appendix](#)), revealing striking similarities. Note also that $U(f=0)$, and likewise $U(\gamma=0)$, vary non-monotonically with the periodic driving amplitude, which is also a signature of an underlying yielding, as will be further discussed below.

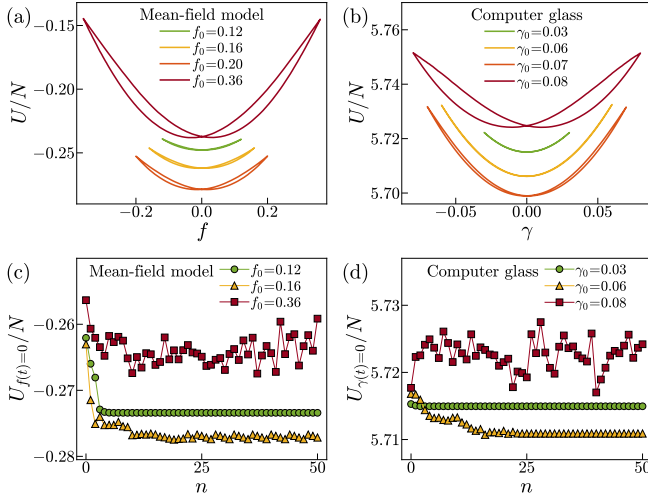


FIG. 1. (a) The energy per oscillator $U(t)/N$ vs. the periodic driving $f(t)$ in steady-state at various amplitudes f_0 (see legend), see text for discussion. Here, we used $N = 8192$ and $J = 0.5$, and the results are averaged over more than $M = 20$ realizations of quenched disorder and more than 10 steady-state cycles. The curves are displaced vertically for visual clarity, but maintain their order (see [Appendix](#)). (b) The same as (a), but for a computer glass driven by an oscillatory shear $\gamma(t)$ (see [Appendix](#) for details). (c) Representative stroboscopic trajectories of the dynamics of the mean-field model at various amplitudes f_0 (see legend). Shown is the energy at the end of each cycle, $U_{f(t)=0}$, vs. the number of cycles n , see text for discussion. (d) The corresponding results for the computer glass. Note that at the intermediate f_0 value, the model's trajectory reveals multiperiodicity, cf. panel (c), not observed in the corresponding trajectory of the computer glass, cf. panel (d).

In glassy systems undergoing a yielding transition, the emergence of large-scale hysteresis, as observed in Figs. 1a-b, is accompanied by an absorbing-to-diffusive transition in the system's microscopic trajectories [49–66]. That is, below the transition the system periodically visits exactly the same microscopic state after an integer numbers of cycles, i.e., an absorbing state accompanied by no or minute dissipation, while above the transition the behavior is diffusive, characterized by non-periodic trajectories and significant dissipation. In Fig. 1c, we plot the (stroboscopic) energy at the end of each deformation cycle as a function of n , for 3 of the values of f_0 used in Fig. 1a (see legend). It is observed that the microscopic trajectories in the model undergo an absorbing-to-diffusive transition, indicating that a yielding transition occurs at a driving amplitude slightly larger than $f_0 = 0.16$. In Fig. 1d, we present the corresponding results for the computer glass, yet again revealing striking similarities.

In Fig. 2a, we plot the average steady-state stroboscopic energy U_{ss} in the model (at $f(t) = 0$, per oscillator) as a function of f_0 . As implied by Figs. 1a-b, $U_{ss}(f_0)$ initially decreases with increasing f_0 , indicating mechanical

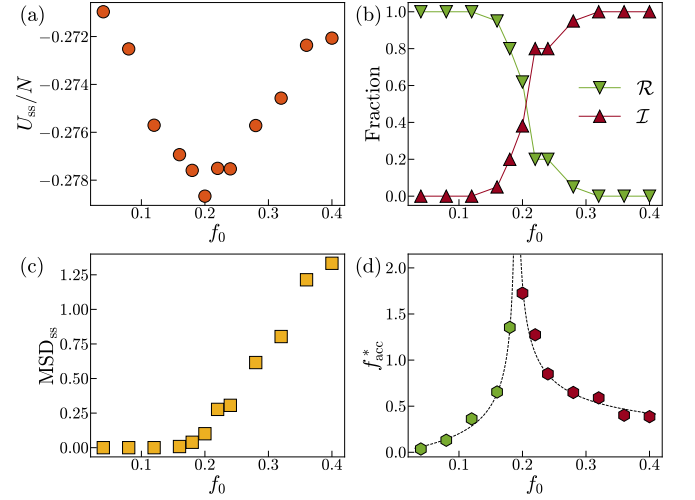


FIG. 2. (a) The steady-state stroboscopic energy $U_{ss}(f_0)$, evaluated at the end of each cycle, for the calculations reported on in Fig. 1a. (b) The fraction of \mathcal{R} and \mathcal{I} steady-states vs. f_0 (\mathcal{R} denotes reversible/periodic steady-states, while \mathcal{I} denotes irreversible/non-periodic ones). (c) The steady-state cycle-to-cycle mean square displacement MSD_{ss} , defined in Eq. (2), vs. f_0 . (d) The characteristic accumulated driving force f_{acc}^* needed to reach a steady-state as a function of f_0 , obtained by fitting a stretched exponential function $U_{ss} + \Delta U \exp[-(f_{acc}/f_{acc}^*)^{1/2}]$ (where $f_{acc} \equiv 4f_0n$) to stroboscopic trajectories (see [Appendix](#) for details). The dashed lines are guides to the eye.

annealing, a process in which the system visits deeper energy minima, as extensively observed [49, 53, 55–62]. Mechanical annealing is maximal at $f_0 \simeq 0.2$, close to the above-mentioned estimate of the yielding amplitude, above which $U_{ss}(f_0)$ increases. In Fig. 2b, we plot the average fraction of reversible/periodic (marked by \mathcal{R}) and irreversible/non-periodic (marked by \mathcal{I}) steady-states as a function of f_0 . A crossover between the two types of steady-states occurs close to the position of the minimum of $U_{ss}(f_0)$, which we hereafter denote as the yielding amplitude $f_y(J = 0.5) \simeq 0.2$.

Next, we consider fluctuations quantified through the cycle-to-cycle (stroboscopic) mean square displacement of the individual oscillators

$$MSD(n) \equiv N^{-1} \sum_i [x_i(n) - x_i(n-1)]^2. \quad (2)$$

In Fig. 2c, we plot the steady-state value of $MSD(n)$, denoted as MSD_{ss} (the approach to steady-state is discussed next), against f_0 . $MSD_{ss}(f_0)$ significantly grows from zero near the yielding amplitude $f_y(J = 0.5) \simeq 0.2$, an observation that mirrors the corresponding behavior of the particle diffusion coefficient in particle-based computer glasses [49, 52, 55–57]. The latter also reveal a clear signature of the yielding transition in transient (non-steady-state) dynamics, where the number of cycles required to reach steady-state grows significantly as the yielding transition is approached from both sides. To test

this in the mean-field model, we define $f_{\text{acc}} \equiv 4f_0n$ and extract the characteristic accumulated driving force f_{acc}^* needed to reach steady-state (see [Appendix](#)). $f_{\text{acc}}^*(f_0)$ is presented in Fig. 2d, revealing dynamic slowing-down as $f_{\text{acc}}^* \rightarrow f_y^\pm$, as in computer glasses.

Overall, Figs. 1-2 establish that the same mean-field model that properly predicts the non-phononic VDoS $\mathcal{D}_G(\omega)$ of glasses in the non-driven regime, undergoes an oscillatory yielding transition that closely resembles that of glassy systems in the driven regime, involving no additional free parameters. Next, we will use the model to shed additional light on the yielding transition. Specifically, we will explore the relations between the statistical-mechanical properties of configurations visited by a single system during the post-yielding driven dynamics and their non-driven counterparts, corresponding to ensemble averaging over quenched disorder. We will also study the effect of the strength of quenched disorder on the yielding transition and its relations to thermal annealing.

IV. Statistical-mechanical properties of configurations explored during post-yielding dynamics

Some earlier theoretical works suggested that the yielding transition is intrinsically related to the generation of configurational entropy [85–88]. That is, it has been suggested that upon yielding a large number of glassy configurations in the energy landscape become dynamically accessible. We can use the unifying nature of the mean-field model under discussion to push this line of thinking further and ask: do the statistical-mechanical properties of the minima explored by a driven system of finite size N in the post-yielding regime identify with the corresponding known properties of ensemble averages over realizations of the quenched disorder in the non-driven system?

To make this question and the procedure to address it as concrete and quantitative as possible, we consider the non-phononic VDoS $\mathcal{D}_G(\omega)$ and in particular its universal quartic tail $\mathcal{D}_G(\omega) \sim \omega^4$. For a moderate value of N , say $N = 8192$ (as used in Figs. 1-2), the vibrational spectrum of an energy minimum of the non-driven system of a single realization of the quenched disorder does not reveal the universal quartic tail $\mathcal{D}_G(\omega) \sim \omega^4$. This is demonstrated in Fig. 3a, where $\mathcal{D}_G(\omega, n=0)$ is plotted (here, $n=0$ corresponds to a non-driven, single realization of the quenched disorder with $J=0.5$). The reason for this is that the probability to find a low-frequency eigenmode in the ω^4 tail is very small. The statistically convergent power-law tail $\mathcal{D}_G(\omega) \sim \omega^4$, down to an N -dependent minimal vibrational frequency, is obtained only by averaging over a large enough ensemble of independent realizations of the quenched disorder. This is demonstrated in Fig. 3a by superposing $\mathcal{D}_G(\omega)$ obtained through $M=1000$ realizations of the quenched disorder, clearly revealing the universal quartic ω^4 tail.

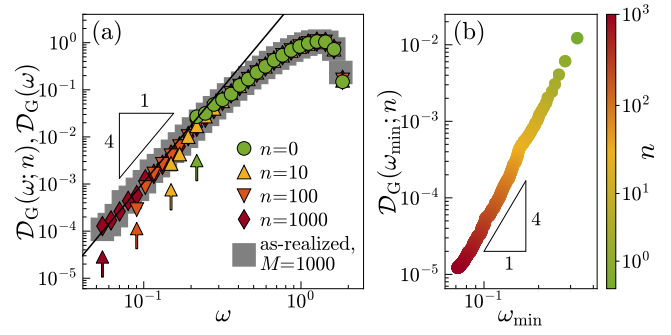


FIG. 3. (a) The non-phononic VDoS $\mathcal{D}_G(\omega) \sim \omega^4$ (see line and power-law triangle) obtained by averaging over $M=1000$ realizations (with $N=8192$) of the quenched disorder with $J=0.5$ (large gray squares) and by periodically driving a single realization with $f_0 = 0.28 > f_y(J=0.5)$ over sufficiently large number of cycles n (see legend). It is observed that $\mathcal{D}_G(\omega; n)$ entirely lacks the ω^4 tail initially ($n=0$) and that the latter progressively builds up with increasing n , see text for additional discussion. The arrows mark the edge of the vibrational spectrum per n . (b) The number density of the lowest 100 eigenfrequencies, denoted as $\mathcal{D}_G(\omega_{\min}; n)$, with increasing n (see color bar on the right, using the same color code of panel (a)). The progressive build up of the ω^4 tail is highlighted by the power-law triangle.

The question then, rephrasing the above-posed one, is whether driving a single realization with $f_0 > f_y$ for a sufficiently large number of cycles n would result in $\mathcal{D}_G(\omega, n)$ converging to $\mathcal{D}_G(\omega)$ at fixed N . That is, we ask whether a single system in the “chaotic” post-yielding regime is dynamically self-averaging, at least as far as the low-frequency tail of $\mathcal{D}_G(\omega)$ is concerned. In Fig. 3a, we superpose results for $\mathcal{D}_G(\omega, n)$ for increasing values of driving cycles n (see legend), demonstrating progressive convergence towards $\mathcal{D}_G(\omega) \sim \omega^4$. The upward pointing arrows indicate the edges of the resolved $\sim \omega^4$ tail, clearly demonstrating its systematic shift towards lower frequencies along the power-law tail with increasing n . To reiterate the point, we plot in Fig. 3b the number density of the lowest 100 eigenfrequencies, denoted by $\mathcal{D}_G(\omega_{\min}; n)$, which further highlights the progressive build up of the quartic tail with increasing n . These results demonstrate the equivalence of the two protocols in the present context.

V. Variable quenched disorder and thermal annealing

The analysis so far focused on a fixed strength of quenched disorder, characterized by $J=0.5$. Our next goal is to understand the dependence of the yielding transition under oscillatory driving forces on J . In glasses of fixed composition and interparticle interactions, the state of disorder can be varied through thermal annealing [58, 59, 89–95], resulting in self-generated positional — and consequently also interactional/mechanical — dis-

order. We discuss thermal annealing later, but first take advantage of the fact that in the dimensionless formulation of the model, quenched disorder is controlled by a single parameter J .

Based on a recent analysis of the non-driven model [80, 81], we expect small values of J (specifically smaller than $J=0.5$ used above) to give rise to energy landscapes that feature deep minima, with no easily accessible nearby minima. Hence, in the small J regime, we expect very little mechanical annealability and a “brittle-like” behavior [58, 59]. The latter should manifest itself in the absence of a continuous yielding transition even at larger values of f_0 . Alternatively, for $J > 0.5$, we expect to observe an increasing degree of mechanical annealability and a “ductile-like” yielding transition (already established above for $J=0.5$).

In testing these expectations, one should bear in mind that while under thermal annealing the typical energy scale remains the same (inherited from interparticle interactions), this is not the case upon varying J in the model. To stress this point, we plot in the inset of Fig. 4a the variation of the average energy U_0 of the non-driven model with J , revealing a variation of $U_0(J)$ by 4 orders of magnitude, when J is varied by an order of magnitude. Consequently, in the oscillatory driven case to be considered, we focus on the energy difference ΔU_{ss} relative to the minimal steady-state energy as a function of f_0 . The results for $\Delta U_{ss}(f_0)$ are presented in Fig. 4a, for $J=0.1-1.1$ (see legend in Fig. 4b).

An immediate observation in Fig. 4a is that the yielding amplitude $f_y(J)$ is an increasing function of J . While we do not discuss here theoretical considerations that may predict this dependence (and in fact indicate a stronger than linear dependence), we replot the results as $\Delta U_{ss}(f_0/J)$ in Fig. 4b. The latter supports the expectations stated above that the degree of mechanical annealability is largest for $J=1.1$ (the largest J used) and that it decreases with decreasing J until a “brittle-like” behavior with no yielding is observed for $J \leq 0.3$. These findings are qualitatively similar to the corresponding phenomenology observed as a function of the degree of thermal annealing [53, 56, 58–60].

It has been shown that under a variable degree of thermal annealing, a glass is sensitive to the initial state of disorder for $f_0 < f_y$, but is independent of it for $f_0 \geq f_y$ [53, 56, 58–60]. Indeed, the different $\Delta U_{ss}(f_0/J)$ curves in Fig. 4b nearly collapse sufficiently above yielding, yet the variability with J does not allow to directly map the effect of quenched disorder to that of thermal annealing. Consequently, and while we do not extensively discuss here thermal dynamics of the model, we thermalized it and generated zero temperature initial states at different degrees of thermal annealing. The latter are quantified by the “parent temperature” T_p from which zero temperature states are quenched (see [Appendix](#)). In Fig. 4c, we present $U_{ss}(f_0)$ for 4 values of T_p , obtained by subjecting the thermally annealed states to oscillatory mechanical driving. The pre-yielding dependence

on thermal annealing and its disappearance in the post-yielding regime are observed. Note, though, that for the range of thermal annealing considered here (see [Appendix](#)), a “brittle-like” behavior is not observed.

VI. Memory formation

Glasses are known to reveal rather intriguing memory effects related to their underlying complex landscapes (see, e.g., [12, 13] for recent reviews). Our goal here is to demonstrate that the mean-field model of Eq. (1) reveals mechanical memory effects, further strengthening the model’s “glassiness”. Specifically, we set $J = 0.5$ (for which $f_y \simeq 0.2$) and follow a procedure known as *parallel read* [78]. In this protocol, the system is first trained at a specific amplitude f_{tr} over n_{tr} training cycles. Then, identical copies of the trained system are subjected to a single “read cycle” at an amplitude f_{read} . Memory is quantified through the MSD between configurations before and after a read cycle, i.e., through $MSD_{read} \equiv N^{-1} \sum_i [x_i(f_{read}) - x_i(f_{tr}, n_{tr})]^2$.

For $f_{tr} < f_y$ and a large enough n_{tr} , we expect a memory of the amplitude f_{tr} to be stored in the system and robustly extracted from it. This is indeed demonstrated in Fig. 5a, where we plot $MSD_{read}(f_{read})$ for $f_{tr} = 0.08 < f_y \simeq 0.2$, manifested in a strong suppression of $MSD_{read}(f_{read})$ for $f_{read} \leq f_{tr}$ and a sharp transition at $f_{read} = f_{tr}$. A similar pre-yielding behavior is observed for $f_{tr} = 0.18 < f_y \simeq 0.2$ in Fig. 5b.

For $f_{tr} > f_y$ and a large enough n_{tr} , we expect a single reading cycle in the range $f_{read} < f_y$ to lead to a non-negligible MSD_{read} , significantly larger than the corresponding MSD_{read} in Figs. 5a-b, in view of the accessibility of a large number on different configurations in the post-yielding regime. Yet, it is a priori unclear whether a signature of the training amplitude $f_{tr} > f_y$ is entirely washed out as f_{read} is further increased or not. In fact, some systems revealed the latter behavior [71–74, 76, 79] and others the former [78].

In Figs. 5c-d, we present results for the parallel read protocol with $f_{tr} = 0.28, 0.36 > f_y \simeq 0.2$, respectively. First, it is observed — as anticipated — that MSD_{read} is indeed significantly larger than its counterpart in Figs. 5a-b for $f_{read} < f_y$. Moreover, MSD_{read} appears to reach an f_{tr} -dependent plateau for $f_{read} \simeq f_y$. However, a deviation from the plateau is observed at $f_{read} \simeq f_{tr}$ (marked by the vertical dashed line), indicating that some memory of the training amplitude remains encoded in the system also in the post-yielding regime.

VII. Discussion

In this work, we studied a mean-field model of glasses under oscillatory driving forces. In the non-driven regime, the model has been recently shown to correctly predict the low-frequency properties of the non-

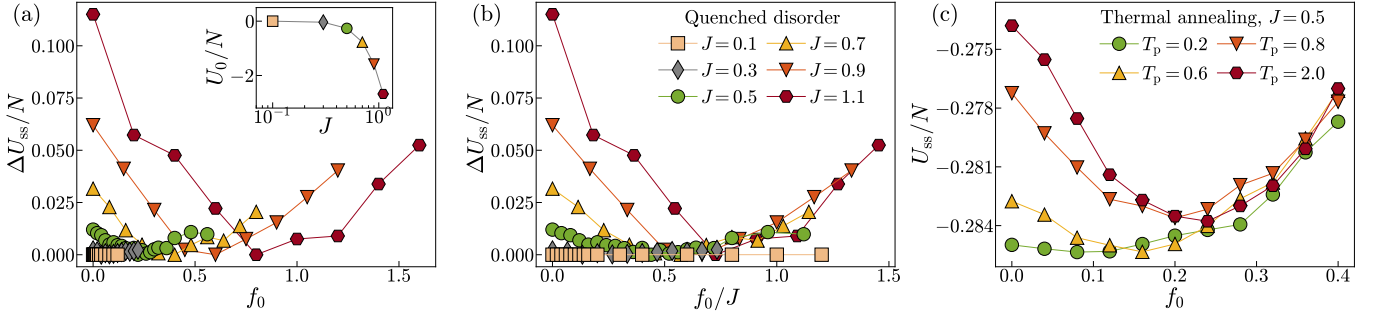


FIG. 4. (a) $\Delta U_{ss}(f_0)$, similarly to Fig. 2a but for various levels of quenched disorder quantified by J (see legend in panel (b)). Here, $\Delta U_{ss}(f_0)$ is measured relative to the minimum of $U_{ss}(f_0)$ per J , with $N=4096$ and $M=16$. (inset) The energy U_0 of the non-driven system vs. J . (b) The same as panel (a), but vs. f_0/J , see text for discussion. (c) $\Delta U_{ss}(f_0)$ for thermally annealed states quantified by the “parent temperature” T_p , see text for discussion and [Appendix](#) for technical details.

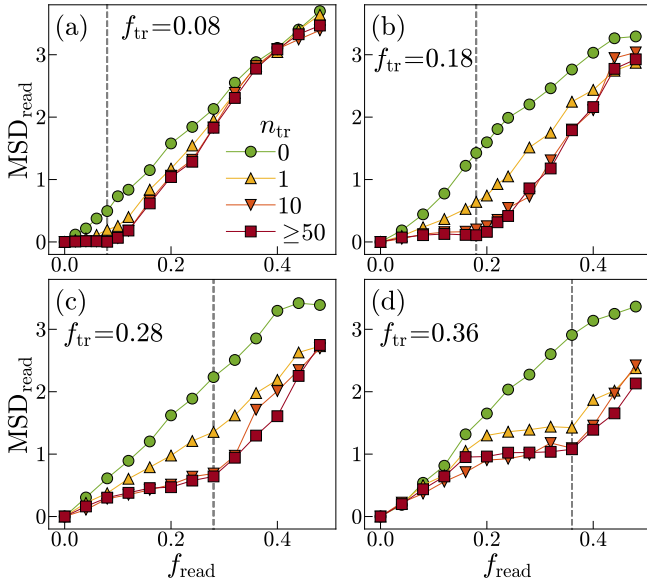


FIG. 5. The parallel read protocol, demonstrating memory formation in the mean-field model. $MSD_{read}(f_{read})$ is plotted for various training cycles n_{tr} (see legend in panel (a)) and 4 different training amplitudes (marked by the vertical dashed line), (a) $f_{tr} = 0.08$, (b) $f_{tr} = 0.18$, (c) $f_{tr} = 0.28$ and (d) $f_{tr} = 0.36$. See text for definitions and discussion.

phononic vibrational density of states $\mathcal{D}_G(\omega)$ of computer and laboratory glasses, including its universal quartic tail, the boson peak and the localization of vibrational modes [30, 80, 81]. We showed that in the periodically driven regime, the model undergoes a yielding transition as a function of the amplitude of the oscillatory force, revealing a wide range of dynamical behaviors that closely mirror observations in particle-based glasses. We also demonstrated mechanical memory formation, similarly to glasses. Our analysis treats the model as a predictive theory in the sense that no additional free parameters are introduced relative to the non-driven version. Overall, the results indicate that the model naturally unifies a broad range glassy phenomena, linked to the underlying

complex energy landscape.

The model is formulated as a Hamiltonian describing a collection of random-stiffness anharmonic oscillators, which represent mesoscopic parts of a glass that are coupled through disordered interactions, corresponding to long-range glass elasticity. The mesoscopic degrees of freedom of the model are the oscillators’ scalar displacements, and once the distribution of the oscillators’ stiffnesses is fixed, the model features a single parameter — the strength J of interactional quenched disorder. The power of the developed approach is its simplicity and the potential identification of the minimal physical ingredients that give rise to glassiness. The latter features and the success of the model in predicting a broad range glassy phenomena open several venues of research.

The model offers a framework for gaining deeper insights into the yielding transition under periodic driving. One example has been provided in Fig. 3, where the universal quartic tail of the non-phononic VDoS, $\mathcal{D}_G(\omega) \sim \omega^4$, has been shown to be recovered by the “chaotic” post-yielding dynamics of a single realization of the quenched disorder. Future work should also explore other aspects of the yielding transition such as the statistics of plastic rearrangements (driven transitions between different minima of the energy landscape) and their localization properties. In an even broader context, and in view of the unifying nature of the model and the preliminary thermal annealing results presented in Fig. 4c, it would be interesting to go beyond mechanical driving and explore thermal dynamics of the model. The mean-field nature of the approach may also open the way for analytic treatments, similarly to the exact solution obtained using the replica method in the non-driven regime in a certain range of the model’s phase diagram [81].

ACKNOWLEDGMENTS

E.B. acknowledges support from the Israel Science Foundation (ISF Grant No. 403/24), the Ben May Center for Chemical Theory and Computation and the Harold Perlman Family. M.S. acknowledges support from the International Joint Graduate Program in Earth and Environmental Sciences. Part of the computations were performed using supercomputing resources at the Cyber-science Center, Tohoku University.

Appendix A: Numerical implementation of the model and additional details

The mean-field model we studied is formulated through the Hamiltonian H defined in Eq. (1), where the parameters and nondimensionalization procedure are also discussed. In most of the results reported in the manuscript (specifically, in Figs. 1-3, 4a-b and 5 therein), samples were prepared by performing energy minimization in the absence of an applied force, $f(t)=0$, starting from random oscillator configurations where each x_i is drawn from a uniform distribution over $[-\epsilon/2, \epsilon/2]$ with $\epsilon=10^{-2}$, independently of J . We verified that $\langle x^2 \rangle \gg \epsilon^2$ after minimization (for all J values employed), demonstrating that the value of ϵ used does not affect the results. The system size was $N=8192$ for the results presented in Figs. 1-3, 5 and $N=4096$ for those presented in Fig. 4. We prepared $M \geq 20$ independent realizations of quenched disorder for Figs. 1-2, 5, and $M=16$ realizations for Figs. 4a-b. We prepared $M=1$ realizations for the driven minimization presented in Figs. 3a-b, and $M=1000$ realizations for the “as-realized” data presented in Fig. 3a.

1. The oscillatory driving force

We have carried out oscillatory driving simulations in the athermal quasi-static (AQS) limit, starting from initial zero-force configurations (whose preparation protocol is detailed above). We increased the applied force $f(t)$ by small increments Δf and performed energy minimization using the conjugate-gradient method after each increment. The force increment Δf was selected depending on the value of J to keep the ratio $\Delta f/J$ at most 2×10^{-3} . The values of Δf per J are provided in Table I. The driving was applied in the sequence $0 \rightarrow f_0 \rightarrow 0 \rightarrow -f_0 \rightarrow \dots$ and persisted until the potential energy $U \equiv H + f \sum_i x_i$ and mean-squared-displacement $\text{MSD}(n) \equiv N^{-1} \sum_i [x_i(n) - x_i(n-1)]^2$ reached steady-states, where $U(n)$ and $\text{MSD}(n)$ were calculated at the end of each cycle as functions of the number of driving cycles n . Unless otherwise noted, all reported data points result from averaging over M independent realizations, and for steady-state macroscopic quantities, data points are also averaged over ≥ 10 steady-state cycles.

TABLE I. Numerical force increment $\Delta f(J)$

Interaction strength	Force increment
J	Δf
0.1	5×10^{-5}
0.3	2×10^{-4}
0.5	1×10^{-3}
0.7	1×10^{-3}
0.9	1.5×10^{-3}
1.1	2×10^{-3}

2. Screening multiperiodic steady-state trajectories

At driving amplitudes f_0 close to the yielding amplitude f_y , the mean-field model can settle into one-periodic, multiperiodic or non-periodic steady-states. Figures A1a-c display these representative stroboscopic trajectories in terms of $\text{MSD}(n)$. One- and multiperiodic steady-states form closed loop trajectories, but in the latter the periodicity is a multiple integer of the driving period which results in a finite value of MSD_{ss} [50, 51, 96–98]. Consequently, averaging over an ensemble containing many such trajectories could slightly obscure the emergence of non-periodic steady-states in our analysis. This is not the case in particulate glasses where the particle diffusion is measured, to which multiperiodic trajectories do not contribute. Consequently, in the MSD_{ss} results presented in Fig. 2b, we screened multiperiodic trajectories. For completeness, we present in Fig. A1d both the “multiperiodicity screened” data of Fig. 2b and the corresponding unscreened data. It is observed, as expected, that differences exist only near f_y .

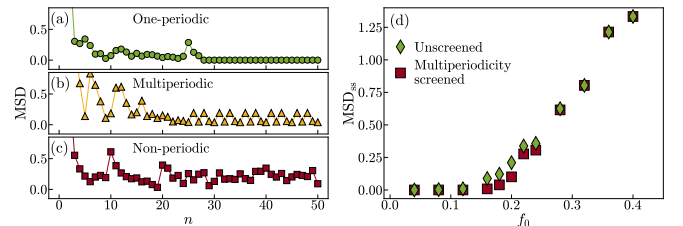


FIG. A1. (a) One-periodic, (b) multiperiodic, and (c) non-periodic steady-states observed in $J = 0.5$ (and $N = 8192$) systems driven at $f_0 = 0.18$, presented in terms of $\text{MSD}(n)$. (d) The steady-state mean-squared-displacement MSD_{ss} as a function of the driving amplitude f_0 , plotted here for the unscreened (green diamonds) and multiperiodicity screened (brown-red squares) values. See text for definitions and discussion.

3. Extraction of the characteristic accumulated driving force

In Fig. 2d, we report on the characteristic accumulated driving force f_{acc}^* needed to reach a steady-state as a function of f_0 . Here, we provide detail of the extraction procedure, which was performed as follows: we first plot

the stroboscopic trajectories of the potential energy per oscillator $U(n)/N$, and then fit a stretched exponential function of the form $U_{ss} + \Delta U \exp[-(f_{acc}/f_{acc}^*)^{1/2}]$, where $f_{acc} \equiv 4f_0 n$. Figures A2a-b demonstrate this procedure, where the symbols are the data points and the solid lines are the fitted curves. We fixed U_{ss} and ΔU , and extracted f_{acc}^* as the sole fitting parameter, which is reported in Fig. 2d.

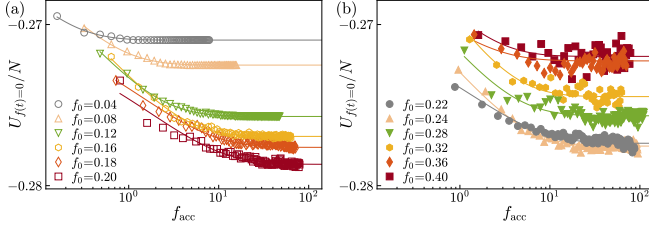


FIG. A2. (a) The energy per oscillator $U_{f(t)=0}/N$ at the end of each cycle vs. the number of cycles n for $f_0 \leq 0.2$ (markers) and fitted to a stretched exponential function (solid lines, see text), plotted for $J=0.5$ and $N=8192$ systems. (b) Same as (a), but for $f_0 > 0.2$.

4. Undisplaced full-cycle trajectories

In Figs. 1a-b, we presented the energy of the system vs. the periodic driving in steady-state at various driving amplitudes, for both the mean-field model (panel (a)) and computer glasses (panel (b), details about the latter are provided below in Sect. B). As mentioned therein, the curves are displaced vertically for visual clarity, but maintain their order. For completeness, we present in Figs. A3a-b the undisplaced curves.

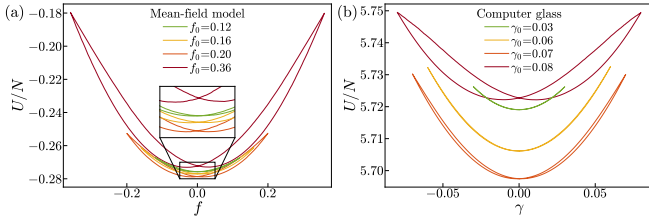


FIG. A3. The same data as in Figs. 1a-b, but without the vertical displacement used therein for visual clarity. In panel (a), we also present a zoom in on the small force portion of each curve.

Appendix B: Computer glasses

In Fig. 1 (right column panels), we present results on computer glasses subjected to oscillatory shear, highlighting the similarities to the model observations (presented on the left column panels). Here, for completeness, we provide technical details about these computer glasses, which are extensively used in the literature (see, for example, [99]). We employed a generic glass-forming

model in 3D, which consists of a 50:50 binary mixture of $N = 16,000$ “large” and “small” particles of equal mass m enclosed in a cubic box of linear size L . The particles interact via a radially symmetric purely repulsive inverse power-law pairwise potentials, given by

$$\varphi(r_{ij}) = \begin{cases} \varepsilon \left[\left(\frac{\lambda_{ij}}{r_{ij}} \right)^n + \sum_{l=0}^q \left(\frac{r_{ij}}{\lambda_{ij}} \right)^{2l} \right], & \frac{r_{ij}}{\lambda_{ij}} \leq x_c \\ 0, & \frac{r_{ij}}{\lambda_{ij}} > x_c \end{cases}, \quad (\text{B1})$$

where r_{ij} is the distance between the i th and j th particles, ε is an energy scale, and x_c is the dimensionless distance for which φ vanishes continuously up to q derivatives. Distances are measured in terms of the interaction lengthscale λ between two “small” particles, and the rest are chosen to be $\lambda_{ij} = 1.18\lambda$ for one “small” and one “large” particle, and $\lambda_{ij} = 1.4\lambda$ for two “large” particles. The coefficients c_{2l} are chosen such that φ vanishes continuously up to q derivatives, viz.

$$c_{2l} = \frac{(-1)^{l+1}}{(2q-2l)!!(2l)!!} \frac{(n+2q)!!}{(n-2)!!(n+2l)!!} x_c^{-(n+2l)}. \quad (\text{B2})$$

We choose the parameters $x_c = 1.48$, $n = 10$, and $q = 3$. The density was set to be $N/V = 0.82\lambda^{-3}$, where $V \equiv L^3$ is the volume. Temperatures are expressed in terms of ε/k_B , with k_B being the Boltzmann constant, and time in terms of $\sqrt{m\lambda^2/\varepsilon}$. This system undergoes a computer glass transition at $T_g \approx 0.5$ [99].

For Fig. 1, we prepared $M \geq 50$ samples by performing a continuous quench down to zero temperature at a cooling rate $\dot{T} = 3 \times 10^{-3}$, starting from equilibrium configurations at $T = 1.0$. Oscillatory shear AQS deformation is applied as follows; starting from a shear-free configuration, each driving step imposes a uniform shear of $\Delta\gamma = 2 \times 10^{-4}$, followed by energy minimization via the conjugate gradient method. All simulations were performed under Lees-Edwards periodic boundary conditions. The driving was applied through the sequence of $0 \rightarrow \gamma_0 \rightarrow 0 \rightarrow -\gamma_0 \rightarrow \dots$, and was continued until the potential energy $U \equiv \sum_{i<j} \varphi(r_{ij})$, measured at the end of each cycle, reached a steady-state.

Appendix C: Thermal annealing

Most of the analysis in this work is devoted to applying mechanical driving to mean-field model states (minima of the Hamiltonian H) obtained from realizations of the quenched disorder. Yet, in Fig. 4c, we present results obtained by mechanically driving thermally annealed mean-field model states. Here, we briefly explained how the latter have been obtained.

We considered the following overdamped Langevin dynamics

$$\gamma \frac{dx_i}{dt} = -\frac{\partial H}{\partial x_i} + \sqrt{2k_B T \gamma} \zeta_i(t), \quad (\text{C1})$$

where H is defined in Eq. (1), k_B is the Boltzmann constant as above, γ is a damping coefficient, $\zeta_i(t)$ is a stationary Gaussian process with $\langle \zeta_i(t) \rangle = 0$ and $\langle \zeta_i(t)\zeta_j(t') \rangle = \delta_{ij}\delta(t-t')$, where δ_{ij} is Kronecker's delta, and Roman indices label different oscillators. The external field $f(t)$ is set to zero during the thermal calculations. Temperatures are measured in terms of $\kappa_0^2/k_B A$, and time in terms of γ/κ_0 . We numerically integrate Eq. (C1) by considering a small time increment $\Delta t = 10^{-2}$. This step size is chosen based on several preliminary $J=0.5$ simulations at $T=3.0$ in which integrations were performed at systematically varied Δt , ranging from 10^{-1} to 10^{-4} , until the $N = 4096$ samples reached statistically stationary states. The changes in the resulting steady-states are negligible below $\Delta t = 3 \times 10^{-2}$, and hence we choose $\Delta t = 10^{-2}$.

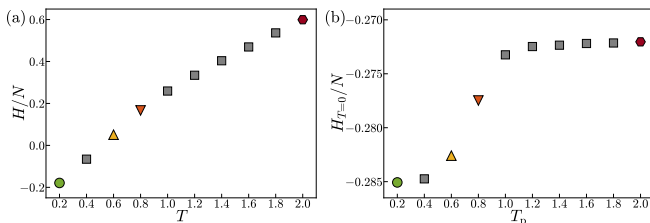


FIG. A4. (a) The energy per oscillator H/N computed at different temperatures T just before the final instantaneous quench to zero temperature. (b) The energy after a quench to zero temperature, $H_{T=0}/N$, plotted against the parent temperature T_p (the temperature T appearing on panel (a) from which the system was quenched to $T=0$). Colored symbols indicate the samples subjected to oscillatory driving, using the same symbols and colors as in Fig. 4c.

Thermally annealed initial zero-force configurations were prepared through the following protocol: systems are initially driven to statistically stationary states at $T = 2.0$, characterized by the time-translational invariance of macroscopic observables. We then subject the samples to an instantaneous quench to the “parent temperature” $T_p < 2.0$, and continue the simulation for a duration of 10^5 time units (i.e., 10^7 time steps) for $T_p < 1.0$, and for a duration of 10^3 for $T_p \geq 1.0$. Finally, we quench all samples to zero temperature by performing energy minimization using the conjugate gradient method. To obtain the results presented in Fig. 4c, $M = 16$ independent quenched disorder realizations with $N = 4096$ were prepared for $0.2 \leq T_p \leq 2.0$. From those, we subjected samples annealed at $T_p = 0.2$, $T_p = 0.6$, $T_p = 0.8$, and $T_p = 2.0$ to oscillatory driving, the results of which are reported on in Fig. 4c.

In Fig. A4a, we present H/N computed at different temperatures T just before the final instantaneous quench to zero temperature. The energy after the quench, denoted as $H_{T=0}/N$, is plotted in Fig. A4b against T_p , where the latter corresponds to T of panel (a) to which instantaneous $T = 0$ quenches are applied. It is important to note that we employed a simple, well-defined thermalization procedure, which does not guarantee reaching equilibrium at the full range of temperatures considered for the simulation times used. This issue is interesting on its own and should be studied separately.

-
- [1] M. Goldstein, Viscous liquids and the glass transition: A potential energy barrier picture, *J. Chem. Phys.* **51**, 3728 (1969).
 - [2] P. G. Debenedetti and F. H. Stillinger, Supercooled liquids and the glass transition, *Nature* **410**, 259 (2001).
 - [3] M. D. Ediger and P. Harrowell, Perspective: Supercooled liquids and glasses, *J. Chem. Phys.* **137**, 080901 (2012).
 - [4] A. Cavagna, Supercooled liquids for pedestrians, *Phys. Rep.* **476**, 51 (2009).
 - [5] R. C. Zeller and R. O. Pohl, Thermal conductivity and specific heat of noncrystalline solids, *Phys. Rev. B* **4**, 2029 (1971).
 - [6] W. A. Phillips, *Amorphous solids: Low-temperature properties*, 1981st ed., edited by W. A. Phillips (Springer, Berlin, Germany, 1981).
 - [7] R. O. Pohl, X. Liu, and E. Thompson, Low-temperature thermal conductivity and acoustic attenuation in amorphous solids, *Rev. Mod. Phys.* **74**, 991 (2002).
 - [8] M. Utz, P. G. Debenedetti, and F. H. Stillinger, Atomistic simulation of aging and rejuvenation in glasses, *Phys. Rev. Lett.* **84**, 1471 (2000).
 - [9] V. Viasnoff and F. Lequeux, Rejuvenation and overaging in a colloidal glass under shear, *Phys. Rev. Lett.* **89**, 065701 (2002).
 - [10] D. J. Lacks and M. J. Osborne, Energy landscape picture of overaging and rejuvenation in a sheared glass, *Phys. Rev. Lett.* **93**, 255501 (2004).
 - [11] L. Berthier, G. Biroli, L. Manning, and F. Zamponi, Yielding and plasticity in amorphous solids, *Nat. Rev. Phys.* (2025).
 - [12] N. C. Keim, J. D. Paulsen, Z. Zeravcic, S. Sastry, and S. R. Nagel, Memory formation in matter, *Rev. Mod. Phys.* **91**, 035002 (2019).
 - [13] J. D. Paulsen and N. C. Keim, Mechanical memories in solids, from disorder to design, *Annu. Rev. Condens. Matter Phys.* **16**, 61 (2025).
 - [14] P. K. Gupta and W. Kob, Basis glass states: New insights from the potential energy landscape, *J. Non-Cryst. Solids: X* **3**, 100031 (2019).
 - [15] M. I. Ojovan and W. E. Lee, Glassy wasteforms for nuclear waste immobilization, *Metall. Mater. Trans. A* **42**, 837 (2011).
 - [16] R. E. Simpson, P. Fons, A. V. Kolobov, T. Fukaya, M. Krbal, T. Yagi, and J. Tominaga, Interfacial phase-change memory, *Nat. Nanotechnol.* **6**, 501 (2011).
 - [17] J. R. Jones, Review of bioactive glass: from hench to hybrids, *Acta Biomater.* **9**, 4457 (2013).
 - [18] U. Buchenau, Neutron and x-ray scattering from glasses,

- AIP Conf. Proc. **489**, 3–23 (1999).
- [19] B. S. Hudson, Vibrational spectroscopy using inelastic neutron scattering: Overview and outlook, *Vib. Spectrosc.* **42**, 25 (2006).
 - [20] U. Buchenau, Y. M. Galperin, V. L. Gurevich, and H. R. Schober, Anharmonic potentials and vibrational localization in glasses, *Phys. Rev. B* **43**, 5039 (1991).
 - [21] V. Gurarie and J. T. Chalker, Bosonic excitations in random media, *Phys. Rev. B* **68**, 134207 (2003).
 - [22] V. L. Gurevich, D. A. Parshin, and H. R. Schober, Anharmonicity, vibrational instability, and the boson peak in glasses, *Phys. Rev. B* **67**, 094203 (2003).
 - [23] D. A. Parshin, H. R. Schober, and V. L. Gurevich, Vibrational instability, two-level systems, and the boson peak in glasses, *Phys. Rev. B* **76**, 064206 (2007).
 - [24] E. Lerner, G. Düring, and E. Bouchbinder, Statistics and properties of low-frequency vibrational modes in structural glasses, *Phys. Rev. Lett.* **117**, 035501 (2016).
 - [25] H. Mizuno, H. Shiba, and A. Ikeda, Continuum limit of the vibrational properties of amorphous solids, *Proc. Natl. Acad. Sci. U. S. A.* **114**, E9767 (2017).
 - [26] E. Lerner and E. Bouchbinder, Low-energy quasilocalized excitations in structural glasses, *J. Chem. Phys.* **155**, 200901 (2021).
 - [27] A. Moriel, E. Lerner, and E. Bouchbinder, Experimental evidence for the ω^4 tail of the nonphononic spectra of glasses, *J. Appl. Phys.* **136**, 225105 (2024).
 - [28] A. Kalampounias, S. Yannopoulos, and G. Papatheodorou, A low-frequency raman study of glassy, supercooled and molten silica and the preservation of the boson peak in the equilibrium liquid state, *J. Non-Cryst. Solids* **352**, 4619 (2006).
 - [29] S. Yannopoulos, K. Andrikopoulos, and G. Ruocco, On the analysis of the vibrational boson peak and low-energy excitations in glasses, *J. Non-Cryst. Solids* **352**, 4541 (2006).
 - [30] A. Moriel, E. Lerner, and E. Bouchbinder, Boson peak in the vibrational spectra of glasses, *Phys. Rev. Res.* **6**, 023053 (2024).
 - [31] V. Malinovsky and A. Sokolov, The nature of boson peak in raman scattering in glasses, *Solid State Commun.* **57**, 757 (1986).
 - [32] M. A. Ramos, S. Vieira, F. J. Bermejo, J. Dawidowski, H. E. Fischer, H. Schober, M. A. González, C. K. Loong, and D. L. Price, Quantitative assessment of the effects of orientational and positional disorder on glassy dynamics, *Phys. Rev. Lett.* **78**, 82 (1997).
 - [33] A. Wischnewski, U. Buchenau, A. J. Dianoux, W. A. Kamitakahara, and J. L. Z. and, Neutron scattering analysis of low-frequency modes in silica, *Philos. Mag. B* **77**, 579 (1998).
 - [34] N. Surovtsev, A. Shebanin, and M. Ramos, Density of states and light-vibration coupling coefficient in B_2O_3 glasses with different thermal history, *Phys. Rev. B* **67**, 024203 (2003).
 - [35] G. Parisi, On the origin of the boson peak, *J. Phys. Condens. Matter* **15**, S765 (2003).
 - [36] M. Wyart, S. R. Nagel, and T. A. Witten, Geometric origin of excess low-frequency vibrational modes in weakly connected amorphous solids, *Europhys. Lett.* **72**, 486 (2005).
 - [37] A. Monaco, A. Chumakov, Y.-Z. Yue, G. Monaco, L. Comez, D. Fioretto, W. Crichton, and R. Rüffer, Density of vibrational states of a hyperquenched glass, *Phys. Rev. Lett.* **96**, 205502 (2006).
 - [38] G. Baldi, A. Fontana, and G. Monaco, Vibrational dynamics of non-crystalline solids, in *Low-Temperature Thermal and Vibrational Properties of Disordered Solids: A Half-Century of Universal “Anomalies” of Glasses* (World Scientific, 2023) pp. 177–226.
 - [39] A. Marruzzo, W. Schirmacher, A. Fratallocchi, and G. Ruocco, Heterogeneous shear elasticity of glasses: the origin of the boson peak, *Sci. Rep.* **3**, 1407 (2013).
 - [40] E. DeGiuli, A. Laversanne-Finot, G. Düring, E. Lerner, and M. Wyart, Effects of coordination and pressure on sound attenuation, boson peak and elasticity in amorphous solids, *Soft Matter* **10**, 5628 (2014).
 - [41] M. González-Jiménez, T. Barnard, B. A. Russell, N. V. Tukachev, U. Javornik, L.-A. Hayes, A. J. Farrell, S. Guinane, H. M. Senn, A. J. Smith, M. Wilding, G. Mali, M. Nakano, Y. Miyazaki, P. McMillan, G. C. Sosso, and K. Wynne, Understanding the emergence of the boson peak in molecular glasses, *Nat. Commun.* **14**, 215 (2023).
 - [42] D. L. Malandro and D. J. Lacks, Relationships of shear-induced changes in the potential energy landscape to the mechanical properties of ductile glasses, *J. Chem. Phys.* **110**, 4593 (1999).
 - [43] C. Maloney and A. Lemaître, Universal breakdown of elasticity at the onset of material failure, *Phys. Rev. Lett.* **93**, 195501 (2004).
 - [44] A. Tanguy, B. Mantsi, and M. Tsamados, Vibrational modes as a predictor for plasticity in a model glass, *Europhys. Lett.* **90**, 16004 (2010).
 - [45] M. L. Manning and A. J. Liu, Vibrational modes identify soft spots in a sheared disordered packing, *Phys. Rev. Lett.* **107**, 108302 (2011).
 - [46] J. Ding, S. Patinet, M. L. Falk, Y. Cheng, and E. Ma, Soft spots and their structural signature in a metallic glass, *Proc. Natl. Acad. Sci. U. S. A.* **111**, 14052 (2014).
 - [47] E. Lerner, Micromechanics of nonlinear plastic modes, *Phys. Rev. E* **93**, 053004 (2016).
 - [48] D. Richard, M. Ozawa, S. Patinet, E. Stanifer, B. Shang, S. A. Ridout, B. Xu, G. Zhang, P. K. Morse, J.-L. Barrat, L. Berthier, M. L. Falk, P. Guan, A. J. Liu, K. Martens, S. Sastry, D. Vandembroucq, E. Lerner, and M. L. Manning, Predicting plasticity in disordered solids from structural indicators, *Phys. Rev. Mater.* **4**, 113609 (2020).
 - [49] D. Fiocco, G. Foffi, and S. Sastry, Oscillatory athermal quasistatic deformation of a model glass, *Phys. Rev. E* **88**, 020301 (2013).
 - [50] I. Regev, T. Lookman, and C. Reichhardt, Onset of irreversibility and chaos in amorphous solids under periodic shear, *Phys. Rev. E* **88**, 062401 (2013).
 - [51] I. Regev, J. Weber, C. Reichhardt, K. A. Dahmen, and T. Lookman, Reversibility and criticality in amorphous solids, *Nat. Commun.* **6**, 8805 (2015).
 - [52] T. Kawasaki and L. Berthier, Macroscopic yielding in jammed solids is accompanied by a nonequilibrium first-order transition in particle trajectories, *Phys. Rev. E* **94**, 022615 (2016).
 - [53] P. Leishangthem, A. D. S. Parmar, and S. Sastry, The yielding transition in amorphous solids under oscillatory shear deformation, *Nat. Commun.* **8**, 14653 (2017).
 - [54] Y. Jin, P. Urbani, F. Zamponi, and H. Yoshino, A stability-reversibility map unifies elasticity, plasticity, yielding, and jamming in hard sphere glasses, *Sci. Adv.* **4**, eaat6387 (2018).

- [55] A. D. S. Parmar, S. Kumar, and S. Sastry, Strain localization above the yielding point in cyclically deformed glasses, *Phys. Rev. X* **9**, 021018 (2019).
- [56] E. Schinasi-Lemberg and I. Regev, Annealing and rejuvenation in a two-dimensional model amorphous solid under oscillatory shear, *Phys. Rev. E* **101**, 012603 (2020).
- [57] P. Das, H. A. Vinutha, and S. Sastry, Unified phase diagram of reversible-irreversible, jamming, and yielding transitions in cyclically sheared soft-sphere packings, *Proc. Natl. Acad. Sci. U. S. A.* **117**, 10203 (2020).
- [58] W.-T. Yeh, M. Ozawa, K. Miyazaki, T. Kawasaki, and L. Berthier, Glass stability changes the nature of yielding under oscillatory shear, *Phys. Rev. Lett.* **124**, 225502 (2020).
- [59] H. Bhaumik, G. Foffi, and S. Sastry, The role of annealing in determining the yielding behavior of glasses under cyclic shear deformation, *Proc. Natl. Acad. Sci. U. S. A.* **118**, e2100227118 (2021).
- [60] Y. Goswami, G. V. Shivashankar, and S. Sastry, Yielding behaviour of active particles in bulk and in confinement, *Nat. Phys.* **21**, 817 (2025).
- [61] C. Liu, E. E. Ferrero, E. A. Jagla, K. Martens, A. Rosso, and L. Talon, The fate of shear-oscillated amorphous solids, *J. Chem. Phys.* **156**, 104902 (2022).
- [62] J. T. Parley, S. Sastry, and P. Sollich, Mean-field theory of yielding under oscillatory shear, *Phys. Rev. Lett.* **128**, 198001 (2022).
- [63] J. O. Cochran, G. L. Callaghan, M. J. G. Caven, and S. M. Fielding, Slow fatigue and highly delayed yielding via shear banding in oscillatory shear, *Phys. Rev. Lett.* **132**, 168202 (2024).
- [64] E. D. Knowlton, D. J. Pine, and L. Cipelletti, A microscopic view of the yielding transition in concentrated emulsions, *Soft Matter* **10**, 6931 (2014).
- [65] K. Hima Nagamanasa, S. Gokhale, A. K. Sood, and R. Ganapathy, Experimental signatures of a nonequilibrium phase transition governing the yielding of a soft glass, *Phys. Rev. E* **89**, 062308 (2014).
- [66] A. Ghosh, J. Radhakrishnan, P. M. Chaikin, D. Levine, and S. Ghosh, Coupled dynamical phase transitions in driven disk packings, *Phys. Rev. Lett.* **129**, 188002 (2022).
- [67] K. van der Vaart, Y. Rahmani, R. Zargar, Z. Hu, D. Bonn, and P. Schall, Rheology of concentrated soft and hard-sphere suspensions, *J. Rheol.* **57**, 1195 (2013).
- [68] D. V. Denisov, M. T. Dang, B. Struth, A. Zacccone, G. H. Wegdam, and P. Schall, Sharp symmetry-change marks the mechanical failure transition of glasses, *Sci. Rep.* **5**, 14359 (2015).
- [69] A. Ghosh, Z. Budrikis, V. Chikkadi, A. L. Sellerio, S. Zapperi, and P. Schall, Direct observation of percolation in the yielding transition of colloidal glasses, *Phys. Rev. Lett.* **118**, 148001 (2017).
- [70] S. Aime, D. Truzzolillo, D. Pine, L. Ramos, and L. Cipelletti, A unified state diagram for the yielding transition of soft colloids, *Nat. Phys.* **19**, 1673 (2022).
- [71] N. C. Keim, J. D. Paulsen, and S. R. Nagel, Multiple transient memories in sheared suspensions: robustness, structure, and routes to plasticity, *Phys. Rev. E* **88**, 032306 (2013).
- [72] F. Arceri, E. I. Corwin, and V. F. Hagh, Marginal stability in memory training of jammed solids, *Phys. Rev. E* **104**, 044907 (2021).
- [73] S. Mukherji, N. Kandula, A. K. Sood, and R. Ganapathy, Strength of mechanical memories is maximal at the yield point of a soft glass, *Phys. Rev. Lett.* **122**, 158001 (2019).
- [74] K. L. Galloway, E. G. Teich, X. G. Ma, C. Kammer, I. R. Graham, N. C. Keim, C. Reina, D. J. Jerolmack, A. G. Yodh, and P. E. Arratia, Relationships between structure, memory and flow in sheared disordered materials, *Nat. Phys.* **18**, 565 (2022).
- [75] D. Shohat and Y. Lahini, Dissipation indicates memory formation in driven disordered systems, *Phys. Rev. Lett.* **130**, 048202 (2023).
- [76] Y. Chen, S. A. Rogers, S. Narayanan, J. L. Harden, and R. L. Leheny, Microstructural and rheological training and memory of nanocolloidal soft glasses under cyclic shear, *Phys. Rev. Mater.* **9**, 025601 (2025).
- [77] D. Fiocco, G. Foffi, and S. Sastry, Encoding of memory in sheared amorphous solids, *Phys. Rev. Lett.* **112**, 025702 (2014).
- [78] M. Adhikari and S. Sastry, Memory formation in cyclically deformed amorphous solids and sphere assemblies, *Eur. Phys. J. E* **41**, 105 (2018).
- [79] M. Mungan, D. Kumar, S. Patinet, and D. Vandembroucq, Self-organization and memory in a disordered solid subject to random driving, *Phys. Rev. Lett.* **134**, 178203 (2025).
- [80] C. Rainone, P. Urbani, F. Zamponi, E. Lerner, and E. Bouchbinder, Mean-field model of interacting quasilocalized excitations in glasses, *SciPost Phys. Core* **4**, 008 (2021).
- [81] E. Bouchbinder, E. Lerner, C. Rainone, P. Urbani, and F. Zamponi, Low-frequency vibrational spectrum of mean-field disordered systems, *Phys. Rev. B* **103**, 174202 (2021).
- [82] R. Kühn and U. Horstmann, Random matrix approach to glassy physics: Low temperatures and beyond, *Phys. Rev. Lett.* **78**, 4067 (1997).
- [83] G. Folena and P. Urbani, Marginal stability of soft anharmonic mean field spin glasses, *J. Stat. Mech.* **2022**, 053301 (2022).
- [84] T. Maimbourg, Two-level systems and harmonic excitations in a mean-field anharmonic quantum glass, *Phys. Rev. B* **110**, 064203 (2024).
- [85] E. Bouchbinder and J. S. Langer, Nonequilibrium thermodynamics of driven amorphous materials. iii. shear-transformation-zone plasticity, *Phys. Rev. E* **80**, 031133 (2009).
- [86] M. L. Falk and J. S. Langer, Deformation and failure of amorphous, solidlike materials, *Annu. Rev. Condens. Matter Phys.* **2**, 353 (2011).
- [87] P. K. Jaiswal, I. Procaccia, C. Rainone, and M. Singh, Mechanical yield in amorphous solids: A first-order phase transition, *Phys. Rev. Lett.* **116**, 085501 (2016).
- [88] G. Parisi, I. Procaccia, C. Rainone, and M. Singh, Shear bands as manifestation of a criticality in yielding amorphous solids, *Proc. Natl. Acad. Sci. U. S. A.* **114**, 5577 (2017).
- [89] Y. Shi and M. L. Falk, Strain localization and percolation of stable structure in amorphous solids, *Phys. Rev. Lett.* **95**, 095502 (2005).
- [90] Y. Shi, M. B. Katz, H. Li, and M. L. Falk, Evaluation of the disorder temperature and free-volume formalisms via simulations of shear banding in amorphous solids, *Phys. Rev. Lett.* **98**, 185505 (2007).
- [91] M. Vasoya, C. H. Rycroft, and E. Bouchbinder, Notch fracture toughness of glasses: Dependence on rate, age,

- and geometry, *Phys. Rev. Appl.* **6**, 024008 (2016).
- [92] M. Ozawa, L. Berthier, G. Biroli, A. Rosso, and G. Tarjus, Random critical point separates brittle and ductile yielding transitions in amorphous materials, *Proc. Natl. Acad. Sci. U.S.A.* **115**, 6656 (2018).
 - [93] J. Ketkaew, W. Chen, H. Wang, A. Datye, M. Fan, G. Pereira, U. D. Schwarz, Z. Liu, R. Yamada, W. Dmowski, M. D. Shattuck, C. S. O'Hern, T. Egami, E. Bouchbinder, and J. Schroers, Mechanical glass transition revealed by the fracture toughness of metallic glasses, *Nat. Commun.* **9**, 3271 (2018).
 - [94] D. Richard, E. Lerner, and E. Bouchbinder, Brittle-to-ductile transitions in glasses: Roles of soft defects and loading geometry, *MRS Bull.* **46**, 902 (2021).
 - [95] D. F. Castellanios, S. Roux, and S. Patinet, History dependent plasticity of glass: A mapping between atomistic and elasto-plastic models, *Acta Mater.* **241**, 118405 (2022).
 - [96] C. F. Schreck, R. S. Hoy, M. D. Shattuck, and C. S. O'Hern, Particle-scale reversibility in athermal particulate media below jamming, *Phys. Rev. E* **88**, 052205 (2013).
 - [97] N. C. Keim and J. D. Paulsen, Multiperiodic orbits from interacting soft spots in cyclically sheared amorphous solids, *Sci. Adv.* **7**, eabg7685 (2021).
 - [98] A. Szulc, M. Mungan, and I. Regev, Cooperative effects driving the multi-periodic dynamics of cyclically sheared amorphous solids, *J. Chem. Phys.* **156**, 164506 (2022).
 - [99] E. Lerner and E. Bouchbinder, A characteristic energy scale in glasses, *J. Chem. Phys.* **148**, 214502 (2018).