

Activation of anomalous Hall effect and orbital magnetization by domain walls in altermagnets

Sopheak Sorn^{1,2,*} and Yuriy Mokrousov^{3,4}

¹*Institute for Quantum Materials and Technology,
Karlsruhe Institute of Technology, 76131 Karlsruhe, Germany*

²*Institute of Theoretical Solid State Physics, Karlsruhe Institute of Technology, 76131 Karlsruhe, Germany*

³*Peter Grünberg Institut and Institute for Advanced Simulation,
Forschungszentrum Jülich and JARA, 52425 Jülich, Germany*

⁴*Institute of Physics, Johannes Gutenberg University Mainz, 55099 Mainz, Germany*

(Dated: May 23, 2025)

Altermagnets are an emerging class of unconventional antiferromagnets, characterized by a Néel ordering that does not break the translation symmetry of the underlying lattice. Depending on the orientation of the Néel vector, the anomalous Hall effect (AHE) may or may not exist. In the so-called pure altermagnets, AHE is forbidden by the magnetic symmetry. Here, we demonstrate that in pure altermagnets, the domain walls can lift the symmetry constraints, thereby activating the AHE and orbital magnetization. Taking a representative example of a rutile-lattice tight-binding minimal model in slab geometry, we use the linear response theory to demonstrate the emergence of the domain wall AHE, finding that it is closely related with the orbital magnetization, while the spin magnetization does not play a significant role. Using Landau theory, we argue that while for a random arrangement of π domain walls, the contributions from the individual domain walls will cancel one another, an external magnetic field will favor domain-wall arrangements with specific chirality giving rise to a net AHE signal. Using group theory, we discuss how these findings can be generalized straightforwardly to certain other classes of altermagnets. Our work reveals a crucial role of the domain walls in the understanding of the Hall transport and orbital magnetism of altermagnets.

I. INTRODUCTION

Recent developments in the field of magnetism have uncovered a new class of unconventional antiferromagnets, known as the altermagnets, wherein a Néel ordering together with the unusual crystal symmetry play a crucial role in dictating many physical properties [1–3]. In an altermagnet, sublattices in each unit cell are divided into two sets based on the direction of the staggering local dipole moments that define the Néel vector. A defining feature that distinguishes an altermagnet from a conventional antiferromagnet is the way that the two sets of the sublattices can be interchanged, neither by translation nor inversion, but by other symmetry operations such as a rotation. This prevents Kramers’ degeneracy in the electronic band structures and results in a momentum-dependent band splitting, which finds applications in spintronics and drives intense research activities [1–8].

Due to spin-orbit coupling (SOC), the Néel vector is commonly locked into an easy-axis direction. In the so-called pure altermagnets, the easy axis lies in a high-symmetry direction such that the anomalous Hall effect (AHE) is forbidden by symmetry [9]. Since a net magnetization shares the same symmetry properties as AHE, a magnetic dipole-like order parameter can be ruled out. Restricting the consideration to centrosymmetric systems, the inversion symmetry also prevents order param-

eters that behave like magnetic quadrupole moments [10–13]. The order parameters turn out to be higher-ranked magnetic multipole moments such as magnetic octupoles and magnetic hexadecapoles [9, 14–16]. Notable implications of the magnetic multipolar nature of the order parameters include the rise of nodal-line structures in the electronic bands [9, 17–19] and characteristic nonlinear response properties [20–23]. For instance, magnetic octupolar order parameters leads to a third-order Hall response and a second-order magneto-electric effect, while lower orders of these effects are absent [20, 22, 23]. Closely related to the magnetic octupolar order are such phenomena as piezomagnetism, strain-induced AHE, and unusual couplings to strain fields [14, 16, 24, 25]. In contrast, when the easy axis lies in a lower-symmetry direction, the symmetry can allow for a nontrivial AHE as well as a nonzero macroscopic magnetic dipole moment—equivalently a net magnetization [26–32]. The latter arises from the mechanism of a weak ferromagnetism, and its magnitude can be small. Such altermagnets have been referred to as mixed altermagnets since ferromagnetic-like order parameters are present [9]. Recently, it was argued that in some classes of altermagnets, in particular those with rutile structure, the weak magnetism is dominated by the g -tensor anisotropy and respective anisotropy of orbital magnetism, with weak magnetization dominated by orbital contribution [33].

In this manuscript, we investigate Hall transport in altermagnets in the presence of magnetic domain walls (DWs), which are ubiquitous in actual settings yet have received less attention [18, 34]. We focus on pure alter-

* sopheak.sorn@kit.edu

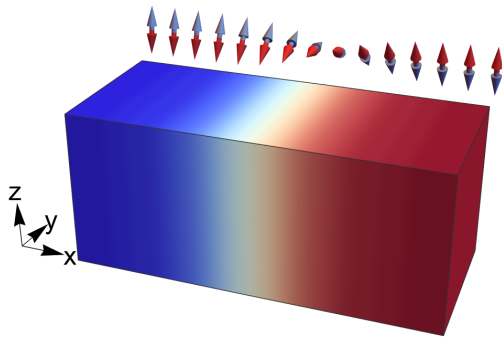


FIG. 1. Geometrical setup of a film periodic in the yz -plane featuring an open boundary condition along the x -axis. The double-headed arrows denote local Néel vectors that form a Bloch-type domain wall along x .

magnets where AHE is absent in the absence of DWs, so that if AHE is activated, it is obviously attributed to the DWs. We study this using a rutile-lattice tight-binding model on a slab geometry and coupling the electrons to a Bloch-typed DW of the Néel vector as schematically shown in Fig. 1. The double-headed arrows denote the local Néel vectors, each of which is associated with the two antiparallel local dipole moments residing on the A and B sublattices of the rutile lattice in Fig. 2. These local dipole moments are denoted by the blue and the red arrows. We assume translational invariance in the slab plane, therefore the Néel vector profile corresponds to an infinite DW plane. We use the Kubo formula to compute the Hall conductivity for the slab geometry and find that the DW indeed activates the AHE. AHE with a similar DW-dominating origin has been observed very recently for the first time in a layered collinear antiferromagnet EuAl_2Si_2 [35]. This is in contrast to the DWs in ferromagnets, which commonly play a supplementary role since the magnetic domains can also have a nontrivial AHE contribution [36–38].

We find that within our model for a uniform bulk and for the easy-axis direction of \vec{N} corresponding to a mixed altermagnet, the orbital magnetization is by far dominant over the weak spin ferromagnetism. In contrast, our analysis of the DW impact on the orbital and spin magnetization shows that they exhibit a similar order of magnitude. Nonetheless, the computations reveal a strong connection between the orbital magnetization and the DW AHE: the Hall conductivity is most dominant in the plane perpendicular to the orbital magnetization. Meanwhile, the spin magnetization lies predominantly in the Hall plane. This means that the orientation of the spin magnetization predicts the wrong Hall plane for which the Hall effect is the strongest. Due to inversion symmetry, the DWs of opposite chirality are energetically degenerate (see Fig. 3). The AHE due to the latter has a canceling effect on that due to the former. As a result, when we consider profiles with multiple DWs, a random arrangement of DWs with

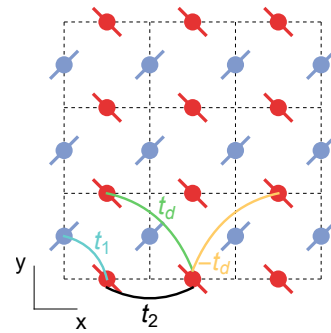


FIG. 2. A representation of a rutile lattice featuring the magnetic sublattices, A (blue dots) and B (red dots). The A and the B sublattices reside on different xy -planes and experience different local potentials due to cages of non-magnetic atoms (not shown), whose orientation is shown with tilted line segments.

equal populations of the opposite chiralities is expected to yield a trivial AHE. However, using Landau theory for altermagnets, we argue how an external magnetic field favors a specific chirality population, and the AHE contributions from individual DWs accumulate rather than cancel one another. Meanwhile, the magnetic domains themselves are less affected due to the magnetic multipolar nature of the order parameter, which couples to the external field only at the third order, whereas the coupling with the DW chirality takes place at the linear order. Finally, we use a group theoretical framework to generalize our results for the rutiles to other classes of pure altermagnets.

This manuscript is organized as the following. In Sec. II, we introduce the rutile-lattice tight-binding model and study the band structure, the Hall conductivity, the orbital magnetization, and the spin magnetization in the collinear bulk when DWs are absent. Section III introduces a DW Ansatz in the slab geometry and discusses the Hall conductivity, the orbital magnetization, and spin magnetization induced by the DW. We also elucidate how, in multi-DW textures, AHE contributions from individual DWs may add up or cancel out one another. Section IV discusses insights from a Landau theory for altermagnets on how an external field can select a chirality population in multi-DW textures and thus result in a nontrivial DW AHE. In Sec. V, we present a group-theory analysis which shows how our results for the rutile altermagnetic model can be generalized to other classes of altermagnets. Section VI is the summary.

II. MODEL

In this Section, we introduce the tight-binding model and then analyze the band structure, the Hall conductivity, the orbital magnetization, and the spin magnetiza-

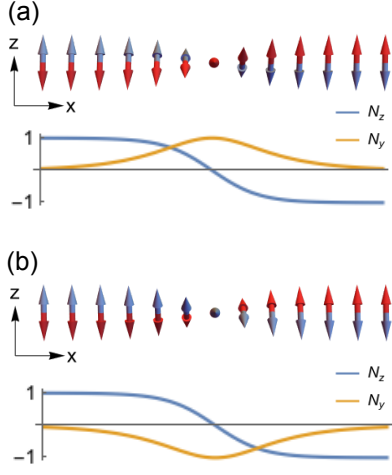


FIG. 3. Illustration of Bloch-type DWs of the Néel vector $\vec{N}(\vec{x})$. The orientation of the local Néel vector is given by $\vec{N} = \frac{1}{2}(\vec{m}_{\text{blue}} - \vec{m}_{\text{red}})$, where $\vec{m}_{\text{blue,red}}$ denote the orientation of the local magnetic dipole moments that occupy the A and the B sublattices, respectively. Panels (a) and (b) correspond to opposite chiralities. The bottom plots show the profiles of $N_{y,z}(\vec{x})$. In the presence of an inversion symmetry, the two chiralities are energetically degenerate.

tion for the collinear bulk¹ featuring a uniform Néel vector \vec{N} . These provide helpful insight for when we study the impact of DWs later.

We consider a single-orbital tight-binding model on a rutile lattice, as shown in Fig. 2. In reciprocal space and with the basis $(a_{\vec{k}\uparrow}, a_{\vec{k}\downarrow}, b_{\vec{k}\uparrow}, b_{\vec{k}\downarrow})^T$ of the annihilation operators, the Bloch Hamiltonian is given by [17, 18, 39]

$$\mathcal{H} = \mathcal{H}_0 + \mathcal{H}_{\text{soc}}, \quad (1)$$

$$\mathcal{H}_0 = -8t_1 c_{x/2} c_{y/2} c_{z/2} \tau_x - 2t'_2 c_z \tau_0 - 2t_2 (c_x + c_y) \tau_0 - 4t_d s_x s_y \tau_z + J \tau_z \vec{N} \cdot \vec{\sigma}, \quad (2)$$

$$\mathcal{H}_{\text{soc}} = -8\lambda s_{z/2} (s_{x/2} c_{y/2} \sigma_x - s_{y/2} c_{x/2} \sigma_y) \tau_y + 16\lambda' c_{x/2} c_{y/2} c_{z/2} (c_x - c_y) \tau_y \sigma_z, \quad (3)$$

where $c_{\alpha/n} \equiv \cos(k_{\alpha}/n)$ and $s_{\alpha/n} \equiv \sin(k_{\alpha}/n)$. t_1 , t_2 , t'_2 and t_d are hopping integrals for the processes illustrated in Fig. 2. λ and λ' are the SOC-enabled hoppings. τ_i 's and σ_i 's are Pauli matrices which act on the sublattice indices and the spin indices, respectively. We note that t_d , λ and λ' are essential for altermagnetism since they originate in the distinct local environment of A and B sublattices. In the latter expressions, the Néel vector \vec{N} is assumed to be spatially uniform. When \vec{N} exhibits a

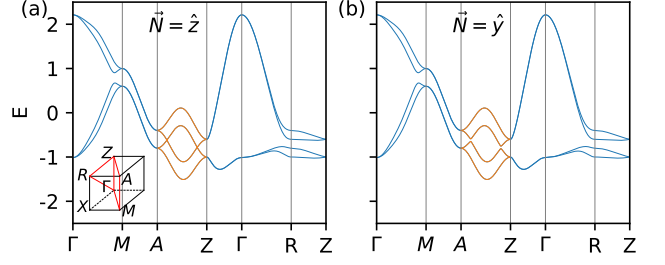


FIG. 4. Bulk band structures for (a) $\vec{N}_i = \hat{z}$ and (b) $\vec{N}_i = \hat{y}$. A notable distinction between the two panels is the band anticrossings along the AZ line, which is plotted in a different color. In (a), the band crossings along AZ are protected by z -mirror and are a part of a Weyl nodal loop in the $k_z = \pi$ plane. In (b), the Néel vector lowers the symmetry, leading to the gap opening. The symmetry protection of the Weyl nodal lines such as those visible along ΓZ and MA , is discussed in the main text. The model parameters used are $t_1 = -0.2$, $t_2 = 0.025$, $t'_2 = -0.35$, $t_d = 0.15$, $J = 0.2$, $\lambda = -0.025$ and $\lambda' = 0.0125$, see main text.

texture, the real-space version of the model is employed. Without loss of generality, we assume that \vec{N} is normalized.

Figures 4(a) and (b) show the band structure of the model for $\vec{N} = \hat{z}$ and $\vec{N} = \hat{y}$, respectively. As visible in (a), the band structure supports Weyl nodal lines, such as those visible along ΓZ and MA . On the $k_z = \pi$ plane, there are also Weyl nodal loops which intersect along AZ and manifest as two band-crossing points. The symmetry protection of these Weyl nodal structures and their physical implications, e.g. a rise of unconventional antichiral surface states, have been discussed in Ref. [17, 18]. Particularly relevant for our AHE considerations is the Weyl nodal loops in the $k_z = \pi$ plane, which are protected by mirror \mathcal{M}_z symmetry [17]. When $\vec{N} = \hat{y}$, the mirror protection is removed, and the band-crossing points are gapped out, as can be seen in Fig. 4(b). These anticrossings support a large concentration of local Berry curvature which results in a nontrivial dependence of the AHE on the chemical potential, as will be seen in Sec. II A. Compared with AZ , the Weyl nodal lines along ΓZ and MA seem to be intact upon the change in the direction of the Néel vector. A more detailed analysis reveals that, indeed, the Weyl nodal line along MA is protected by a combination of a nonsymmorphic symmetry and an antiunitary symmetry (see Appendix A.) However, the nodal line along ΓZ is not protected by any symmetry and can be gapped out by a symmetry-conforming perturbation (see Appendix A.)

¹ In the mixed altermagnetic cases, incorporating weak ferromagnetism can lead to a slight deviation from a perfect collinearity. In that case, the term “collinear” refers to the collinearity of the sublattice exchange terms that enter the tight-binding Hamiltonian.

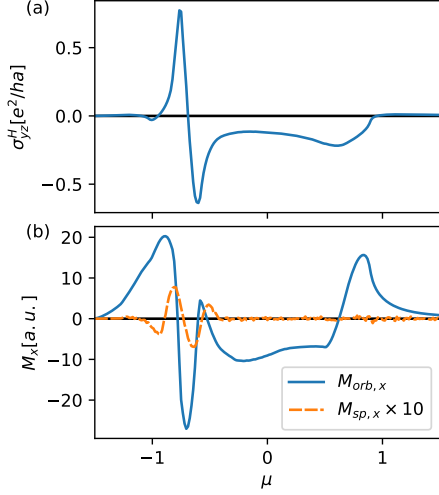


FIG. 5. The chemical potential dependence of the (a) Hall conductivity σ_{yz}^H and (b) orbital magnetization, $M_{orb,x}$, and spin magnetization, $M_{sp,x}$, for collinear bulk with $\vec{N} = \hat{y}$. Here, a is the length of the lattice vector along the direction perpendicular to the Hall plane. Note that the spin magnetization is multiplied with a factor of ten.

A. Anomalous Hall effect and orbital magnetization in collinear bulk

In this Section, we will consider the AHE in the bulk with a fixed direction of the Néel vector, i.e. when the DWs are absent, for two cases: (i) $\vec{N} = \hat{z}$ and (ii) for $\vec{N} = \hat{y}$. Case (i) corresponds to a pure altermagnet, where AHE is forbidden by two mirror symmetries: $S_1 =$

$\{\mathcal{M}_x|\frac{1}{2}\frac{1}{2}\frac{1}{2}\}$ and $S_2 = \{\mathcal{M}_z|000\}$. S_1 requires the time-reversal-odd Hall pseudovector $\vec{\sigma}_H = (\sigma_{yz}^H, \sigma_{zx}^H, \sigma_{xy}^H)^T$ to be in the x -direction, where σ_{ij}^H is the Hall conductivity in the ij -plane. Meanwhile, S_2 requires $\vec{\sigma}_H$ to be in the z -direction. As a result, $\vec{\sigma}_H = 0$.

On the other hand, in case (ii), S_2 is broken, while S_1 is still present. Therefore, only σ_{yz}^H is allowed to be nonzero. Since the average magnetization \vec{M} is a time-reversal-odd pseudovector that transforms identically to $\vec{\sigma}_H$, its first component M_x is the only allowed component. Physically, it arises in rutile structure through the orbital mechanism of g -factor anisotropy [33]. Case (ii), therefore, is a mixed altermagnet. In the convention of Ref. [40], it corresponds to a canted altermagnet, where the small canting arises from the weak ferromagnetism.

We compute the Hall conductivity σ_{yz}^H from the k -dependent Berry curvature:

$$\sigma_{ij}^H = \frac{e^2}{h} \sum_n \int \frac{d^3k}{(2\pi)^3} f(E_{\vec{k}n}) \varepsilon_{ijl} \Omega_l(\vec{k}n), \quad (4)$$

where n is the band index, $f(E)$ is the Fermi-Dirac distribution function, ε_{ijl} is the Levi-Civita symbol, and $\vec{\Omega}(\vec{k}n)$ is the local Berry curvature. Figure 5(a) shows σ_{yz}^H as a function of the chemical potential μ . Near $\mu = -0.75$, σ_{yz}^H becomes pronounced and undergoes a sign change. This behavior is closely related to the band anticrossings on the ZA line in Fig. 4(b), which are associated with the gap opening of the Weyl nodal loops in Fig. 4(a). We have also checked that $\sigma_{xy}^H = \sigma_{zx}^H = 0$, consistent with the symmetry analysis.

We now compare the Hall conductivity for case (ii) with the spin magnetization \vec{M}_{sp} and the orbital magnetization \vec{M}_{orb} [41–44]:

$$M_{sp,i} = -\frac{e\hbar}{2} \sum_n \int \frac{d^3k}{(2\pi)^3} f(E_{\vec{k}n}) \langle u_{\vec{k}n} | \sigma_i | u_{\vec{k}n} \rangle, \quad (5)$$

$$M_{orb,i} = \frac{e\hbar}{2} \sum_n \sum_{m \neq n} \int \frac{d^3k}{(2\pi)^3} f(E_{\vec{k}n}) (E_{\vec{k}n} + E_{\vec{k}m} - 2\mu) i \varepsilon_{ijl} \left[\frac{(v_j)_{\vec{k}}^{nm} (v_l)_{\vec{k}}^{mn} - (v_l)_{\vec{k}}^{nm} (v_j)_{\vec{k}}^{mn}}{(E_{\vec{k}n} - E_{\vec{k}m})^2} \right], \quad (6)$$

where we have assumed the spin g -factor to be 2 and the unit such that the bare electron mass m_e is 1. $(v_j)_{\vec{k}}^{nm} = \langle u_{\vec{k}n} | v_j | u_{\vec{k}m} \rangle$, $|u_{\vec{k}m}\rangle$ is the Bloch eigenvector, and v_j is the j 'th Cartesian component of the velocity operator, given by $\frac{1}{\hbar} \frac{\partial \mathcal{H}}{\partial k_j}$. For the choice of the hopping integrals, the effective mass of electrons is comparable with the bare mass, which allows a direct comparison between the numerical results for $M_{orb,i}$ and $M_{sp,i}$.²

Figure 5(b) shows a nontrivial μ -dependence of $M_{sp,x}$ (dashed orange line) and $M_{orb,x}$ (solid blue line), which are the only nonzero components allowed by symmetry. Note that the spin magnetization data has been multi-

where W denotes the bandwidth, and a is the lattice constant. This means that one can vary the tight-binding parameters in order to change W and the effective mass. Assuming the unit where $\hbar = a = m_e = 1$, the bandwidth W as seen in Fig. 4 produces the effective mass comparable with the bare mass m_e . Therefore, we can indeed compare the order of magnitude between \vec{M}_{orb} and \vec{M}_{sp} with the choice of the tight-binding parameters.

² The effective mass of the electrons is of the order of \hbar^2/a^2W ,

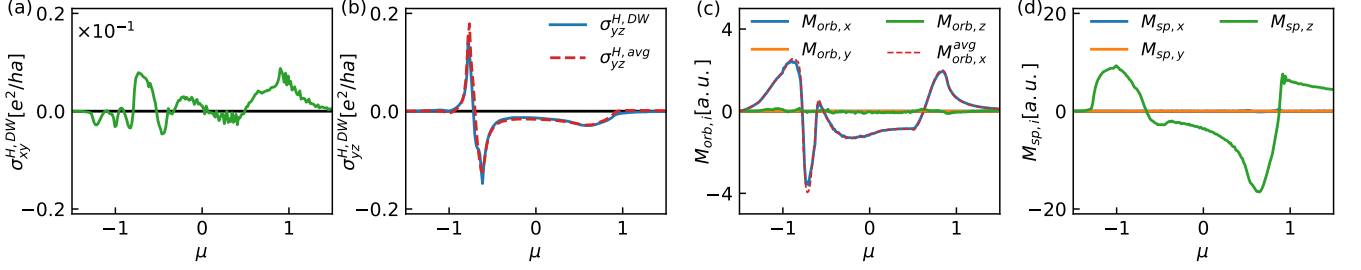


FIG. 6. Anomalous Hall effect and magnetization driven by an altermagnetic domain wall. (a) $\sigma_{xy}^{H,DW}$ versus the chemical potential μ . (b) $\sigma_{yz}^{H,DW}$ versus μ , featuring a nontrivial dependence near $\mu = -0.75$, which is related to the anticrossings along AZ in the bulk band structure in Fig. 4(b). (c) Orbital magnetization induced by the DW versus μ . \vec{M}_{orb} is effectively pointing in the x -direction. (d) Spin magnetization induced by the DW versus μ . \vec{M}_{sp} is effectively pointing in the z -direction. Therefore, \vec{M}_{orb} and \vec{M}_{sp} are almost perpendicular to each other. The Hall pseudovector $\vec{\sigma}_{H,DW}$, which is effectively along the x -axis, is closer related to the orbital magnetization. For the slab geometry, we have chosen $L_x = 100a$ and $w_{dw} = 20a$. The dashed lines in (b) and (c) are obtained from a site averaging, described in the main text.

plied by a factor of 10. Our results reveal that the orbital contribution is dominant over the spin part. This strongly suggests the possibility of a dominant orbital magnetism in a mixed altermagnet in general.

In the rest of the manuscript, we study how a DW in a pure altermagnet effectively realizes the scenario in the pure case (i) away from the DW region while realizing a scenario akin to the mixed case (ii) within the DW region. As a result, a nonzero AHE and concomitantly the orbital magnetization are activated and can be attributed solely to the DW.

III. ANOMALOUS HALL EFFECT FROM ALTERMAGNETIC DOMAIN WALLS

To study the AHE induced by altermagnetic DWs, we consider a Bloch DW of the Néel vector in the slab geometry as shown in Fig. 1. We consider the DW profile where the Néel vector in the i -th unit cell is given by \vec{N}_i , for $-L_x/2 < i < L_x/2$, and L_x is the thickness of the slab. We use the following Ansatz for the Néel vector profile: $\vec{N}_i = (0, \sin \theta_i, \cos \theta_i)^T$. For the left-hand-side domain, $i \leq -w_{dw}/2$, $\theta_i = 0$, and for the right-hand-side domain $i \geq w_{dw}/2$, $\theta_i = \pi$. In the DW region, $-w_{dw}/2 < i < w_{dw}/2$, $\theta_i = \pi(2i + w_{dw})/2w_{dw}$, where w_{dw} characterizes the width of the DW. We then couple the conduction electrons hopping on the rutile-lattice slab geometry with this DW profile. Reference [18] studies the electronic spectrum in the presence of such DWs, uncovering the presence of unconventional bound states at the DWs. Here, we focus on how the DW gives rise to a nontrivial anomalous Hall response.

A. Anomalous Hall effect from altermagnetic domain walls

We compute the DW Hall conductivity $\sigma_{ij}^{H,DW}$ in the presence of the DW using Kubo formula and the eigenvectors of the Hamiltonian matrix for the slab-geometry problem. The full expression for the Hall conductivity can be found in the Appendix B (see also Ref. [37]). We will only show the results for $\sigma_{yz}^{H,DW}$ and $\sigma_{xy}^{H,DW}$, since $\sigma_{zx}^{H,DW}$ is forbidden by the symmetry operation of a mirror \mathcal{M}_y followed by the time reversal and a fractional translation along the y -direction.

Figure 6(a-b) shows the chemical potential μ dependence of $\sigma_{xy}^{H,DW}$ and $\sigma_{yz}^{H,DW}$, respectively. We have used the same tight-binding parameters as in Sec. II, and we have chosen the film thickness $L_x = 100a$ and the DW width $w_{dw} = 20a$, where a is the length of the lattice vector. Our general observation is that $\sigma_{yz}^{H,DW}$ has a larger magnitude compared with that of $\sigma_{xy}^{H,DW}$. The Hall pseudovector $\vec{\sigma}_{H,DW}$ is thus dominated by its first component, namely $\vec{\sigma}_{H,DW}$ effectively points in the x -direction. We also observe a nontrivial μ dependence of $\sigma_{yz}^{H,DW}$ which strongly resembles that in Fig. 5(a). We compare the full result in Fig. 6(b) with a site-averaged Hall conductivity defined by:

$$\sigma_{ab}^{H,avg} = \frac{1}{L_x + 1} \sum_{i=-L_x/2}^{L_x/2} \sigma_{ab}^H(\vec{N}_i), \quad (7)$$

where \vec{N}_i is the local Néel vector in the i -th unit cell of the DW. $\sigma_{ab}^H(\vec{N}_i)$ is the Hall conductivity for the collinear bulk with the Néel vector along \vec{N}_i . The μ -dependence of $\sigma_{yz}^H(\vec{N}_i)$'s that enter Eq.(7) can be found in Appendix C.

The result for $\sigma_{yz}^{H,avg}$ is shown as the dashed line in Fig. 6(b). We find that the site averaging works remarkably well as compared to the full calculation. Based on this, one can effectively view the sign-changing behavior

of $\sigma_{yz}^{H,DW}$ near $\mu = -0.75$ as the result of band anti-crossings akin to the collinear-bulk cases, but here the anticrossings are caused by the DW texture. In general, we expect the site averaging to work better for a smoother DW profile since the DW-induced potential felt by the electrons varies more slowly in space. A notable consequence is that, in a smoother and correspondingly wider DW, there are more unit cells that contribute a nonzero $\sigma_{ab}^H(\vec{N}_i)$ in the right-hand side of Eq. (7). In other words, for a fixed L_x , a wider DW with a larger w_{dw} has nonzero contributions from more i -th sites in Eq. (7). Consequently, the Hall conductivity is larger. Therefore,

$$M_{sp,i} = -\frac{e\hbar}{2} \frac{1}{L_x + 1} \sum_n \int \frac{d^2q}{(2\pi)^2} f(E_{\vec{q}n}) \langle u_{\vec{q}n} | \sigma_i | u_{\vec{q}n} \rangle, \quad (8)$$

$$M_{orb,i} = \frac{e\hbar}{2} \frac{1}{L_x + 1} \sum_n \sum_{m \neq n} \int \frac{d^2q}{(2\pi)^2} f(E_{\vec{q}n}) (E_{\vec{q}n} + E_{\vec{q}m} - 2\mu) i \varepsilon_{ijl} \left[\frac{(v_j)_{\vec{q}}^{nm} (v_l)_{\vec{q}}^{mn} - (v_l)_{\vec{q}}^{nm} (v_j)_{\vec{q}}^{mn}}{(E_{\vec{q}n} - E_{\vec{q}m})^2} \right], \quad (9)$$

where $\vec{q} = \vec{k}_{\parallel} = (k_y, k_z)$ is the crystal momentum in the plane of the slab, and the j -th Cartesian component of the velocity operator v_j is defined in Appendix B.

Figure 6(c) shows the μ dependence of $M_{orb,i}$ induced by the DW. This result shows that \vec{M}_{orb} points effectively along the x -axis in general. Figure 6(d) illustrates the μ dependence of the spin magnetization \vec{M}_{sp} , which is effectively pointing along the z -axis. With the same assumption on the effective mass as in the collinear bulk case, we can now compare the order of magnitude between \vec{M}_{orb} and \vec{M}_{sp} . Our results show that the orbital magnetization \vec{M}_{orb} is of the same order of magnitude as the spin magnetization \vec{M}_{sp} . Moreover, it is clear that the orbital magnetization is a better indicator, as compared with the spin magnetization, in terms of which components of the DW Hall pseudovector $\vec{\sigma}_{H,DW}$ are more dominant: the dominant first component of \vec{M}_{orb} correctly indicates that the AHE is strongest in the plane perpendicular to the x -axis, namely $\sigma_{yz}^{H,DW}$ dominates over the other components. However, the spin magnetization, which is effectively in the z -direction, incorrectly suggests the dominant $\sigma_{xy}^{H,DW}$ component.

We also find that the spin magnetization exists regardless of the altermagnetism or the SOC. We have checked numerically that the spin magnetization persists even when we set $t_d = \lambda = \lambda' = 0$, which switches off the SOC and altermagnetism part in our model. In Appendix D, we explain the persistence of \vec{M}_{sp} from the gradient of the Néel vector and the fact that the A and B sublattices are located at slightly different positions, none of which, in contrast to the AHE and the orbital magnetization, requires altermagnetism or SOC. Our observation strongly indicates that the orbital magnetization is closer related to the DW AHE than the spin magnetization, in analogy

DWs with a larger width are expected to induce a larger DW AHE. Next, we study how the DW AHE is related to the orbital and the spin magnetization.

B. Relation to the orbital and spin magnetization

It is instructive to examine a connection between the Hall conductivity and the magnetization. Due to the slab geometry, the expressions for the orbital magnetization and the spin magnetization slightly differ from Eq. (5) and (6) for the collinear bulk:

to the collinear bulk case, where it is the orbital magnetization which provides the dominant contribution to the overall magnetization.

C. Symmetry-imposed relations to other DW profiles

So far, we have discussed the DW AHE for the specific DW illustrated in Fig. 3(a). To obtain the DW AHE for the DW in Fig. 3(b), we execute a z -mirror which is an operation that flips the chirality of (a) and turns it into (b). If we denote the DW Hall conductivity for the DW of type (a) by $\vec{\sigma}_{H,DW} = (\sigma_{yz}^0, \sigma_{zx}^0, \sigma_{xy}^0)^T$, then the DW Hall conductivity for type (b) is given by its z -mirror image

$$(-\sigma_{yz}^0, -\sigma_{zx}^0, \sigma_{xy}^0)^T. \quad (10)$$

There are also time-reversal counterparts of the DW profiles in Fig. 3, which are shown in Fig. 7. Their AHE responses are similarly obtained by implementing a time-reversal operation. Therefore, the Hall pseudovector for the DW profile in Fig. 7(a) is given by

$$(-\sigma_{yz}^0, -\sigma_{zx}^0, -\sigma_{xy}^0)^T, \quad (11)$$

while that of the DW in Fig. 7(b) is given by

$$(\sigma_{yz}^0, \sigma_{zx}^0, -\sigma_{xy}^0)^T. \quad (12)$$

D. AHE from mutli-domain-wall profiles

We are ready to discuss the DW AHE in the presence of multiple parallel DWs by examining how the contributions from the constituent DWs would cancel or add up

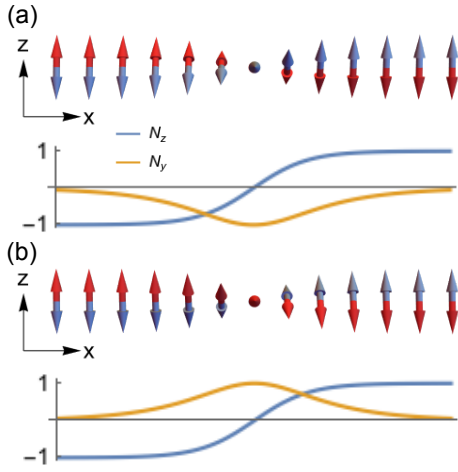


FIG. 7. (a)-(b) time-reversed counterparts of Fig. 3(a) and (b), respectively.

with one another. This depends on which combination of the 4 DW configurations in Fig. 3 and Fig. 7 appears; see Fig. 8. For a random combination of a large number of DWs, the contributions are expected to cancel out. As will become clear in Sec. IV, it may be possible to apply a magnetic field to select the sign of N_y within the DW region, thereby favoring the pair in Fig. 8(a) or Fig. 8(d). As a result, the DW AHE contributions from the constituent DWs add up to a non-zero value. However, the DW AHE is expected to vanish for Figs. 8(b) and (c). We also note that $\sigma_{xy}^{H,DW}$ cancels out when combining all combinations in Fig. 8.

Finally, we estimate the order of magnitude of the DW AHE for a profile consisting of parallel DW planes as in either Fig. 8(a) or (d) to ensure a nonzero DW AHE. The average separation between neighboring DW planes is inversely proportional to the density of the DW, ρ_{dw} . The net DW AHE is expected to scale like

$$\sigma_{yz}^{H,DW} L_x \rho_{dw}, \quad (13)$$

where $\sigma_{yz}^{H,DW}$ is the Hall conductivity from the slab-geometry calculation corresponding to the slab thickness L_x and a DW width w_{dw} . This is expected to be a good approximation, assuming that the Hall contributions from the constituent DWs do not strongly interfere with one another, and thus these contributions simply add up. We note that the final outcome depends on ρ_{dw} and w_{dw} . The latter is intrinsic to each DW, which determines the product $\sigma_{yz}^{H,DW} L_x$. This product is expected to converge for a sufficiently large L_x . In other words, we expect the AHE contribution from each DW to be mainly determined by the properties of the DW itself, which is the width w_{dw} in this case. For $L_x = 100a$ and $w_{dw} = 20a$, $\sigma_{yz}^{H,DW}$ is of the order of $10^{-1}e^2/ha$; see Fig. 6(b). For $\rho_{dw} = 1/1000a$, i.e. one DW per 1000 lattice constant, the total Hall conductivity is of the order of $10^{-2}e^2/ha$. For $a = 1$ nm, the final value of the Hall




FIG. 8. The four possible DW-pair combinations that are expected to arise in multiple-parallel-DW profiles. They differ by the combination of the sign of N_y at the two DWs. (a) N_y component at the two DWs has (+, +) sign. (b) (+, -) sign. (c) (-, +) sign. (d) (-, -) sign. If an applied magnetic field favors a positive N_y , then the combination (a) has the lowest energy.

conductivity is of the order of magnitude between 1 S/cm and 10 S/cm, which is an appreciable value. In the next section, we return to the demonstration of how an applied magnetic field may indeed select the DW patterns that lead to a nonzero $\sigma_{yz}^{H,DW}$.

IV. INSIGHTS FROM LANDAU THEORY

In this Section, we employ the Landau theory for rutile altermagnets to explain the qualitative features of our numerical results and to outline a setup in order to achieve a nontrivial DW AHE from multi-DW configurations.

We consider an important aspect of the Landau theory for altermagnets formulated in Refs. [14, 45]: coupling between Néel vector \vec{N} and the magnetization \vec{M} . They are viewed as order parameters that appear in the free energy for the system. In particular, we are interested in the symmetry-allowed bilinear couplings between the components of \vec{N} and \vec{M} . For rutile altermagnets, such a coupling appears as the following Lifshitz invariant [14, 17]:

$$L_{\text{int}} = \alpha_1 (M_x N_y + M_y N_x). \quad (14)$$

α_1 is a coupling constant. We emphasize that this is the only bilinear coupling. Note also that N_z and M_z do not appear at the bilinear order, but they may appear in non-linear terms. Equation (14) implies that a nonzero M_y (M_x) can be induced by a nonzero N_x (N_y)—the mechanism of weak ferromagnetism discussed earlier [33, 40]. Indeed, this explains the rise of the orbital magnetization \vec{M}_{orb} in Fig. 6(c) from the nonzero N_y component within the DW region³. It also explains why the DW gives rise to a nonzero AHE since the Hall pseudovector transforms

³ The origin of the x -component of \vec{M}_{sp} can also be understood this way, but the spin magnetization is dominated by the non-

Point Group	Staggering Irr. Rep. Γ_S	Lifshitz Invariant	\vec{N} in domain interiors
mmm	B_{1g}	$\alpha_1 N_x M_y + \alpha_2 N_y M_x$	along \hat{z}
	B_{2g}	$\alpha_1 N_x M_z + \alpha_2 N_z M_x$	along \hat{y}
	B_{3g}	$\alpha_1 N_y M_z + \alpha_2 N_z M_y$	along \hat{x}
$4/m$	B_g	$\alpha_1 (N_x M_x - N_y M_y) + \alpha_2 (N_x M_y + N_y M_x)$	along \hat{z}
$4/mmm$	B_{1g}	$\alpha_1 (N_y M_y - N_x M_x)$	along \hat{z}
	B_{2g}	$\alpha_1 (N_y M_x + N_x M_y)$	along \hat{z}

TABLE I. Three dimensional point groups which can support centrosymmetric pure altermagnetism exhibiting a linear coupling between \vec{N} and \vec{M} . Other point groups may support nonlinear coupling beyond the bilinearity. The results are adapted from Ref. [45]

like a magnetization vector. We note that the Lifshitz invariant of Eq.(14) is not present in Ref. [34] due to the absence of SOC in the study.

Since an external magnetic field \vec{B} also transforms like \vec{M} , one can replace \vec{M} in Eq. (14) by \vec{B} . This implies that an external magnetic field directly couples to the Néel vector, allowing for a field control over the DW pattern. For example, a magnetic field in the x -direction couples linearly with N_y and will thus energetically favor either the DW pair configuration in Fig. 8(a) or (d). This ultimately leads to a nontrivial AHE from DWs, as claimed earlier in Sec.III D. We note that the magnetic domains themselves are less affected by the external magnetic field since the order parameter, i.e. N_z , behaves like a magnetic octupole in the rutile lattice [14, 15]. That is, N_z transforms identically as a magnetic octupole moment under the symmetry operations of the point group and couples to the external field, beginning only at the third order: a Lifshitz invariant of the form $N_z B_x B_y B_z$ is allowed by symmetry [14, 15]. Meanwhile, the coupling with the DW chirality already occurs at the linear order.

V. GENERALIZATION BEYOND RUTILE ALTERMAGNETS

So far, we have discussed a specific case of pure rutile altermagnets where AHE is symmetry-forbidden within the interior of each magnetic domain, and how altermagnetic DWs lift the symmetry constraint and activate the AHE. In this Section, we discuss how a similar situation can arise in other pure altermagnets. For simplicity, we restrict our attention to pure altermagnets in which it is possible to have a bilinear coupling between \vec{N} and \vec{M} of the following form

$$L_{\text{int}} = \sum_{\alpha, \beta=x,y,z} c_{\alpha\beta} N_\alpha M_\beta, \quad (15)$$

relativistic contribution, i.e. the x -component is masked by the z -component which has a nonrelativistic and a non-altermagnetic origin, as discussed in the Appendix D. For this reason, the Landau theory appears less relevant for \vec{M}_{sp} .

which is a more general version of Eq. (14) for rutiles with coupling constants $c_{\alpha\beta}$. It is expected that the bilinearity of the coupling enables an efficient manipulation of the DW configuration by an external field \vec{B} , since nonlinear couplings could, in general, lead to a less efficient field control, e.g. requiring a large external field.

We find three crystallographic point groups in three dimensions which support pure altermagnetism and the bilinear couplings simultaneously; see Table I. This table is adapted from a recent work on Landau theories for altermagnets [45], and we will describe how to use it in the following. The first column is the crystallographic point group of the underlying lattice. To describe the physical meaning of the second column, we first recall that an altermagnetic ordering does not break the translational symmetry of the lattice. It is instructive to picture how the staggering dipole moments associated with the Néel order occupy and divide the sublattices in each unit cell into two groups. We define a sign-alternating pattern by assigning the value $+1$ to one group and -1 to the other group. It is essential that a translation or an inversion operation does not interchange the sublattices between the two groups to avoid the Kramers' degeneracy. Otherwise, we will get the conventional antiferromagnetism, i.e. no momentum-dependent band splitting. Nevertheless, the two groups may be interchanged by other operations, e.g. a rotation operation of the crystallographic point group⁴. As a result, such a rotation reverses the sign of the sign-alternating pattern. While some operations of the point group change the sign of the sign-alternating pattern, other operations do not. This means that the sign-alternating pattern transforms according to a one-dimensional irreducible representation of the point group which defines Γ_S . Γ_S varies, depending on the type of Wyckoff positions taken by the sublattices. For rutiles, the point group is $4/mmm$. Within each unit cell, the A sublattice constitutes the first group, while the B sublattice forms the second group. A four-fold rotation is an example that interchanges the two

⁴ In practice, one needs to consider symmetry operations of the *space* group, but each of such operations can be identified unambiguously with an operation of the point group.

groups. The sign-alternating pattern transforms according to $\Gamma_S = B_{2g}$. Accordingly, the bilinear coupling can be read off from the third column of the table and is indeed given by Eq. (14). Finally, the fourth column specifies the high-symmetry direction for \vec{N} corresponding to the pure altermagnetism. Table I demonstrates the presence of multiple examples of pure altermagnets where the bilinear couplings are possible. Our results for the rutile altermagnets can then be straightforwardly generalized for these systems.

VI. SUMMARY

Our work demonstrates that in pure altermagnets the symmetry constraint, which forces the AHE to vanish, is lifted by magnetic DWs, thereby activating a DW AHE and the orbital magnetization. In the presence of many parallel DWs, while a random arrangement of the DW chirality leads to a trivial DW AHE, we argue using Landau theory how an external magnetic field selects a chirality population that allows the AHE contribution from each DW to add up instead of canceling each other off. Our work also uncovers a crucial role of the orbital magnetization, in that it is comparable to or, in some cases, even larger than the spin magnetization. In addition, its orientation correctly indicates the Hall plane where the DW AHE is the greatest, whereas the spin magnetization fails to do so. Our work calls for experimental investigations to confirm such an important role of altermagnetic DWs in Hall transport and orbital magnetism phenomena. Future studies are also needed to firmly establish the dominant effect of the orbital magnetism uncovered here in altermagnets. This last point is further reinforced by a similar observation of a dominant orbital magnetism in MnTe in a recent first-principle study [46].

VII. ACKNOWLEDGEMENT

We thank Markus Garst, Daegeun Jo and Dongwook Go for very helpful discussions. S.S. is supported by the Deutsche Forschungsgemeinschaft (DFG) through TRR 288 Grant No. 422213477 (Project No. A11). Y.M. acknowledges support by the EIC Pathfinder OPEN grant 101129641 “OBELIX” and DFG TRR 173/3—268565370 (Project A11), TRR 288/2—422213477 (Project B06).

Appendix A: Symmetry protection of Weyl nodal lines along ΓZ and MA

In this Appendix, we discuss the symmetry protection of the Weyl nodal lines along ΓZ and MA lines seen in the band structure in Fig.4(b) for the case of a uniform profile $\vec{N} = \hat{y}$. As will be shown below, the Weyl nodal line along MA is protected by a combination of a nonsymmorphic mirror $g_1 = \{\mathcal{M}_x | \frac{1}{2} \frac{1}{2} \frac{1}{2}\}$ and an antiunitary symme-

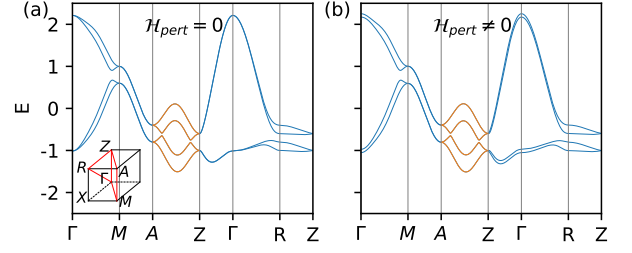


FIG. 9. Demonstration how the symmetry-conforming $\mathcal{H}_{\text{pert}}$ gaps out the nodal line along ΓZ .

try $\tilde{g}_2 = \Theta\{C_{2y} | \frac{1}{2} \frac{1}{2} \frac{1}{2}\}$ which involves the time reversal Θ . (Tilde on \tilde{g}_2 denotes its anti-unitarity.) Meanwhile, the nodal line along ΓZ is not protected by any symmetry and can be gapped out by a symmetry-conforming perturbation.

To see the absence of a symmetry protection for the nodal line along ΓZ , we supplement the following symmetry-conforming perturbation, which takes the form of a magnetic field along x-axis, into the model Hamiltonian \mathcal{H} of Eq.(1)

$$\mathcal{H}_{\text{pert}} = \eta \sigma_x \tau_0, \quad (\text{A1})$$

where η is a coefficient. One can see that $\mathcal{H}_{\text{pert}}$ is symmetry-allowed from our discussion on the Landau theory for rutile altermagnets, where a Néel vector along y-axis induces a weak ferromagnetism with the magnetization along x-axis. Figure 9(b) shows how introducing $\mathcal{H}_{\text{pert}}$ gaps out the nodal line along ΓZ in Fig.9(a). In contrast, the Weyl nodal line along MA is still protected.

Below, we outline the reason how g_1 and \tilde{g}_2 protect the MA nodal line. One can check that for all k-point along MA, i.e. $\vec{k} = (\pi, \pi, k_z)$, g_1 and \tilde{g}_2 are indeed the symmetry. Let $\psi_{\vec{k}}$ be an eigenstate and U_1 is the unitary representation of g_1 , then

$$\mathcal{H}(\vec{k})\psi_{\vec{k}} = E_{\vec{k}}\psi_{\vec{k}}, \quad (\text{A2})$$

$$[\mathcal{H}(\vec{k}), U_1] = 0, \quad (\text{A3})$$

$$U_1\psi_{\vec{k}} = \zeta\psi_{\vec{k}}, \quad (\text{A4})$$

where ζ is an eigenvalue of U_1 . The square of g_1 is given by

$$g_1^2 = \{e | 011\}\{C_{1x} | 000\}. \quad (\text{A5})$$

We denote e as identity and C_{1x} as a 2π rotation. This means that ζ depends on \vec{k} and satisfies the following condition

$$\zeta_{\vec{k}}^2 = -e^{i\pi + ik_z}, \quad (\text{A6})$$

where -1 arises from the 2π rotation of the spin-1/2 electron, while the phase factor comes from the pure translation part of Eq.(A5). This means that $\zeta_{\vec{k}}$ takes two values

$$\zeta_{\vec{k}} = \pm e^{ik_z/2}. \quad (\text{A7})$$

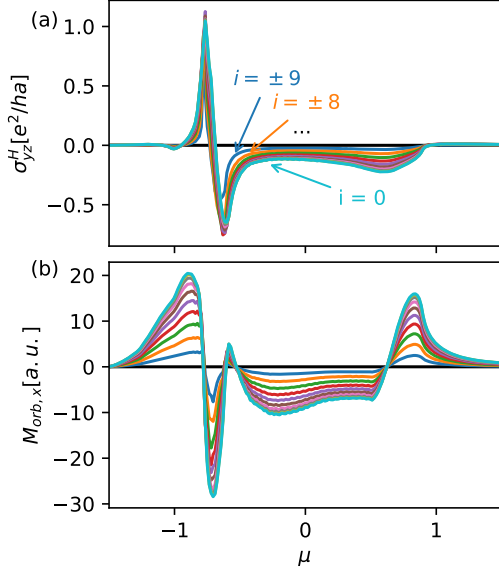


FIG. 10. μ -dependence of (a) $\sigma_{yz}^H(\vec{N}_i)$ and (b) $M_{\text{orb},x}(\vec{N}_i)$ for the collinear bulk.

Next, we consider the relation between g_1 and \tilde{g}_2 :

$$g_1 \tilde{g}_2 = \{e|001\}\{C_{1x}|000\}\tilde{g}_2 g_1. \quad (\text{A8})$$

where $\vec{q} = \vec{k}_{\parallel} = (k_y, k_z)^T$, γ is a small broadening, $|u_{\vec{q}n}\rangle$ denotes the Bloch eigenstates, and v_j is the velocity operator defined below.

To obtain the velocity operator, we follow the standard procedure of the Peierls substitution: each hopping term $t_{ij}\psi_i^\dagger\psi_j$ acquires a phase due to the vector potential \vec{A} associated with an external electric field $\vec{E} = -\partial\vec{A}/\partial t$:

$$\begin{aligned} t_{ij}\psi_i^\dagger\psi_j &\rightarrow t_{ij}\psi_i^\dagger\psi_j \exp\left(i \int_{\vec{r}_i}^{\vec{r}_j} d\vec{r} \cdot \vec{A}\right), \\ &\approx t_{ij}\psi_i^\dagger\psi_j \left[1 + i\vec{r}_{ij} \cdot \frac{\vec{A}(\vec{r}_i) + \vec{A}(\vec{r}_j)}{2}\right], \end{aligned} \quad (\text{B2})$$

where $\vec{r}_{ij} = \vec{r}_j - \vec{r}_i$. The velocity operator at site i is given by

$$v_l(\vec{r}_i) = \frac{\delta H[\vec{A}]}{\delta A_l(\vec{r}_i)}, \quad (\text{B3})$$

where $H[\vec{A}]$ is the Hamiltonian after the Peierls substitution. Finally, the velocity operator in Eq.(B1) is given

Let \tilde{U}_2 be the anti-unitary representation for \tilde{g}_2 and, without loss of generality, let $\zeta_{\vec{k}}$ be $e^{ik_z/2}$, then acting \tilde{U}_2 on the following first equation yields:

$$\begin{aligned} U_1\psi_{\vec{k}} &= e^{ik_z/2}\psi_{\vec{k}}, \\ \tilde{U}_2 U_1\psi_{\vec{k}} &= e^{-ik_z/2}\tilde{U}_2\psi_{\vec{k}}. \end{aligned} \quad (\text{A9})$$

We will show that $\tilde{U}_2\psi_{\vec{k}}$ is also an eigenvector of U_1 but with the eigenvalue of $-e^{ik_z/2}$. To see that, we use Eq.(A8):

$$U_1\tilde{U}_2\psi_{\vec{k}} = -e^{ik_z}\tilde{U}_2 U_1\psi_{\vec{k}} = -e^{ik_z/2}\tilde{U}_2\psi_{\vec{k}}, \quad (\text{A10})$$

where in the last equality, we use Eq.(A9). This means that $\tilde{U}_2\psi_{\vec{k}}$ is another eigenstate of $\mathcal{H}(\vec{k})$ and carries the opposite g_1 -eigenvalue to that of $\psi_{\vec{k}}$. Hence, it is guaranteed that there is a two-fold degeneracy protected by g_1 and \tilde{g}_2 .

Appendix B: Kubo formula for the domain wall Hall conductivity

The Kubo formula for the Hall conductivity is given by [37]

$$\sigma_{ij}^{H,DW} = \lim_{\omega \rightarrow 0} \frac{2\pi i}{L_x + 1} \frac{e^2}{h} \sum_{m,n} \int \frac{d^2 q}{(2\pi)^2} \frac{f(E_{\vec{q}m}) - f(E_{\vec{q}n})}{E_{\vec{q}n} - E_{\vec{q}m}} \left[\frac{(v_i)_{\vec{q}}^{mn} (v_j)_{\vec{q}}^{nm}}{\hbar\omega + i\gamma + E_{\vec{q}m} - E_{\vec{q}n}} \right], \quad (\text{B1})$$

by

$$v_l = \sum_i v_l(\vec{r}_i). \quad (\text{B4})$$

Appendix C: Hall conductivity and orbital magnetization for collinear bulk

To compute the site-averaged Hall conductivity of Eq.(7) and a similar site-averaged orbital magnetization, we first compute the same quantities for the collinear bulk with the Néel vector orientation \vec{N}_i 's that appear in the DW Ansatz for $w_{\text{dw}} = 20$. Recall that $\vec{N}_i = (0, \sin\theta_i, \cos\theta_i)^T$ and $\theta_i = \pi(2i + w_{\text{dw}})/2w_{\text{dw}}$ in the DW region $-w_{\text{dw}}/2 < i < w_{\text{dw}}/2$. Figure 10 shows the μ -dependence of the Hall conductivity $\sigma_{yz}^H(\vec{N}_i)$ and that of the orbital magnetization $M_{\text{orb},x}(\vec{N}_i)$. Note that $\vec{N}_{i=0} = \hat{y}$.

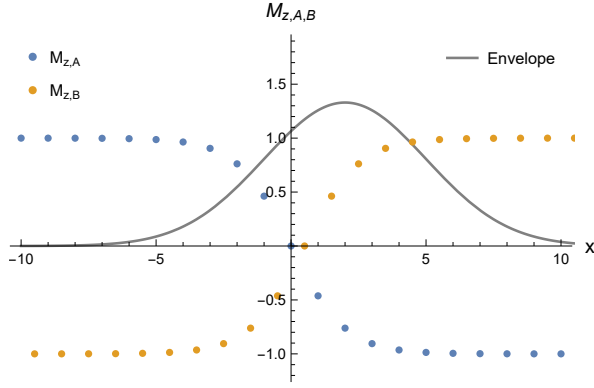


FIG. 11. Profile of $M_{z,A}$ and $M_{z,B}$ near the domain wall. The solid curve illustrates an envelope function for the coarse graining.

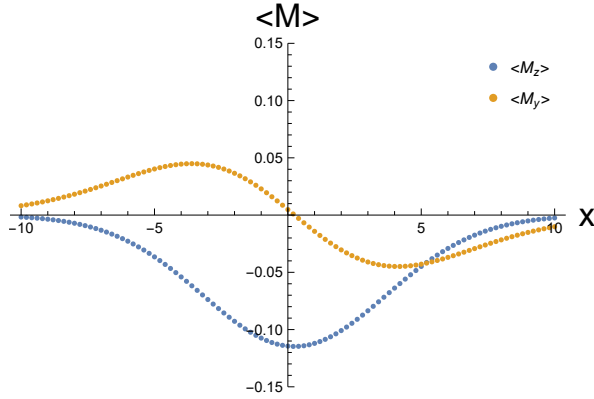


FIG. 12. Profiles of $\langle M_z \rangle$ and $\langle M_y \rangle$ in a DW region. Upon summing over the domain wall region, the z-component is nontrivial, while the y-component vanishes.

Appendix D: Non-altermagnetic origin of spin magnetization

In this Appendix, we illustrate how the z-component of the spin magnetization does not require altermagnetism. This can be seen by observing that the magnetic moments on the two sublattices reside at different positions, i.e. within each unit cell the sublattices A and B are located at different positions. As a result, a coarse graining of a Bloch DW profile of the Néel vector can qualitatively explain the non-vanishing spin magnetization. This occurs regardless of the altermagnetism or spin-orbit coupling.

We start by considering a Bloch domain wall of \vec{N}

as studied in the main text. Figure 11 shows the profiles of the associated magnetic dipole moments of the sublattices A and B. Without loss of generality, we only consider their z-components. We then perform a coarse graining procedure to obtain an averaged local magneti-

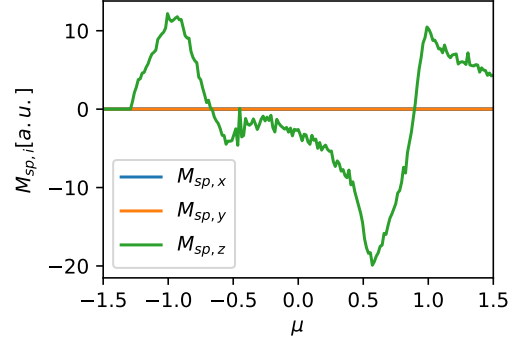


FIG. 13. Spin magnetization of conduction electrons in the absence of altermagnetism and SOC, i.e. when $t_d = \lambda = \lambda' = 0$. The presence of the z-component of \vec{M}_{sp} indeed does not rely on the altermagnetism or SOC, which is in agreement with the coarse graining picture in Fig.12.

zation

$$\langle \vec{M} \rangle(x) = \sum_i \sum_{s=A,B} f(x - x_i) \vec{M}_s(x_i), \quad (\text{D1})$$

where i is the unit-cell label, and $f(x - x_i)$ is an envelope function peaking at around $x - x_i = 0$. The solid curve in Fig. 11 illustrates a Gaussian envelope function. We note that $\langle \vec{M} \rangle$ should be viewed as a proxy for the spin magnetization studied in the main text.

Performing the coarse graining, we obtain the profile for the z-component as shown in Fig.12. We can also repeat the same calculation for the y-component. Upon summing over the DW region, only does the z-component survives. This means that the DW profile of the Néel vector generally produces a nontrivial magnetization, and it relies on neither altermagnetism nor spin-orbit coupling; the same outcome arises in a conventional antiferromagnet. To illustrate the last point, we compute the spin magnetization when we switch off the altermagnetism and the spin-orbit coupling, i.e. by setting $t_d = \lambda = \lambda' = 0$. Figure 13 shows the μ dependence of \vec{M}_{sp} and is to be compared with Fig.6(d) in the main text. The presence of z-component of \vec{M}_{sp} indeed does not rely on altermagnetism or spin-orbit coupling, and its value is qualitatively similar to that in Fig.6(d).

[1] Libor Šmejkal, Jairo Sinova, and Tomas Jungwirth. Beyond conventional ferromagnetism and antiferromagnetism: A phase with nonrelativistic spin and crystal rotation symmetry. *Phys. Rev. X*, 12:031042, Sep

2022. doi:10.1103/PhysRevX.12.031042. URL <https://link.aps.org/doi/10.1103/PhysRevX.12.031042>.

[2] Libor Šmejkal, Jairo Sinova, and Tomas Jungwirth. Emerging research landscape of altermag-

- netism. *Phys. Rev. X*, 12:040501, Dec 2022. doi: 10.1103/PhysRevX.12.040501. URL <https://link.aps.org/doi/10.1103/PhysRevX.12.040501>.
- [3] Ling Bai, Wanxiang Feng, Siyuan Liu, Libor Šmejkal, Yuriy Mokrousov, and Yugui Yao. Altermagnetism: Exploring new frontiers in magnetism and spintronics. *Advanced Functional Materials*, 34(49):2409327, 2024. doi:<https://doi.org/10.1002/adfm.202409327>. URL <https://advanced.onlinelibrary.wiley.com/doi/abs/10.1002/adfm.202409327>.
- [4] Yusuke Noda, Kaoru Ohno, and Shinichiro Nakamura. Momentum-dependent band spin splitting in semiconducting mno₂: a density functional calculation. *Phys. Chem. Chem. Phys.*, 18:13294–13303, 2016. doi: 10.1039/C5CP07806G. URL <http://dx.doi.org/10.1039/C5CP07806G>.
- [5] Kyo-Hoon Ahn, Atsushi Hariki, Kwan-Woo Lee, and Jan Kuneš. Antiferromagnetism in ruo₂ as *d*-wave pomeranchuk instability. *Phys. Rev. B*, 99:184432, May 2019. doi:10.1103/PhysRevB.99.184432. URL <https://link.aps.org/doi/10.1103/PhysRevB.99.184432>.
- [6] Satoru Hayami, Yuki Yanagi, and Hiroaki Kusunose. Momentum-dependent spin splitting by collinear antiferromagnetic ordering. *Journal of the Physical Society of Japan*, 88(12):123702, 2019. doi: 10.7566/JPSJ.88.123702. URL <https://doi.org/10.7566/JPSJ.88.123702>.
- [7] Makoto Naka, Satoru Hayami, Hiroaki Kusunose, Yuki Yanagi, Yukitoshi Motome, and Hitoshi Seo. Spin current generation in organic antiferromagnets. *Nature Communications*, 10(1):4305, Sep 2019. ISSN 2041-1723. doi: 10.1038/s41467-019-12229-y. URL <https://doi.org/10.1038/s41467-019-12229-y>.
- [8] Satoru Hayami, Yuki Yanagi, and Hiroaki Kusunose. Bottom-up design of spin-split and reshaped electronic band structures in antiferromagnets without spin-orbit coupling: Procedure on the basis of augmented multipoles. *Phys. Rev. B*, 102:144441, Oct 2020. doi: 10.1103/PhysRevB.102.144441. URL <https://link.aps.org/doi/10.1103/PhysRevB.102.144441>.
- [9] Rafael M. Fernandes, Vanuilo S. de Carvalho, Turan Birol, and Rodrigo G. Pereira. Topological transition from nodal to nodeless zeeman splitting in altermagnets. *Phys. Rev. B*, 109:024404, Jan 2024. doi: 10.1103/PhysRevB.109.024404. URL <https://link.aps.org/doi/10.1103/PhysRevB.109.024404>.
- [10] Claude Ederer and Nicola A. Spaldin. Towards a microscopic theory of toroidal moments in bulk periodic crystals. *Phys. Rev. B*, 76:214404, Dec 2007. doi: 10.1103/PhysRevB.76.214404. URL <https://link.aps.org/doi/10.1103/PhysRevB.76.214404>.
- [11] Nicola A Spaldin, Manfred Fiebig, and Maxim Mostovoy. The toroidal moment in condensed-matter physics and its relation to the magnetoelectric effect*. *Journal of Physics: Condensed Matter*, 20(43):434203, oct 2008. doi:10.1088/0953-9884/20/43/434203. URL <https://dx.doi.org/10.1088/0953-9884/20/43/434203>.
- [12] Yoshio Kuramoto, Hiroaki Kusunose, and Annamária Kiss. Multipole orders and fluctuations in strongly correlated electron systems. *Journal of the Physical Society of Japan*, 78(7):072001, 2009. doi:10.1143/JPSJ.78.072001. URL <https://doi.org/10.1143/JPSJ.78.072001>.
- [13] Paolo Santini, Stefano Carretta, Giuseppe Amoretti, Roberto Caciuffo, Nicola Magnani, and Gerhard H. Lander. Multipolar interactions in *f*-electron systems: The paradigm of actinide dioxides. *Rev. Mod. Phys.*, 81:807–863, Jun 2009. doi:10.1103/RevModPhys.81.807. URL <https://link.aps.org/doi/10.1103/RevModPhys.81.807>.
- [14] Paul A. McClarty and Jeffrey G. Rau. Landau theory of altermagnetism. *Phys. Rev. Lett.*, 132:176702, Apr 2024. doi:10.1103/PhysRevLett.132.176702. URL <https://link.aps.org/doi/10.1103/PhysRevLett.132.176702>.
- [15] Sayantika Bhowal and Nicola A. Spaldin. Ferromagnetically ordered magnetic octupoles in *d*-wave altermagnets. *Phys. Rev. X*, 14:011019, Feb 2024. doi: 10.1103/PhysRevX.14.011019. URL <https://link.aps.org/doi/10.1103/PhysRevX.14.011019>.
- [16] Charles R. W. Steward, Rafael M. Fernandes, and Jörg Schmalian. Dynamic paramagnon-polarons in altermagnets. *Phys. Rev. B*, 108:144418, Oct 2023. doi: 10.1103/PhysRevB.108.144418. URL <https://link.aps.org/doi/10.1103/PhysRevB.108.144418>.
- [17] Daniil S. Antonenko, Rafael M. Fernandes, and Jörn W. F. Venderbos. Mirror chern bands and weyl nodal loops in altermagnets. *Phys. Rev. Lett.*, 134:096703, Mar 2025. doi:10.1103/PhysRevLett.134.096703. URL <https://link.aps.org/doi/10.1103/PhysRevLett.134.096703>.
- [18] Sopheak Sorn. Antichiral surface states and su-schrieffer-heeger physics in rutile altermagnets. *Phys. Rev. B*, 111:L161109, Apr 2025. doi:10.1103/PhysRevB.111.L161109. URL <https://link.aps.org/doi/10.1103/PhysRevB.111.L161109>.
- [19] Xiaodong Zhou, Wanxiang Feng, Run-Wu Zhang, Libor Šmejkal, Jairo Sinova, Yuriy Mokrousov, and Yugui Yao. Crystal thermal transport in altermagnetic ruo₂. *Phys. Rev. Lett.*, 132:056701, Jan 2024. doi: 10.1103/PhysRevLett.132.056701. URL <https://link.aps.org/doi/10.1103/PhysRevLett.132.056701>.
- [20] Sopheak Sorn and Adarsh S. Patri. Signatures of hidden octupolar order from nonlinear hall effects. *Phys. Rev. B*, 110:125127, Sep 2024. doi: 10.1103/PhysRevB.110.125127. URL <https://link.aps.org/doi/10.1103/PhysRevB.110.125127>.
- [21] Yuan Fang, Jennifer Cano, and Sayed Ali Akbar Ghoreishi. Quantum geometry induced nonlinear transport in altermagnets. *Phys. Rev. Lett.*, 133:106701, Sep 2024. doi:10.1103/PhysRevLett.133.106701. URL <https://link.aps.org/doi/10.1103/PhysRevLett.133.106701>.
- [22] Jun Ōiké, Koki Shinada, and Robert Peters. Nonlinear magnetoelectric effect under magnetic octupole order: Application to a *d*-wave altermagnet and a pyrochlore lattice with all-in/all-out magnetic order. *Phys. Rev. B*, 110:184407, Nov 2024. doi: 10.1103/PhysRevB.110.184407. URL <https://link.aps.org/doi/10.1103/PhysRevB.110.184407>.
- [23] T. Farajollahpour, R. Ganesh, and K. V. Samokhin. Light-induced charge and spin hall currents in materials with c4k symmetry. *npj Quantum Materials*, 10(1):29, Mar 2025. ISSN 2397-4648. doi: 10.1038/s41535-025-00746-7. URL <https://doi.org/10.1038/s41535-025-00746-7>.
- [24] Kostiantyn V. Yershov, Volodymyr P. Kravchuk, Maria Daghofer, and Jeroen van den Brink. Fluctuation-induced piezomagnetism in local moment altermagnets. *Phys. Rev. B*, 110:144421, Oct 2024. doi: 10.1103/PhysRevB.110.144421. URL <https://link.aps.org/doi/10.1103/PhysRevB.110.144421>.

- aps.org/doi/10.1103/PhysRevB.110.144421.
- [25] Keigo Takahashi, Charles R. W. Steward, Masao Ogata, Rafael M. Fernandes, and Jörg Schmalian. Elasto-hall conductivity and the anomalous hall effect in altermagnets. *Phys. Rev. B*, 111:184408, May 2025. doi:10.1103/PhysRevB.111.184408. URL <https://link.aps.org/doi/10.1103/PhysRevB.111.184408>.
 - [26] Libor Šmejkal, Rafael González-Hernández, T. Jungwirth, and J. Sinova. Crystal time-reversal symmetry breaking and spontaneous hall effect in collinear antiferromagnets. *Science Advances*, 6(23):eaaz8809, 2020. doi:10.1126/sciadv.aaz8809. URL <https://www.science.org/doi/abs/10.1126/sciadv.aaz8809>.
 - [27] R. P. Rao, R. C. Sherwood, and N. Bartlett. “weak” ferromagnetism in pdf2. *The Journal of Chemical Physics*, 49(8):3728–3730, 10 1968. ISSN 0021-9606. doi:10.1063/1.1670662. URL <https://doi.org/10.1063/1.1670662>.
 - [28] Z. H. Zhu, J. Stremper, R. R. Rao, C. A. Occhialini, J. Pelliciani, Y. Choi, T. Kawaguchi, H. You, J. F. Mitchell, Y. Shao-Horn, and R. Comin. Anomalous antiferromagnetism in metallic RuO_2 determined by resonant x-ray scattering. *Phys. Rev. Lett.*, 122:017202, Jan 2019. doi:10.1103/PhysRevLett.122.017202. URL <https://link.aps.org/doi/10.1103/PhysRevLett.122.017202>.
 - [29] Zexin Feng, Xiaorong Zhou, Libor Šmejkal, Lei Wu, Zengwei Zhu, Huixin Guo, Rafael González-Hernández, Xiaoning Wang, Han Yan, Peixin Qin, Xin Zhang, Haojiang Wu, Hongyu Chen, Ziang Meng, Li Liu, Zhengcai Xia, Jairo Sinova, Tomáš Jungwirth, and Zhiqi Liu. An anomalous hall effect in altermagnetic ruthenium dioxide. *Nature Electronics*, 5(11):735–743, Nov 2022. ISSN 2520-1131. doi:10.1038/s41928-022-00866-z. URL <https://doi.org/10.1038/s41928-022-00866-z>.
 - [30] Libor Šmejkal, Allan H. MacDonald, Jairo Sinova, Satoru Nakatsuji, and Tomas Jungwirth. Anomalous hall antiferromagnets. *Nature Reviews Materials*, 7(6):482–496, Jun 2022. ISSN 2058-8437. doi:10.1038/s41578-022-00430-3. URL <https://doi.org/10.1038/s41578-022-00430-3>.
 - [31] Meng Wang, Katsuhiko Tanaka, Shiro Sakai, Ziqian Wang, Ke Deng, Yingjie Lyu, Cong Li, Di Tian, Shengchun Shen, Naoki Ogawa, Naoya Kanazawa, Pu Yu, Ryotaro Arita, and Fumitaka Kagawa. Emergent zero-field anomalous hall effect in a reconstructed rutile antiferromagnetic metal. *Nature Communications*, 14(1):8240, Dec 2023. ISSN 2041-1723. doi:10.1038/s41467-023-43962-0. URL <https://doi.org/10.1038/s41467-023-43962-0>.
 - [32] K. P. Kluczyk, K. Gas, M. J. Grzybowski, P. Skupinski, M. A. Borysiewicz, T. Fas, J. Suffczynski, J. Z. Domagala, K. Graszka, A. Mycielski, M. Baj, K. H. Ahn, K. Vyborny, M. Sawicki, and M. Gryglas-Borysiewicz. Coexistence of anomalous hall effect and weak magnetization in a nominally collinear antiferromagnet mnte. *Phys. Rev. B*, 110:155201, Oct 2024. doi:10.1103/PhysRevB.110.155201. URL <https://link.aps.org/doi/10.1103/PhysRevB.110.155201>.
 - [33] Daegeun Jo, Dongwook Go, Yuriy Mokrousov, Peter M. Oppeneer, Sang-Wook Cheong, and Hyun-Woo Lee. Weak ferromagnetism in altermagnets from alternating g -tensor anisotropy. *Phys. Rev. Lett.*, 134:196703, May 2025. doi:10.1103/PhysRevLett.134.196703. URL <https://link.aps.org/doi/10.1103/PhysRevLett.134.196703>.
 - [34] O. Gomonay, V. P. Kravchuk, R. Jaeschke-Ubiergo, K. V. Yershov, T. Jungwirth, L. Šmejkal, J. van den Brink, and J. Sinova. Structure, control, and dynamics of altermagnetic textures. *npj Spintronics*, 2(1):35, Jul 2024. ISSN 2948-2119. doi:10.1038/s44306-024-00042-3. URL <https://doi.org/10.1038/s44306-024-00042-3>.
 - [35] Wei Xia, Bo Bai, Xuejiao Chen, Yichen Yang, Yang Zhang, Jian Yuan, Qiang Li, Kunya Yang, Xiangqi Liu, Yang Shi, Haiyang Ma, Huali Yang, Mingquan He, Lei Li, Chuanying Xi, Li Pi, Xiaodong Lv, Xia Wang, Xuerong Liu, Shiyang Li, Xiaodong Zhou, Jianpeng Liu, Yulin Chen, Jian Shen, Dawei Shen, Zhicheng Zhong, Wenbo Wang, and Yanfeng Guo. Giant domain wall anomalous hall effect in a layered antiferromagnet eul_2Si_2 . *Phys. Rev. Lett.*, 133:216602, Nov 2024. doi:10.1103/PhysRevLett.133.216602. URL <https://link.aps.org/doi/10.1103/PhysRevLett.133.216602>.
 - [36] Fabian R. Lux, Frank Freimuth, Stefan Blügel, and Yuriy Mokrousov. Chiral hall effect in non-collinear magnets from a cyclic cohomology approach. *Phys. Rev. Lett.*, 124:096602, Mar 2020. doi:10.1103/PhysRevLett.124.096602. URL <https://link.aps.org/doi/10.1103/PhysRevLett.124.096602>.
 - [37] Sopheak Sorn and Arun Paramakanti. Domain wall skew scattering in ferromagnetic weyl metals. *Phys. Rev. B*, 103:104413, Mar 2021. doi:10.1103/PhysRevB.103.104413. URL <https://link.aps.org/doi/10.1103/PhysRevB.103.104413>.
 - [38] M. M. Piva, J. C. Souza, V. Brousseau-Couture, Sopheak Sorn, K. R. Pakuszewski, Janas K. John, C. Adriano, M. Côté, P. G. Pagliuso, Arun Paramakanti, and M. Nicklas. Topological features in the ferromagnetic weyl semimetal CeAlSi : Role of domain walls. *Phys. Rev. Res.*, 5:013068, Jan 2023. doi:10.1103/PhysRevResearch.5.013068. URL <https://link.aps.org/doi/10.1103/PhysRevResearch.5.013068>.
 - [39] Mercè Roig, Andreas Kreisel, Yue Yu, Brian M. Andersen, and Daniel F. Agterberg. Minimal models for altermagnetism. *Phys. Rev. B*, 110:144412, Oct 2024. doi:10.1103/PhysRevB.110.144412. URL <https://link.aps.org/doi/10.1103/PhysRevB.110.144412>.
 - [40] Theodoros Adamantopoulos, Maximilian Merte, Frank Freimuth, Dongwook Go, Lishu Zhang, Marjana Ležaić, Wanxiang Feng, Yugui Yao, Jairo Sinova, Libor Šmejkal, Stefan Blügel, and Yuriy Mokrousov. Spin and orbital magnetism by light in rutile altermagnets. *npj Spintronics*, 2(1):46, September 2024. ISSN 2948-2119. doi:10.1038/s44306-024-00053-0. URL <https://doi.org/10.1038/s44306-024-00053-0>.
 - [41] T. Thonhauser, Davide Ceresoli, David Vanderbilt, and R. Resta. Orbital magnetization in periodic insulators. *Phys. Rev. Lett.*, 95:137205, Sep 2005. doi:10.1103/PhysRevLett.95.137205. URL <https://link.aps.org/doi/10.1103/PhysRevLett.95.137205>.
 - [42] Di Xiao, Junren Shi, and Qian Niu. Berry phase correction to electron density of states in solids. *Phys. Rev. Lett.*, 95:137204, Sep 2005. doi:10.1103/PhysRevLett.95.137204. URL <https://link.aps.org/doi/10.1103/PhysRevLett.95.137204>.
 - [43] Davide Ceresoli, T. Thonhauser, David Vanderbilt, and R. Resta. Orbital magnetization in crystalline solids: Multi-band insulators, chern insulators, and

- metals. *Phys. Rev. B*, 74:024408, Jul 2006. doi: 10.1103/PhysRevB.74.024408. URL <https://link.aps.org/doi/10.1103/PhysRevB.74.024408>.
- [44] Junren Shi, G. Vignale, Di Xiao, and Qian Niu. Quantum theory of orbital magnetization and its generalization to interacting systems. *Phys. Rev. Lett.*, 99:197202, Nov 2007. doi:10.1103/PhysRevLett.99.197202. URL <https://link.aps.org/doi/10.1103/PhysRevLett.99.197202>.
- [45] Hana Schiff, Paul McClarty, Jeffrey G Rau, and Judit Romhányi. Collinear altermagnets and their landau theories. *arXiv preprint arXiv:2412.18025*, 2024.
- [46] Chao Chen Ye, Karma Tenzin, Jagoda Slawińska, and Carmine Autieri. Dominant orbital magnetization in the prototypical altermagnet mnTe. *arXiv preprint arXiv:2505.08675*, 2025.