

The matter with(in) CPL

LEONARDO GIANI ¹, RODRIGO VON MARTTENS ^{2,3} AND OLIVER FABIO PIATTELLA ^{4,5,6,7}

¹*School of Mathematics and Physics, The University of Queensland, Brisbane, QLD 4072, Australia*

²*Instituto de Fisica, Universidade Federal da Bahia, 40210-340, Salvador, BA, Brazil*

³*PPGCosmo, Universidade Federal do Espirito Santo, Vitoria-ES, 29075-910, Brazil*

⁴*Dipartimento di Scienza e Alta Tecnologia, Universita' degli Studi dell'Insubria, via Valleggio 11, I-22100 Como, Italy*

⁵*INFN Sez. di Milano, Via Celoria 16, 20126, Milano, Italy.*

⁶*Nucleo Cosmo-ufes, Universidade Federal do Espirito Santo, avenida F. Ferrari 514, 29075-910 Vitoria, Espirito Santo, Brazil.*

⁷*Como Lake centre for AstroPhysics (CLAP), DiSAT, Universita' dell'Insubria, via Valleggio 11, 22100 Como, Italy.*

ABSTRACT

We introduce a two-parameter phenomenological extension of the Λ CDM model in which the equation of state parameter of the “dust” fluid becomes different from zero for redshifts below a transition value z_t . Using data from DESI DR2 BAO, DESY5 Sn Ia and CMB distance priors (R, l_A, ω_b) data, we compare our model with the standard CPL parameterization $w_0 - w_a$ for dynamical dark energy. Using the Deviance Information Criteria (DIC), we find that the two models are essentially indistinguishable ($\Delta\text{DIC} < 2$) and preferred over Λ CDM with a significance $\geq 3\sigma$. We discuss how this parameterization finds a natural interpretation in the context of cosmological backreaction and derive a prediction for the evolution of the growth factor, discussing its impact on low redshift $f\sigma_8$ measurements.

1. MOTIVATION

During the past couple of years, the combination of Sn Ia and BAO measurements from DES (T. M. C. Abbott et al. 2024) and DESI (A. G. Adame et al. 2024a,b; M. Abdul Karim et al. 2025) with CMB observations (N. Aghanim et al. 2020) (or weak lensing measurements (T. M. C. Abbott et al. 2022)) revealed a $\sim 3\sigma$ ’s strong preference for Dynamical Dark Energy (DDE) over the cosmological constant Λ . This preference is usually quantified using the Chevallier-Polarsky-Linder (CPL) parametrization (M. Chevallier & D. Polarski 2001; E. V. Linder 2003), essentially a first order Taylor expansion at low redshift of the dark energy equation of state parameter w , but it has been shown to be robust even considering different dark energy models or parametrizations (W. Giarè et al. 2024; J.-Q. Jiang et al. 2024; N. Roy 2025; Z. Sakr 2025). Whilst this exciting result might indeed provide insights on the fundamental nature of Dark Energy, the fact that its equation of state parameter crosses the ridge $w = -1$ is concerning from a theoretical point of view, as it suggests a dark energy fluid exhibiting phantom behavior. For these reasons, a number of works (M. Cortès & A. R. Liddle 2024; D. Shlivko & P. J. Steinhardt 2024; G. Ye & S.-J. Lin 2025; E. O. Colgáin & M. M. Sheikh-Jabbari 2024; E. O. Colgáin et al. 2024) have tried to understand what feature of the data drives the preference for $w_0 w_a$ over the cosmological constant and whether or not phantom crossing is a necessary condition or just an artifact of the chosen parametrization. The individual datasets, when interpreted using a flat Λ CDM model, somewhat disagree on their inferred value of the present day matter density. In fact, BAO prefers $\Omega_m^{\text{DESI}} \approx 0.29 \pm 10^{-3}$, whereas CMB indicates $\Omega_m^{\text{Planck}} \approx 0.31 \pm 10^{-3}$ and supernovae $\Omega_m^{\text{DESY5}} \approx 0.35 \pm 10^{-2}$. One would naturally conclude that Λ CDM seemingly does not have sufficient freedom (or parameters) to provide a consistent cosmological evolution.

With the above motivation in mind, in this work we introduce a novel two-parameter extension of the Λ CDM model, where rather than modifying the evolution of the dark energy fluid, we focus on the matter equation of state parameter. We formulate the following ansatz for the total (baryonic plus dark) matter density:

$$\rho_m = \tilde{\rho}_0^{\text{dust}} (1+z)^3 f(z_t, \epsilon, z), \quad f(z_t, \epsilon, z) \equiv \left[\Theta(z - z_t) + \frac{(1+z)^\epsilon}{(1+z_t)^\epsilon} \Theta(z_t - z) \right], \quad (1)$$

describing a perfect fluid whose equation of state parameter transitions from $w = 0$ for $z > z_t$ to $w = \epsilon$ at later times $z < z_t$. In the above, $\Theta(x)$ is the Heaviside theta function: $\Theta(x) = 1$ if $x > 0$ and $\Theta(x) = 0$ otherwise, and where $\tilde{\rho}_0^{\text{dust}}$ represents the density that a standard dust fluid (without transition) would have at redshift zero starting from the same initial conditions. One can easily compute the difference between the two at present day:

$$\rho_m(z = 0) = \frac{\tilde{\rho}_0^{\text{dust}}}{(1 + z_t)^\epsilon}. \quad (2)$$

This parametrization finds a natural interpretation in the context of cosmological backreaction (T. Buchert & J. Ehlers 1997; C. Clarkson et al. 2011; K. Bolejko & M. Korzyński 2017). The distribution of the matter “fluid elements” across cosmic epochs is very different. Early in the evolution of the Universe, perturbations of the matter fluid are small, as reflected by the temperature fluctuations of the CMB. However, they are bounded to grow in an expanding Universe, eventually resulting in the complex web of inhomogeneities that we observe in the Universe today. The possible impact of these inhomogeneities on cosmological measurements and the overall expansion history of the Universe is subject of debate, with a spectrum of possibilities ranging from negligible impact (N. Kaiser 2017; A. Ishibashi & R. M. Wald 2006; S. R. Green & R. M. Wald 2011) to being responsible for the observed accelerated expansion of the Universe (S. Rasanen 2004; D. L. Wiltshire 2009; T. Buchert 2008). It has also been recognized that in this era of high-precision cosmology, at least in our cosmic neighborhood, these inhomogeneities can lead to systematic biases in our cosmological inference even in the framework of the Λ CDM model (A. Heinesen 2021; K. Bolejko et al. 2016; L. Giani et al. 2024a,b; A. Heinesen & H. J. Macpherson 2022; T. Anton & T. Clifton 2023). For our purposes, it is enough to recognize that the strong gravitational interactions between dark matter fluid elements in the late Universe at various scales justify possible deviations on the overall equation of state parameter of the matter fluid averaged on large volumes, as described by Eq. (1). We model the transition to such a different behavior with an instantaneous process (as reflected by the Heaviside step distribution), because properly characterizing a smoothed process would unavoidably introduce a new parameter $\delta\tau$ accounting for the transition timescale, and as thoroughly discussed in Refs. (E. V. Linder & D. Huterer 2005; E. Di Valentino et al. 2017), current observations are insufficient to effectively constrain dark energy parametrizations with more than two free parameters. In summary, Eq. (1) can be considered as an effective description of a matter fluid whose averaged (integrated) equation of state parameter between $0 < z < z_t$ is ϵ . For the remainder of this letter we will explore the impact of our modeling choice on the expansion history, constraining the parameters ϵ and z_t and performing a Bayesian comparison of the model against the $w_0 w_a$ parametrization and Λ CDM.

2. ANALYSIS

Since our model modifies the expansion history only at late times, we consider the CMB distance priors developed in L. Chen et al. (2019) for the parameters θ_* , R and w_b . A caveat is in order: whilst both θ_* and w_b can be considered model independent—the former measured directly in the CMB, and the latter strongly constrained by BBN—the prior on the shift parameter R implies a few hypothesis on ω_c and pre-recombination physics, as discussed thoroughly in D. Pedrotti et al. (2025); V. Poulin et al. (2025). We also use the most recent BAO measurements from the DESI DR2 data release M. Abdul Karim et al. (2025), in particular six measurements of distances D_H and D_M in the redshift range $0.5 < z < 2.5$. Finally, we consider the ~ 1500 Sn Ia measurements in the DESY5 catalog T. M. C. Abbott et al. (2024). It has been argued by G. Efstathiou (2025a) that the evidence for dynamical dark energy reported in the DESI DR1 BAO paper A. G. Adame et al. (2024a) might be due to systematics in the use of the DESY5 catalog. The DES collaboration, however, addressed these criticisms in (M. Vincenzi et al. 2025). Recently, G. Efstathiou (2025b) claimed that DESY5 data might be inconsistent with individual and combined measurements from DESI and Planck. In this paper we decide to use this catalog since it provides the strongest evidence in support of dynamical dark energy when combined with BAO measurements, and therefore allows to a fairer comparison of our model against the CPL parametrization.

The main results of our MCMC exploration, comparing CPL and the parametrization in Eq. (1) with Λ CDM, are reported in Fig. 1. We consider the MCMC chains converged if the Gelman Rubin $R - 1$ parameter (A. Gelman & D. B. Rubin 1992), computed using GetDist (A. Lewis 2019), is smaller than $R - 1 \leq 0.01$. Compared to Λ CDM, both the CPL parametrization and our model prefer lower values of Ω_m , $\tilde{\Omega}_m$ and H_0 at present day. Notice that the parameter $\tilde{\Omega}_m$ on the right-hand side of Fig. 1 is not the present day matter density. As described in Eq. (2), the two differ by a factor $(1 + z_t)^{-\epsilon} \approx 1.5$ at the MAP values from Table 1 ($\epsilon \approx -0.58$ and $z_t \approx 1.14$).

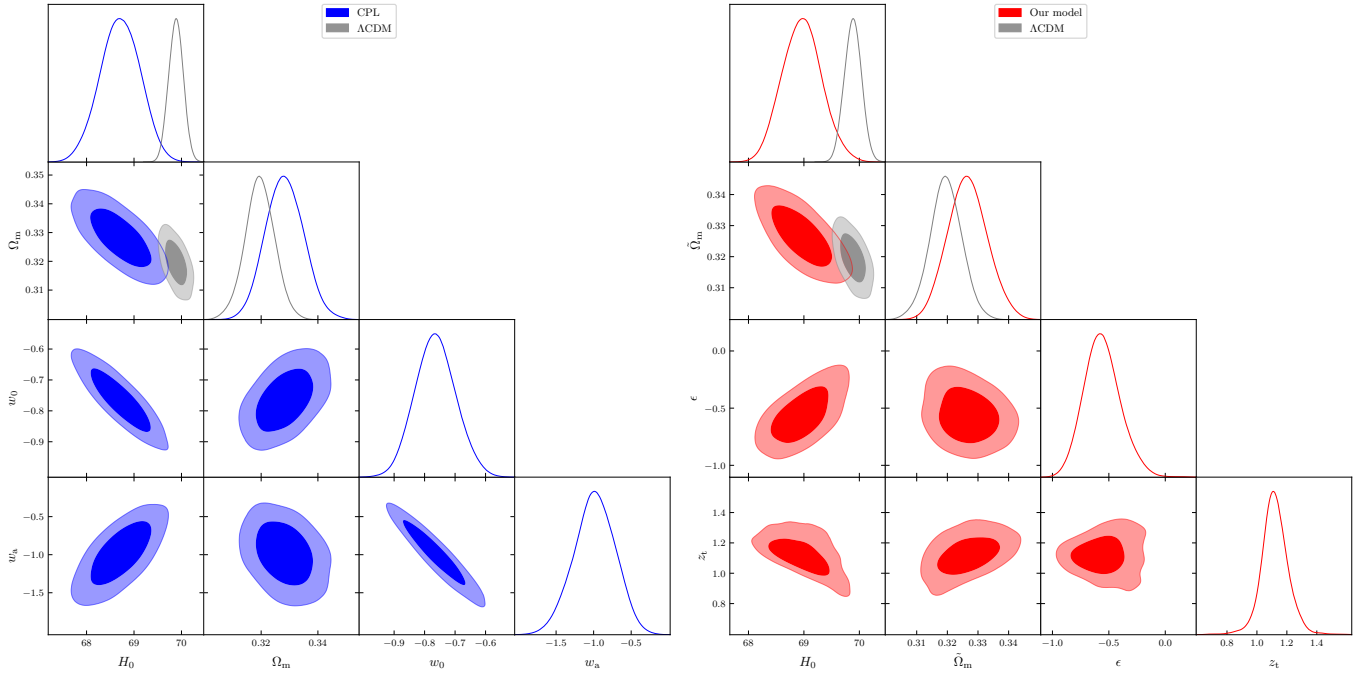


Figure 1. The posteriors from our MCMC explorations for the CPL parametrization (left) and the model proposed in this work (right). Interestingly, the marginalized posteriors on H_0 and $\Omega_m, \tilde{\Omega}_m$ are very similar, despite a very different phenomenology at intermediate redshifts.

Table 2 reports the values of the χ^2 of the individual datasets computed at the maximum a posteriori (MAP), as well as the differences in the deviance information criteria (DIC) between the models and the Λ CDM (R. Trotta 2008). Interestingly, compared to CPL, our model performs slightly better in fitting the BAO data but slightly worse in fitting CMB and supernovae. We compute the preference for these models over Λ CDM using their respective p-values from the cumulative χ^2 distribution, and find that both are preferred at more than $\geq 3\sigma$ significance, but the two are essentially indistinguishable in the current analysis.

Fig. 2 shows the behavior of the BAO distances in the two models compared to the best fit of the fiducial Λ CDM model. One can see that while the integrated expansion history in CPL and our proposal is very similar (as reflected in the asymptotic behavior of D_M), differences in the actual $H(z)$ can be of the order of percent at redshifts $z \geq 0.5$, as reflected in the theoretical prediction for D_H . This implies that the two models, although rather degenerate at lower redshifts, can be distinguished in the future when more data at intermediate redshifts, such as those expected from Euclid, LSST and DESI will be available.

Models	Parameters					
	Ω_m (or $\tilde{\Omega}_m$)	H_0	w_0	w_a	ϵ	z_t
Λ CDM	0.32 ± 0.01	69.89 ± 0.15	—	—	—	—
CPL	0.33 ± 0.01	68.70 ± 0.42	-0.76 ± 0.07	-0.97 ± 0.28	—	—
This Work	0.33 ± 0.01	68.94 ± 0.35	—	—	-0.58 ± 0.16	1.14 ± 0.08

Table 1. Results of our MCMC exploration for the marginalized constraints on the cosmological parameters of the different models. Notice that the Ω_m relative to the model proposed in this work is actually $\tilde{\Omega}_m$, as described by Eq. (2).

3. INTERPRETATION AND DISCUSSION

As already mentioned, our parametrization finds a natural interpretation in the context of cosmological backreaction. Indeed, one would naively expect a transition in the dark matter equation of state parameter once its fluid elements get rearranged in the complex network of large scale structures in the cosmic web. A posteriori, this speculation is supported by data preferring a transition redshift $z_t \approx \mathcal{O}(1)$, roughly at the time when density perturbations on the

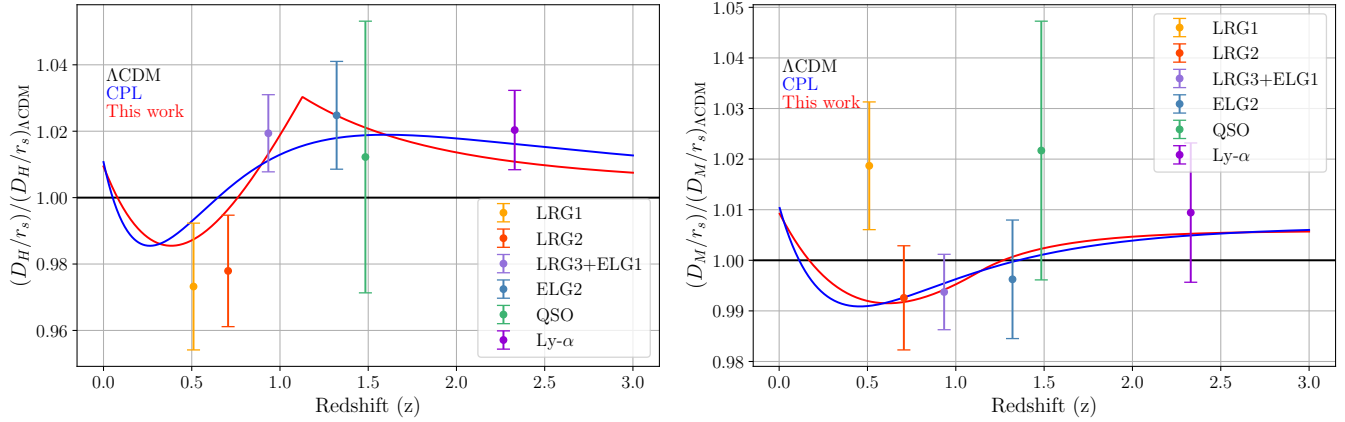


Figure 2. The behavior of the distances D_H (left) and their integral D_M (right), weighted using the fiducial Λ CDM best fit. As reflected by the variation of the corresponding χ^2 distributions, our model offers a slightly better fit to the BAO data in our model compared to CPL. Notice that the error bars on the data points, due to the rescaling of the Λ CDM best fit, are larger than the original DESI data and misleadingly suggest that all the measurements are within $1 - \sigma$ from Λ CDM. The sharp transition in our model at $z = z_t$ is reflected by the spike in the theoretical prediction for D_H .

Model	BAO	χ^2_{MAP} SN Ia	CMB	$\Delta\chi^2_{\text{MAP}}$	$\Delta(\text{DIC})$	Significance
Λ CDM	17.17	1644.08	0.75	—	—	—
CPL	9.19	1638.09	0.53	-14.19	-11.18	3.41σ
This work	7.90	1639.71	0.63	-13.76	-9.57	3.31σ

Table 2. The χ^2 distributions of the individual datasets for the best fit (MPA) values of each model, and the differences in their DIC values with respect to Λ CDM.

Mpc scale become non-linear. We stress indeed that the model recovers the Λ CDM limit when $\varepsilon = 0$ or $z_t = 0$, but this region of the parameter space seems excluded at more than 2σ 's (see Fig. 1).

There is of course an elephant in the room asking which type of non-linear effects could give rise to such a negative ε as the one preferred by the data. Indeed, previous investigations on the subject of cosmological backreaction from non-linearities, see for example [D. Baumann et al. \(2012\)](#), excluded the possibility that matter non-linearities can produce an effective negative equation of state parameter w . On the other hand, other works have suggested that backreaction from the cosmic web can effectively mimic the appearance of spatial curvature, see for example Refs. ([K. Bolejko 2017](#); [A. Heinenen & T. Buchert 2020](#)), whose equation of state parameter can be negative. [L. Giani et al. \(2024b\)](#) concluded that a negative effective w can be expected if large voids of radius 1 – 10 Mpc are the driving force of backreaction effects in the cosmic web at late times. However, even in light of the above investigations, it seems rather difficult to explain how the effects of the backreaction could explain a value of ε as small as $\varepsilon \sim -0.5$.

Despite the above theoretical issues, it is remarkable that a simple parametrization as the one in Eq. (1) for the matter fluid evolution can result in such an interesting phenomenology and be competitive with the CPL parametrization. Furthermore, if we assume that the backreaction interpretation is correct, it allows for a physically motivated prediction for the behavior of linear cosmological perturbations. Indeed, as discussed in ([L. Giani et al. 2024b](#)) the non-linearities are expected to impact the background evolution but not the linear interactions between dust fluid elements. Therefore, the only modifications to the evolution equation for the density contrast on sub-horizon scales

$$\delta'' + 2H\delta - 4\pi G_N \rho_m = 0, \quad (3)$$

are due to the different behavior of H and ρ_m . As a consequence, the predictions for the growth rate of structures are easily distinguishable. Fig. 3 compares the evolution of $f\sigma_8$ predicted by Eq. (1) and the Λ CDM one assuming $\Omega_m = \bar{\Omega}_m = 0.3$ and $H_0 = 70$ km/s/Mpc. For the CPL parameterization, our ignorance about the perturbative nature of the underlying dark energy fluid prevents us from analyzing similar observables.

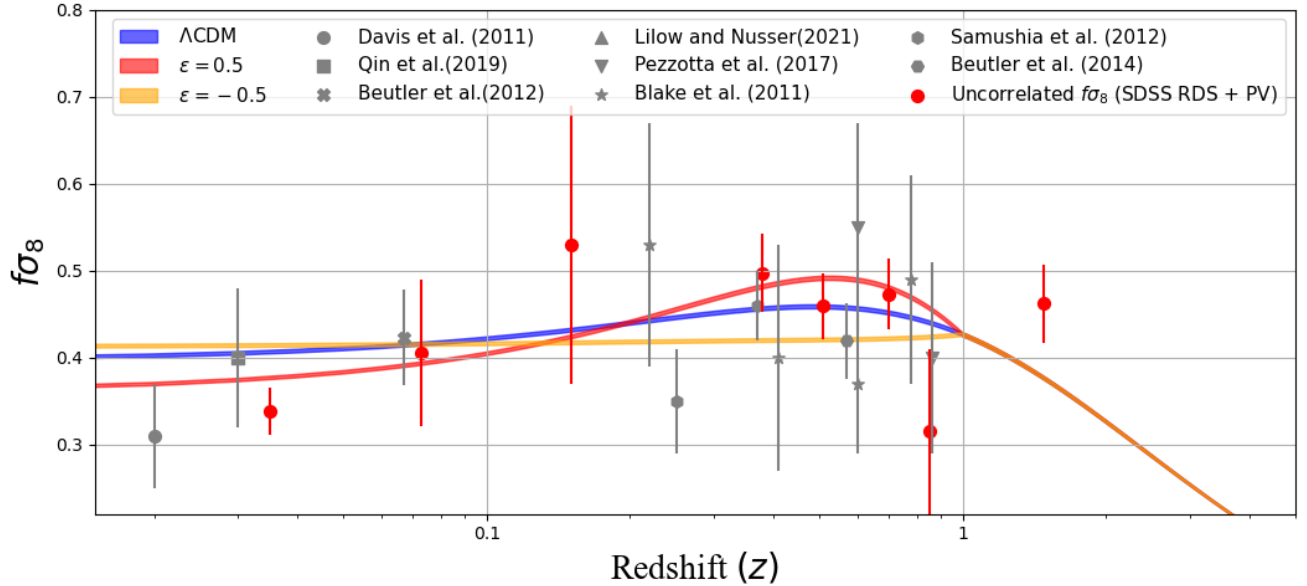


Figure 3. Predictions for the evolution of $f\sigma_8$ for the Λ CDM (blue) and our model, fixing $\Omega_m = \tilde{\Omega}_m = 0.3$, $H_0 = 70$ km/s/Mpc and a transition at redshift $z_t = 1$ with $\epsilon = \pm 1/2$ (red and yellow). Red dots indicate a number of recent, uncorrelated $f\sigma_8$ measurements from S. Alam et al. (2021); Y. Lai et al. (2022); K. Said et al. (2020), and the grey points a collection of correlated measurements usually considered in the literature (from M. Davis et al. (2011); F. Qin et al. (2019); F. Beutler et al. (2014); R. Lilow & A. Nusser (2021); A. Pezzotta et al. (2017); C. Blake et al. (2011); L. Samushia et al. (2014); F. Beutler et al. (2012))

In the past few months, while this work has been developed, some works have studied the potential of a modified matter evolution rather than dynamical dark energy (U. Kumar et al. 2025; W. Yang et al. 2025), and a few days before the submission of this paper X. Chen & A. Loeb (2025) considered a very similar step function model, but without providing a similar and thorough Bayesian analysis (our predicted phenomenology is, however, in agreement). These alternative descriptions are probably driven by the desire to avoid the issues of phantom crossing implied by the use of CPL parametrization and the disagreement between the inferred value of Ω_m from different datasets. In these regards, the parametrization advanced in this work possesses both these features in a rather economical way: there is no phantom crossing, and it is expected to infer a different extrapolated matter density at different times. Furthermore, the model proposed here and $w_0 w_a$ have rather different behavior at intermediate redshift and we expect that future data from for Euclid, LSST and DESI will be able to distinguish between the two.

There is one further advantage of our parametrization worth discussing. As mentioned earlier (and shown explicitly in the left panel of Fig. 1), the lower values for Ω_m obtained using the CPL parametrization seem to worsen the Hubble tension. Our results show that in fact the model prefers a lower matter density at earlier times $\tilde{\Omega}_m$ than in the Λ CDM model. However, the presence of a negative ϵ makes it dilute slower at late times, so the density of physical matter is greater than a factor ~ 1.5 . At the very least, the phenomenology presented in this work might provide a framework to deal with the Ω_m and H_0 tensions without incurring in the proverbial *short blanket* dilemma. In this work, we focus on the comparison between our model and the CPL parametrization, without including local H_0 information, and therefore it is not surprising to find values of the Hubble constant compatible with Planck. We will investigate how this picture changes including datasets relevant for the Hubble tension and $f\sigma_8$ measurements, such as full-shape measurements, low redshift Sn Ia and fundamental plane in an upcoming paper.

4. ACKNOWLEDGEMENTS

We are grateful to Sunny Vagnozzi for useful comments and suggestions. LG acknowledges support from the Australian Government through the Australian Research Council Centre of Excellence for Gravitational Wave Discovery (OzGrav). RvM is supported by Fundação de Amparo à Pesquisa do Estado da Bahia (FAPESB) grant TO APP0039/2023.

REFERENCES

- Abbott, T. M. C., et al. 2022, *Phys. Rev. D*, 105, 023520, doi: [10.1103/PhysRevD.105.023520](https://doi.org/10.1103/PhysRevD.105.023520)
- Abbott, T. M. C., et al. 2024, <https://arxiv.org/abs/2401.02929>
- Abdul Karim, M., et al. 2025, <https://arxiv.org/abs/2503.14738>
- Adame, A. G., et al. 2024a, <https://arxiv.org/abs/2404.03002>
- Adame, A. G., et al. 2024b, <https://arxiv.org/abs/2411.12022>
- Aghanim, N., et al. 2020, *Astron. Astrophys.*, 641, A6, doi: [10.1051/0004-6361/201833910](https://doi.org/10.1051/0004-6361/201833910)
- Alam, S., et al. 2021, *Phys. Rev. D*, 103, 083533, doi: [10.1103/PhysRevD.103.083533](https://doi.org/10.1103/PhysRevD.103.083533)
- Anton, T., & Clifton, T. 2023, *Class. Quant. Grav.*, 40, 145004, doi: [10.1088/1361-6382/acdbfd](https://doi.org/10.1088/1361-6382/acdbfd)
- Baumann, D., Nicolis, A., Senatore, L., & Zaldarriaga, M. 2012, *JCAP*, 07, 051, doi: [10.1088/1475-7516/2012/07/051](https://doi.org/10.1088/1475-7516/2012/07/051)
- Beutler, F., Blake, C., Colless, M., et al. 2012, *mnras*, 423, 3430, doi: [10.1111/j.1365-2966.2012.21136.x](https://doi.org/10.1111/j.1365-2966.2012.21136.x)
- Beutler, F., et al. 2014, *Mon. Not. Roy. Astron. Soc.*, 443, 1065, doi: [10.1093/mnras/stu1051](https://doi.org/10.1093/mnras/stu1051)
- Blake, C., Brough, S., Colless, M., et al. 2011, *mnras*, 415, 2876, doi: [10.1111/j.1365-2966.2011.18903.x](https://doi.org/10.1111/j.1365-2966.2011.18903.x)
- Bolejko, K. 2017, *JCAP*, 06, 025, doi: [10.1088/1475-7516/2017/06/025](https://doi.org/10.1088/1475-7516/2017/06/025)
- Bolejko, K., & Korzyński, M. 2017, *Int. J. Mod. Phys. D*, 26, 1730011, doi: [10.1142/S0218271817300117](https://doi.org/10.1142/S0218271817300117)
- Bolejko, K., Nazer, M. A., & Wiltshire, D. L. 2016, *JCAP*, 06, 035, doi: [10.1088/1475-7516/2016/06/035](https://doi.org/10.1088/1475-7516/2016/06/035)
- Buchert, T. 2008, *Gen. Rel. Grav.*, 40, 467, doi: [10.1007/s10714-007-0554-8](https://doi.org/10.1007/s10714-007-0554-8)
- Buchert, T., & Ehlers, J. 1997, *Astron. Astrophys.*, 320, 1, <https://arxiv.org/abs/astro-ph/9510056>
- Chen, L., Huang, Q.-G., & Wang, K. 2019, *JCAP*, 02, 028, doi: [10.1088/1475-7516/2019/02/028](https://doi.org/10.1088/1475-7516/2019/02/028)
- Chen, X., & Loeb, A. 2025, <https://arxiv.org/abs/2505.02645>
- Chevallier, M., & Polarski, D. 2001, *Int. J. Mod. Phys. D*, 10, 213, doi: [10.1142/S0218271801000822](https://doi.org/10.1142/S0218271801000822)
- Clarkson, C., Ellis, G., Larena, J., & Umeh, O. 2011, *Rept. Prog. Phys.*, 74, 112901, doi: [10.1088/0034-4885/74/11/112901](https://doi.org/10.1088/0034-4885/74/11/112901)
- Colgáin, E. O., Dainotti, M. G., Capozziello, S., et al. 2024, <https://arxiv.org/abs/2404.08633>
- Colgáin, E. O., & Sheikh-Jabbari, M. M. 2024, <https://arxiv.org/abs/2412.12905>
- Cortés, M., & Liddle, A. R. 2024, *JCAP*, 12, 007, doi: [10.1088/1475-7516/2024/12/007](https://doi.org/10.1088/1475-7516/2024/12/007)
- Davis, M., Nusser, A., Masters, K., et al. 2011, *Mon. Not. Roy. Astron. Soc.*, 413, 2906, doi: [10.1111/j.1365-2966.2011.18362.x](https://doi.org/10.1111/j.1365-2966.2011.18362.x)
- Di Valentino, E., Melchiorri, A., Linder, E. V., & Silk, J. 2017, *Phys. Rev. D*, 96, 023523, doi: [10.1103/PhysRevD.96.023523](https://doi.org/10.1103/PhysRevD.96.023523)
- Efstathiou, G. 2025a, *Mon. Not. Roy. Astron. Soc.*, 538, 875, doi: [10.1093/mnras/staf301](https://doi.org/10.1093/mnras/staf301)
- Efstathiou, G. 2025b, <https://arxiv.org/abs/2505.02658>
- Gelman, A., & Rubin, D. B. 1992, *Statist. Sci.*, 7, 457, doi: [10.1214/ss/1177011136](https://doi.org/10.1214/ss/1177011136)
- Giani, L., Howlett, C., Said, K., Davis, T., & Vagnozzi, S. 2024a, *JCAP*, 01, 071, doi: [10.1088/1475-7516/2024/01/071](https://doi.org/10.1088/1475-7516/2024/01/071)
- Giani, L., Von Marttens, R., & Camilleri, R. 2024b, <https://arxiv.org/abs/2410.15295>
- Giarè, W., Najafi, M., Pan, S., Di Valentino, E., & Firouzjaee, J. T. 2024, *JCAP*, 10, 035, doi: [10.1088/1475-7516/2024/10/035](https://doi.org/10.1088/1475-7516/2024/10/035)
- Green, S. R., & Wald, R. M. 2011, *Phys. Rev. D*, 83, 084020, doi: [10.1103/PhysRevD.83.084020](https://doi.org/10.1103/PhysRevD.83.084020)
- Heinesen, A. 2021, *Phys. Rev. D*, 103, 023537, doi: [10.1103/PhysRevD.103.023537](https://doi.org/10.1103/PhysRevD.103.023537)
- Heinesen, A., & Buchert, T. 2020, *Class. Quant. Grav.*, 37, 164001, doi: [10.1088/1361-6382/ab954b](https://doi.org/10.1088/1361-6382/ab954b)
- Heinesen, A., & Macpherson, H. J. 2022, *JCAP*, 03, 057, doi: [10.1088/1475-7516/2022/03/057](https://doi.org/10.1088/1475-7516/2022/03/057)
- Ishibashi, A., & Wald, R. M. 2006, *Class. Quant. Grav.*, 23, 235, doi: [10.1088/0264-9381/23/1/012](https://doi.org/10.1088/0264-9381/23/1/012)
- Jiang, J.-Q., Pedrotti, D., da Costa, S. S., & Vagnozzi, S. 2024, *Phys. Rev. D*, 110, 123519, doi: [10.1103/PhysRevD.110.123519](https://doi.org/10.1103/PhysRevD.110.123519)
- Kaiser, N. 2017, *Mon. Not. Roy. Astron. Soc.*, 469, 744, doi: [10.1093/mnras/stx907](https://doi.org/10.1093/mnras/stx907)
- Kumar, U., Ajith, A., & Verma, A. 2025, <https://arxiv.org/abs/2504.14419>
- Lai, Y., Howlett, C., & Davis, T. M. 2022, *Mon. Not. Roy. Astron. Soc.*, 518, 1840, doi: [10.1093/mnras/stac3252](https://doi.org/10.1093/mnras/stac3252)
- Lewis, A. 2019, <https://arxiv.org/abs/1910.13970>
- Lilow, R., & Nusser, A. 2021, *Mon. Not. Roy. Astron. Soc.*, 507, 1557, doi: [10.1093/mnras/stab2009](https://doi.org/10.1093/mnras/stab2009)
- Linder, E. V. 2003, *Phys. Rev. Lett.*, 90, 091301, doi: [10.1103/PhysRevLett.90.091301](https://doi.org/10.1103/PhysRevLett.90.091301)
- Linder, E. V., & Huterer, D. 2005, *Phys. Rev. D*, 72, 043509, doi: [10.1103/PhysRevD.72.043509](https://doi.org/10.1103/PhysRevD.72.043509)

- Pedrotti, D., Jiang, J.-Q., Escamilla, L. A., da Costa, S. S., & Vagnozzi, S. 2025, *Phys. Rev. D*, 111, 023506, doi: [10.1103/PhysRevD.111.023506](https://doi.org/10.1103/PhysRevD.111.023506)
- Pezzotta, A., et al. 2017, *Astron. Astrophys.*, 604, A33, doi: [10.1051/0004-6361/201630295](https://doi.org/10.1051/0004-6361/201630295)
- Poulin, V., Smith, T. L., Calderón, R., & Simon, T. 2025, *Phys. Rev. D*, 111, 083552, doi: [10.1103/PhysRevD.111.083552](https://doi.org/10.1103/PhysRevD.111.083552)
- Qin, F., Howlett, C., & Staveley-Smith, L. 2019, *Mon. Not. Roy. Astron. Soc.*, 487, 5235, doi: [10.1093/mnras/stz1576](https://doi.org/10.1093/mnras/stz1576)
- Rasanen, S. 2004, *JCAP*, 02, 003, doi: [10.1088/1475-7516/2004/02/003](https://doi.org/10.1088/1475-7516/2004/02/003)
- Roy, N. 2025, *Phys. Dark Univ.*, 48, 101912, doi: [10.1016/j.dark.2025.101912](https://doi.org/10.1016/j.dark.2025.101912)
- Said, K., Colless, M., Magoulas, C., Lucey, J. R., & Hudson, M. J. 2020, *Mon. Not. Roy. Astron. Soc.*, 497, 1275, doi: [10.1093/mnras/staa2032](https://doi.org/10.1093/mnras/staa2032)
- Sakr, Z. 2025, <https://arxiv.org/abs/2501.14366>
- Samushia, L., et al. 2014, *Mon. Not. Roy. Astron. Soc.*, 439, 3504, doi: [10.1093/mnras/stu197](https://doi.org/10.1093/mnras/stu197)
- Shlivko, D., & Steinhardt, P. J. 2024, *Phys. Lett. B*, 855, 138826, doi: [10.1016/j.physletb.2024.138826](https://doi.org/10.1016/j.physletb.2024.138826)
- Trotta, R. 2008, *Contemp. Phys.*, 49, 71, doi: [10.1080/00107510802066753](https://doi.org/10.1080/00107510802066753)
- Vincenzi, M., et al. 2025, <https://arxiv.org/abs/2501.06664>
- Wiltshire, D. L. 2009, *Phys. Rev. D*, 80, 123512, doi: [10.1103/PhysRevD.80.123512](https://doi.org/10.1103/PhysRevD.80.123512)
- Yang, W., Pan, S., Di Valentino, E., et al. 2025, <https://arxiv.org/abs/2504.11973>
- Ye, G., & Lin, S.-J. 2025, <https://arxiv.org/abs/2505.02207>