

Real-Time Bit-Level Encryption of Full High-Definition Video Without Diffusion

Dong Jiang, Hui-ran Luo, Zi-jian Cui, Xi-jue Zhao, Lin-sheng Huang, Liang-liang Lu

Abstract—Despite the widespread adoption of Shannon’s confusion-diffusion architecture in image encryption, the implementation of diffusion to sequentially establish inter-pixel dependencies for attaining plaintext sensitivity constrains algorithmic parallelism, while the execution of multiple rounds of diffusion operations to meet the required sensitivity metrics incurs excessive computational overhead. Consequently, the pursuit of plaintext sensitivity through diffusion operations is the primary factor limiting the computational efficiency and throughput of video encryption algorithms, rendering them inadequate to meet the demands of real-time encryption for high-resolution video. To address the performance limitation, this paper proposes a real-time video encryption protocol based on heterogeneous parallel computing, which incorporates the SHA-256 hashes of original frames as input, employs multiple CPU threads to concurrently generate encryption-related data, and deploys numerous GPU threads to simultaneously encrypt pixels. By leveraging the extreme input sensitivity of the SHA hash, the proposed protocol achieves the required plaintext sensitivity metrics with only a single round of confusion and XOR operations, significantly reducing computational overhead. Furthermore, through eliminating the reliance on diffusion, it realizes the allocation of a dedicated GPU thread for encrypting each pixel within every channel, effectively enhancing algorithm’s parallelism. The experimental results demonstrate that our approach not only exhibits superior statistical properties and robust security but also achieving delay-free bit-level encryption for 1920×1080 resolution (full high definition) video at 30 FPS, with an average encryption time of 25.84 ms on a server equipped with an Intel Xeon Gold 6226R CPU and an NVIDIA GeForce RTX 3090 GPU. In addition, the proposed protocol is employed to implement a real-time video monitoring system, enabling delay-free encryption of 640×480 resolution video at 24 FPS on an NVIDIA Jetson Xavier NX equipped with an NVIDIA Carmel ARM CPU and a Volta GPU, thereby demonstrating its feasibility for real-world applications.

Index Terms—Real-time bit-level video encryption, diffusion-free, full high-definition, heterogeneous parallel computing.

This work was supported in part by the National Natural Science Foundation of China under Grant 12274233, in part by the Major Scientific Research Project of Anhui province under Grant KJ2021ZD0005, in part by the Compiled Scientific Research Planning Project of Anhui University under Grant 2022AH040020, and in part by the University Collaborative Innovation Project of Anhui Province under Grant GXXT-2021-091. (Corresponding authors: Dong Jiang, Lin-sheng Huang, and Liang-liang Lu.)

Dong Jiang and Lin-sheng Huang are with the School of Internet, Anhui University, Hefei 230039, China, and also with the National Engineering Research Center for Agro-Ecological Big Data Analysis and Application, Anhui University, Hefei, 230601, China (email: jiangd@nju.edu.cn; linsheng0808@ahu.edu.cn).

Hui-ran Luo, Zi-jian Cui, and Xi-jue Zhao are with the School of Internet, Anhui University, Hefei 230039, China.

Liang-liang Lu is with the Key laboratory of Optoelectronic Technology of Jiangsu Province, Nanjing Normal University, Nanjing 210023, China, and also with the National Laboratory of Solid State Microstructures, Nanjing University, Nanjing 210093, China (email: lianglianglu@nju.edu.cn).

I. INTRODUCTION

WITH the rapid advancement of network and multimedia technologies, video has been extensively utilized across various application scenarios, including military command, traffic monitoring, and social networking, consequently creating an substantial demand for secure video transmission and progressively establishing video encryption as a prominent research hotspot [1]. To ensure that encrypted video frames attain superior statistical properties and exhibit robust security resilience against potential cryptographic threats, mainstream video encryption algorithms predominantly utilize the Shannon Confusion-Diffusion Architecture (SCDA), a well-established paradigm that has been widely adopted in the field of image encryption [2]. In SCDA, confusion systematically permutes pixel positions without modifying their values, thereby disrupting the visual structure of the original frame and reducing statistical correlations among adjacent pixels, whereas diffusion strategically alters pixel values and distributes individual pixel influences across the entire frame, thus encrypting the pixels and ensuring plaintext sensitivity [3]. However, these operations are inherently time-consuming and commonly require multiple rounds of confusion and diffusion operations to guarantee that the encrypted frames achieve a satisfactory level of statistical properties and security [4].

The extended encryption durations, while potentially acceptable for image encryption applications, are insufficient to satisfy the stringent real-time processing demands of video encryption systems, as exceeding the threshold of 1000 milliseconds (ms) divided by the frame rate (Frames Per Second, FPS), potentially resulting in detrimental latency issues. Therefore, many video encryption algorithms adopt a simplified encryption process, implementing a single round of confusion and diffusion operations for frame encryption, thereby enhancing computational efficiency and encryption speed [5]–[8]. Although these studies have significantly advanced video encryption technology, their encrypting times, ranging from hundreds to thousands of milliseconds per frame, remain inadequate to satisfy the essential requirements for real-time video encryption applications. To tackle this challenge, recent works have incorporated parallel computing [9], [10] and heterogeneous parallel computing [11] technologies into video encryption, employing CPU thread allocation at the sub-frame level and GPU thread assignment at the pixel level to enable simultaneous execution of confusion and diffusion operations, thereby significantly reducing the average encryption time to below 40 ms, even when a total of over ten rounds of confusion and diffusion operations are performed on each frame.

Despite demonstrating that parallel and heterogeneous parallel computing techniques can effectively enhance encryption speed, these works remain inadequate to meet the demands for real-time encryption of High-Definition (HD) video. This inadequacy is primarily constrained by two factors: First, the diffusion method employed in these works, along with many other approaches [12]–[14], necessitate the sequential establishment of inter-pixel relationships between original and encrypted counterparts to achieve plaintext sensitivity, thereby ensuring resistance against differential attacks. The inherently sequential characteristic of diffusion significantly constraints the algorithmic parallelism, limiting the optimal utilization of hardware resources. Second, the majority of statistical and security metrics can be attained without performing multiple rounds of confusion and diffusion operations. The additional iterations primarily serve to reinforce diffusion effectiveness, thus ensuring compliance with stringent plaintext sensitivity metrics. The requisite multiple diffusion rounds considerably elevates the computational overhead, compromising encryption speed. Consequently, the pursuit of plaintext sensitivity through diffusion operations is the primary factor that limits the throughput of video encryption algorithms.

To solve this problem, a real-time video encryption algorithm based on heterogeneous parallel computing is proposed in this paper. It utilizes the SHA-256 hash of each original frame as input to initialize chaotic systems distributed across multiple CPU threads, which operate in parallel to generate the necessary data for encryption, while allocating numerous GPU threads to concurrently perform bit-level confusion and XOR operations on respective pixels for frame encryption. Our method ensures that any modification to even a single channel of any pixel in the original frame generates a distinct SHA-256 hash, leading to entirely different data from the CPU threads and resulting in fundamentally divergent encryption outcomes from the GPU threads, thereby achieving plaintext sensitivity without diffusion. Thus, it can not only allocate a dedicated GPU thread for each channel of every pixel, significantly enhancing the algorithmic parallelism, but also attain required plaintext sensitivity metrics with just a single round of confusion and XOR operations, substantially reducing the computational overhead, ultimately resulting in accelerated encryption speed. The experimental results demonstrate that the proposed protocol exhibits outstanding statistical properties, provides robust resistance against different types of attacks and channel noise, and enables delay-free full HD (1920×1080 resolution) video encryption at 30 FPS, utilizing a server equipped with an Intel Xeon Gold 6226R CPU and an NVIDIA GeForce RTX 3090 GPU, achieving an average encryption time of 25.84 ms. It is also utilized to implement a real-time secure video monitoring system that enables delay-free 640×480 video encryption at 24 FPS on an NVIDIA Jetson Xavier NX featuring an NVIDIA Carmel ARM CPU and a Volta GPU, showcasing its high feasibility. Furthermore, by utilizing the SHA-256 hash of each original frame, our protocol not only establishes a dynamic key space and exhibits resistance to dynamic degradation but also demonstrates enhanced resilience against cropping attacks and channel noise, owing to the absence of diffusion affecting the decryption.

II. PROTOCOL DESCRIPTION

The proposed protocol leverages heterogeneous parallel computing, utilizing a main CPU thread to oversee the encryption process, multiple worker CPU threads to concurrently generate different types of data required for encryption, and numerous GPU threads to simultaneously perform bit-level confusion and XOR operations to encrypt the original frame. It consists of three phases: initial condition reconstruction, data generation, and frame encryption. This section elaborates on the operational workflow of each phase, accompanied by detailed algorithmic descriptions.

A. Initial condition reconstruction

In the proposed protocol, the Lorenz Hyper Chaotic System (LHCS), defined as follows [15], is employed due to its exceptional statistical properties and extensive applications in audio [16], image [17], and video encryption [18].

$$\begin{cases} \dot{x} = \sigma(y - x) + w \\ \dot{y} = \rho x - y - xz \\ \dot{z} = xy - \beta z \\ \dot{w} = -yz + \gamma w \end{cases} \quad (1)$$

where σ , ρ , β , γ are constants, while x_0 , y_0 , z_0 , and w_0 are referred to as the initial conditions, with γ serving as the control parameter. When $\sigma = 10$, $\rho = 28$, $\beta = \frac{8}{3}$, and $-1.52 \leq \gamma \leq -0.06$, LHCS exhibits a hyperchaotic behavior [19]. The main thread T_m utilizes a single LHCS, denoted as LHCS_m , whereas each worker thread T_w^i ($i \in \{1, 2, \dots, n\}$) employs two LHCSs, designated as $\text{LHCS}_w^{i,1}$ and $\text{LHCS}_w^{i,2}$, representing the first and second LHCSs of T_w^i , respectively. The LHCS_m is utilized to generate initial conditions necessary to initialize the LHCS_w s, which are responsible for producing distinct types of data required for the frame encryption phase.

Unlike many video encryption algorithms that produce encrypted frames by utilizing data derived from an iterative trajectory, the proposed protocol reconstructs the initial conditions for all LHCSs prior to frame encryption, ensuring that each frame is processed using entirely distinct trajectories. The initial condition reconstruction can be distinguished into two cases, with the user input of x_0 , y_0 , z_0 , w_0 , and γ required for the first original frame, followed by the reconstruction of initial conditions using the SHA-256 hash of the frame. However, the calculation of the SHA-256 hash for a frame with a resolution of 1920×1080 requires approximately 17 ms, even on an Intel Xeon Gold 6226R CPU, rendering it infeasible for real-time video encryption. Thus, in the proposed protocol, T_m partitions the original frame into multiple sub-frames f_i ($i \in \{1, 2, \dots, n\}$), with each T_w^i computing the SHA-256 hash h_i for its assigned sub-frame f_i . Subsequently, T_m calculates the SHA-256 hash H of the frame through the bitwise XOR operation, expressed as $H = h_1 \oplus h_2 \oplus \dots \oplus h_n$.

The calculated SHA-256 hash is employed to reconstruct the user-input initial conditions required for initializing the LHCS_m , with x_0 serving as an example to demonstrate the reconstruction process, as illustrated in Fig. 1 (a). The reconstruction of x_0 is achieved through a three-step process: first,

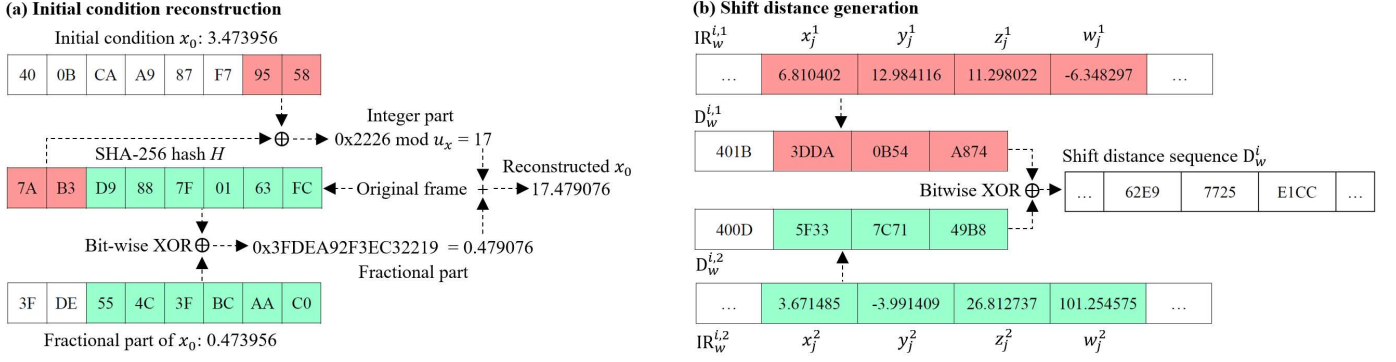


Fig. 1. The workflow diagrams of initial condition reconstruction and shift distance generation.

generating an integer via a bitwise XOR operation between the two least significant bytes of x_0 and two bytes extracted from H , followed by a modulo operation constrained by the predefined upper bound u_x of x_0 ; second, producing a decimal through a bitwise XOR operation between the six least significant bytes of the fractional part of x_0 and bytes from H ; and finally, combining these generated integer and decimal values. The reconstruction of an initial condition requires eight bytes from the SHA-256 hash, with the full 32-byte hash value enabling the reconstruction of all initial conditions x_0 , y_0 , z_0 , and w_0 , which, in conjunction with the control parameter γ , are utilized to initialize the LHCS $_m$. Following the initialization, LHCS $_m$ is iterated to produce a set of iteration results $IR = \{x_1, y_1, z_1, w_1, \dots, x_{2n}, y_{2n}, z_{2n}, w_{2n}\}$, which are subsequently utilized to initialize all LHCS $_w$ s. For each subsequent frame following the first, the iteration results x_{2n} , y_{2n} , z_{2n} , and w_{2n} from LHCS $_m$ processing the previous frame are reconstructed using the SHA-256 hash of the current frame to generate x_0 , y_0 , z_0 , and w_0 , which are used to reinitialize LHCS $_m$, followed by reinitializing all LHCS $_w$ s using the iteration results from the reinitialized LHCS $_m$.

B. Data generation

Since the proposed protocol employs the circular shift method to shuffle the pixels and requires bytes for encryption, all T_w s utilize their respective LHCS $_w$ s to concurrently produce both shift distances and bytes for frame encryption. For shift distance generation, as illustrated in Fig. 1 (b), T_w^i utilizes its respective LHCS $_w$ s to produce two sets of iteration results $IR_w^{i,1} = \{\dots, x_j^1, y_j^1, z_j^1, w_j^1, \dots\}$ and $IR_w^{i,2} = \{\dots, x_j^2, y_j^2, z_j^2, w_j^2, \dots\}$. By extracting six bytes from the mantissa portion¹ of each iteration result and constructing a shift distance from every two bytes, T_w^i generates two shift distance sequences $D_w^{i,1} = \{d_1^1, d_2^1, \dots\}$ and $D_w^{i,2} = \{d_1^2, d_2^2, \dots\}$. The shift distance sequence D_w^i for confusion operations can be produced through bitwise XOR operations between $D_w^{i,1}$ and $D_w^{i,2}$, as expressed by $D_w^i = \{d_1^1 \oplus d_1^2, d_2^1 \oplus d_2^2, \dots\}$. The byte generation employs a similar methodology, with the only distinction being that the byte sequence for frame encryption is produced through a bitwise XOR operation applied byte-by-byte to the bytes extracted from two iteration results.

¹In IEEE 754 standard, a double-precision floating-point number consists of three parts: a sign bit, an exponent of 11 bits, and a mantissa of 52 bits.

C. Frame encryption

In the frame encryption phase, the generated shift distances D are utilized to perform circular shifts on the frame, thereby shuffling the pixels, while the produced bytes B are employed to apply bitwise XOR operations on the pixels, thus encrypting the frame. To enhance encryption speed, a dedicated GPU thread $T_{g(i,j)}^c$ (where $i \in \{1, \dots, h\}$ denotes the row index, $j \in \{1, \dots, w\}$ represents the column index, and $c \in \{r, g, b\}$ indicates the channel) is assigned to each channel of every pixel, enabling the simultaneous execution of confusion and XOR operations. To encrypt a frame with a resolution of $w \times h$, each T_g initially performs bit-level decomposition of its assigned pixel value, separating it into eight individual bits, thereby generating an expanded bit matrix M of dimension $[8 \times w, h]$. Subsequently, confusion operations involving bidirectional bit-level circular shifting are performed on M . For threads sharing the same row and channel, a shift distance d_h retrieved from D enables horizontal circular shifting of their respective 8 bits according to the following equation:

$$M[i, (j + (d_h \text{ MOD } 8w)) \text{ MOD } 8w] = M[i, j], \quad (2)$$

For threads sharing the same column and channel, vertical circular shifting can be applied as follows:

$$M[(i + (d_v \text{ MOD } h)) \text{ MOD } h, j] = M[i, j], \quad (3)$$

Finally, each T_g retrieves a byte b from the generated byte sequence B , decomposes b into eight individual bits, and performs bit-by-bit XOR operations on its assigned 8-bit pixel value, thereby achieving the encryption of the pixel value.

D. Algorithmic descriptions

The workflow diagram of the proposed protocol is demonstrated in Fig. 2, accompanied by detailed algorithmic descriptions for the main and worker threads provided in Algo. 1 and 2, respectively, while the algorithms related to the GPU threads are presented in Algo. 3 through 7. Given that the decryption process is the inverse transformation of the encryption procedure, its details are not included in this paper. However, the complete implementation of the proposed protocol is publicly available in the source code repository at: <https://github.com/jiangDongAHU/blfhdv>. For further details, please refer to the source code.

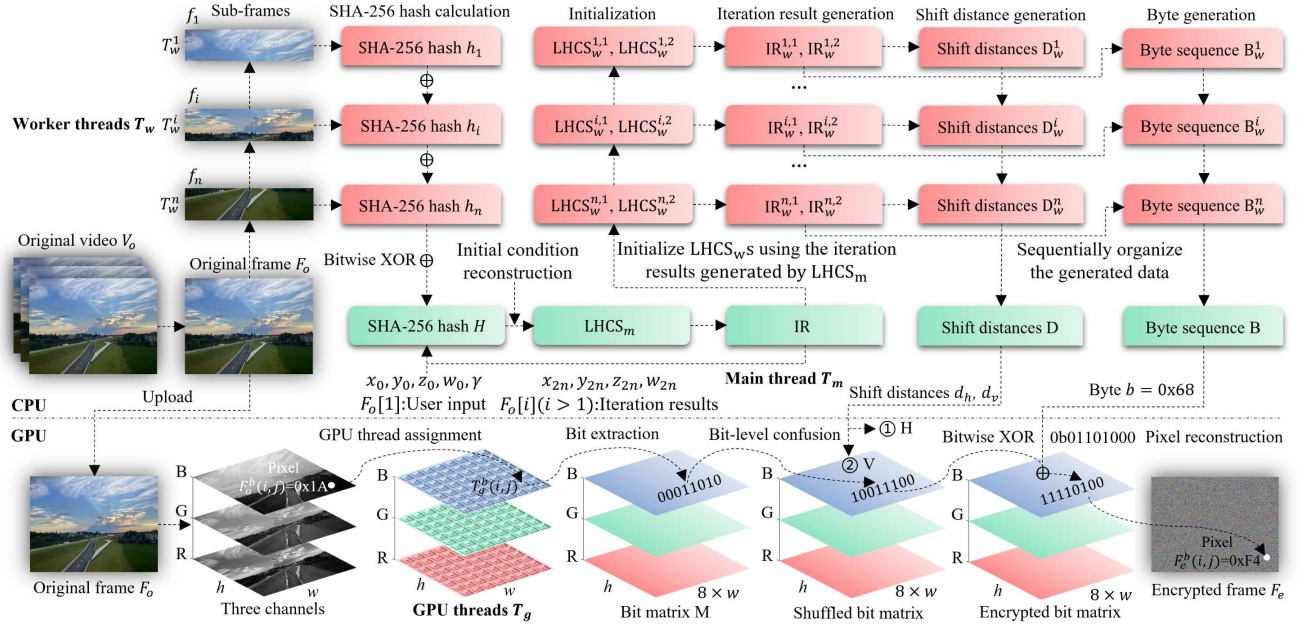


Fig. 2. The workflow diagram of the proposed protocol(R: red, G: green, B: blue, H: horizontal, V: vertical, w : width, h : height.)

Algorithm 1 Video encryption algorithm for the main thread T_m .

Input: Number of worker threads: n ; Original video: V_o ; User inputs: $x_0, y_0, z_0, w_0, \gamma$; Frame resolution: width w , height: h .
Output: Encrypted frame: F_e .
1: Create worker threads $\{T_w^i\}_{i=1}^n$;
2: Allocate matrices $\{M_e^c, M_t^c\}_{c \in \{R, G, B\}}$ of size $8w \times h$ in GPU memory;
3: **while** extract an original frame F_o from V_o **do**
4: Partition F_o into n sub-frames $\{f_i\}_{i=1}^n$;
5: Wake up all T_w s to compute SHA-256 hash values $\{h_i\}_{i=1}^n$;
6: Compute SHA-256 hash H of F_o as $H \leftarrow h_1 \oplus \dots \oplus h_n$;
7: **if** F_o is the initial frame **then**
8: Reconstruct user inputs x_0, y_0, z_0, w_0 using H ;
9: **else**
10: Reconstruct initial conditions using H and $x_{2n}, y_{2n}, z_{2n}, w_{2n}$;
11: **end if**
12: Initialize LHCS $_m$ using reconstructed x_0, y_0, z_0, w_0 along with γ ;
13: Generate iteration results $IR = \{x_1, y_1, \dots, z_{2n}, w_{2n}\}$;
14: Wake up all T_w s to generate shift distances D and byte sequence B ;
15: Upload F_o, D , and B to GPU memory;
16: **for** $k \leftarrow 3$ **to** 7 **do**
17: Launch GPU threads $\{T_g^c(i, j)\}_{i=1, j=1}^{h, w}$;
18: Execute Algo. k concurrently across all GPU threads;
19: Update $M_t^c \leftarrow M_e^c$;
20: **end for**
21: Download F_e from the GPU memory;
22: **end while**
23: Terminate all worker threads;

Algorithm 2 Data generation algorithm for worker thread T_w^i .

Input: Thread index: i ; Sub-frame: f_i ; Iteration results generated by LHCS $_m$: IR .
Output: Shift Distances: D_w^i ; Bytes: B_w^i .
1: **while** True **do**
2: Wait to be awakened by T_m ;
3: Calculate the SHA-256 hash h_i of f_i ;
4: Wait to be awakened by T_m ;
5: Fetch iteration results from IR to initialize LHCS $_w^{i,1}$ and LHCS $_w^{i,2}$;
6: Iterate two LHCS $_w$ s to generate iteration results $IR_w^{i,1}$ and $IR_w^{i,2}$;
7: Generate shift distances $D_w^{i,1}$ and $D_w^{i,2}$ using iteration results;
8: Calculate the final shift distances for confusion $D_w^i \leftarrow D_w^{i,1} \oplus D_w^{i,2}$;
9: Generate bytes $B_w^{i,1}$ and $B_w^{i,2}$ using iteration results;
10: Calculate the final bytes for XOR operations $B_w^i \leftarrow B_w^{i,1} \oplus B_w^{i,2}$;
11: **end while**

Algorithm 3 Bit extraction algorithm for GPU thread $T_g^c(i, j)$

Input: Thread index: (i, j) ; Channel: c ; Original frame: F_o ; Bit matrix: M_t^c .
Output: Original bis.
1: Retrieve the pixel $F_o^c(i, j)$ at coordinate (i, j) from channel c of F_o ;
2: **for** $k \leftarrow 0$ **to** 7 **do**
3: temp $\leftarrow F_o^c(i, j)$;
4: $M_t^c(i, j \times 8 + k) \leftarrow \text{temp AND } 0x01$; \triangleright Store the bit into M_t^c
5: $F_o^c(i, j) \leftarrow F_o^c(i, j) \gg 1$;
6: **end for**

Algorithm 4 Confusion algorithm in the horizontal direction for $T_g^c(i, j)$

Input: Index: (i, j) ; Channel: c ; Bit matrices: M_e^c, M_t^c ; Shift distance: d_h .
1: **for** $k \leftarrow 0$ **to** 7 **do**
2: $M_e^c(i, (8j + k + (d_h \text{ MOD } 8w)) \text{ MOD } 8w) \leftarrow M_t^c(i, 8j + k)$;
3: **end for**

Algorithm 5 Confusion algorithm in the vertical direction for $T_g^c(i, j)$

Input: Index: (i, j) ; Channel: c ; Bit matrices: M_e^c, M_t^c ; Shift distance: d_v .
Output: Shuffled bits.
1: **for** $k \leftarrow 0$ **to** 7 **do**
2: $M_e^c((i + (d_v \text{ MOD } h)) \text{ MOD } h, 8j + k) \leftarrow M_t^c(i, 8j + k)$;
3: **end for**

Algorithm 6 XOR operation algorithm for $T_g^c(i, j)$

Input: Index: (i, j) ; Channel: c ; Byte extracted from B : b .
Output: Encrypted bits.
1: **for** $k \leftarrow 0$ **to** 7 **do**
2: temp $\leftarrow b \text{ AND } 0x01$;
3: $M_e^c(i, 8j + k) \leftarrow M_t^c(i, 8j + k) \oplus \text{temp}$;
4: $b \leftarrow b \gg 1$;
5: **end for**

Algorithm 7 Pixel reconstruction algorithm for GPU thread $T_g^c(i, j)$.

Input: Index: (i, j) ; Channel: c ; Bit matrix: M_e^c .
Output: Encrypted pixel $F_e^c(i, j)$.
1: **for** $k \leftarrow 7$ **to** 0 **do**
2: $F_e^c(i, j) \leftarrow F_e^c(i, j) \text{ OR } M_e^c(i, (8j + k))$;
3: **if** $k \neq 0$ **then**
4: $F_e^c(i, j) \leftarrow F_e^c(i, j) \ll 1$;
5: **end if**
6: **end for**

III. STATISTICAL EVALUATION

An ideal video encryption algorithm should ensure that the encrypted video frames exhibit superior statistical properties, thereby providing robust resistance against various attacks. Consequently, this section conducts a comprehensive statistical analysis, systematically evaluating the statistical properties of both the original and encrypted frames across three dimensions: uniformity, correlation, and randomness. To carry out the experiments, six distinct types of original video files, including Akiyo, Coastguard, Hall, Rhinos, Train, and Waterfall, are employed as the experimental dataset. The proposed protocol is implemented on a workstation equipped with an Intel Xeon Gold 6226R CPU@2.90 GHz, 32 GB of RAM, and an NVIDIA GeForce RTX 3090 graphics card, running the Ubuntu 22.04 operating system with OpenCV 4.5.4 and CUDA 12.4. For ease of computation, all original video files are converted to MP4 format with a resolution of 512×512 and subsequently encrypted using the implemented cryptosystem. All original and encrypted frames are stored as images in .tif format, with their statistical properties analyzed utilizing MATLAB R2024b on the Windows 11 operating system.

A. Uniformity evaluation

A histogram is a graphical representation that depicts the distribution of pixel intensities within a video frame, effectively illustrating the frequency of occurrence for each distinct pixel intensity value [20]. The implemented cryptosystem should produce encrypted frames characterized by uniformly distributed pixel intensities, thereby ensuring the concealment of the information contained in the original frames. Therefore, an original frame is selected from the Akiyo video, as shown in Fig. 3 (a), with the histograms of its red, green, and blue channels displayed in Fig. 3 (b), (c), (d), respectively. The corresponding encrypted frame is presented in Fig. 3 (e), along with the histograms of its red, green, and blue channels illustrated in Fig. 3 (f), (g), (h), respectively.

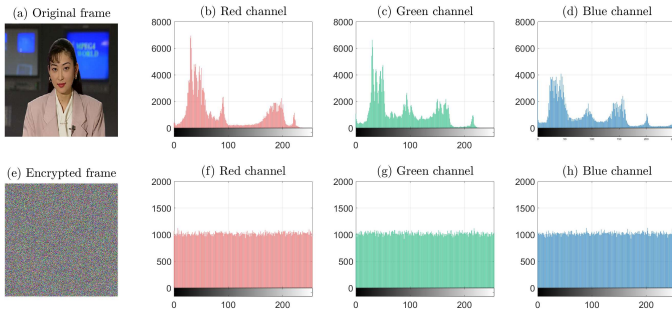


Fig. 3. Histograms of the original and encrypted frames, (a) original frame (Akiyo) (b) - (d) histograms of the red, green, and blue channels of the original frame, (e) encrypted frame, (f) - (h) histograms of the red, green, and blue channels of the encrypted frame.

The variance and χ^2 value of a histogram can be employed to quantitatively measure its uniformity. The variance of a 256-level intensity histogram for a given frame is calculated using the following equation [21]:

$$\text{var}(Z) = \frac{1}{256^2} \sum_{i=0}^{255} \sum_{j=0}^{255} \frac{1}{2} (z_i - z_j)^2, \quad (4)$$

where $Z = \{z_0, z_1, \dots, z_{255}\}$ represents the histogram value vector, with z_i denoting the frequency count of pixels at intensity level i . χ^2 value of a histogram is defined as [22]:

$$\chi^2 = \sum_{i=0}^{255} \frac{(z_i - N/256)^2}{N/256}, \quad (5)$$

where N is the total number of pixels within the frame, $N/256$ indicates the expected frequency of occurrence for each intensity level. A statistically inverse correlation exists between the variance and the degree of uniformity. At the predetermined significance level $\alpha = 0.05$, the critical χ^2 value with 255 degrees of freedom is determined to be $\chi_{0.05}^2(255) = 293.25$ [23]. This indicates that a lower variance in an encrypted frame is preferable, and its χ^2 value must be less than 293.25. The variances and χ^2 values of all frames are calculated for each original and encrypted video, with the minimum, maximum, and average variances presented in Tab. I, and the corresponding χ^2 values demonstrated in Tab. II.

TABLE I
VARIANCES OF THE ORIGINAL AND ENCRYPTED VIDEO FRAMES.

File Name	Channel	Minimum	Maximum	Average
V_o (Akiyo)	Red	1549012	1588564	1569890
	Green	1294011	1352300	1321363
	Blue	1673799	1768554	1716427
V_e (Akiyo)	Red	837.733	1368.392	1059.840
	Green	817.749	1431.192	1052.498
	Blue	757.357	1329.506	1062.486
V_o (Coastguard)	Red	428851	1032264	716174
	Green	436678	1068929	728323
	Blue	526302	1094718	812570
V_e (Coastguard)	Red	835.584	1343.835	1046.121
	Green	828.541	1298.102	1051.799
	Blue	734.455	1299.820	1040.726
V_o (Hall)	Red	1625481	1996426	1874129
	Green	1441909	1824582	1683879
	Blue	1264504	1455022	1363269
V_e (Hall)	Red	800.024	1359.624	1068.746
	Green	801.851	1335.608	1055.489
	Blue	818.525	1328.753	1043.324
V_o (Rhinos)	Red	1832386	15586486	5159395
	Green	1684264	14742950	4497307
	Blue	2143286	16651285	6392665
V_e (Rhinos)	Red	859.647	1491.969	1119.121
	Green	844.314	1438.541	1120.671
	Blue	933.263	1531.388	1155.267
V_o (Train)	Red	1510604	11445872	3046951
	Green	1369801	6385973	2196022
	Blue	2297943	9479171	3729807
V_e (Train)	Red	818.165	1452.596	1096.494
	Green	784.729	1338.690	1068.023
	Blue	856.737	1504.243	1110.727
V_o (Waterfall)	Red	731855	790814	754425
	Green	1278808	1436426	1347749
	Blue	2509192	2672742	2582557
V_e (Waterfall)	Red	776.361	1301.333	1055.060
	Green	789.082	1327.341	1053.498
	Blue	793.451	1360.737	1075.248

V_o : original video, V_e : encrypted video.

TABLE II
 χ^2 VALUES OF THE ORIGINAL AND ENCRYPTED VIDEO FRAMES.

File Name	Channel	Minimum	Maximum	Average
V_o (Akiyo)	Red	385740	395590	390939
	Green	322239	336754	329050
	Blue	416815	440411	427431
V_e (Akiyo)	Red	208.615	340.762	263.925
	Green	203.639	356.400	262.097
	Blue	188.600	331.078	264.584
V_o (Coastguard)	Red	106794	257058	178344
	Green	108743	266188	181370
	Blue	131062	272610	202349
V_e (Coastguard)	Red	208.080	334.646	260.509
	Green	206.326	323.258	261.923
	Blue	182.896	323.686	259.165
V_o (Hall)	Red	404783	497157	466702
	Green	359069	454364	419325
	Blue	314891	362335	339486
V_e (Hall)	Red	199.225	338.578	266.143
	Green	199.680	332.598	262.841
	Blue	203.832	330.891	259.812
V_o (Rhinos)	Red	456307	3881400	1284810
	Green	419421	3671340	1119935
	Blue	533728	4146560	1591924
V_e (Rhinos)	Red	214.072	371.535	278.687
	Green	210.254	358.230	279.073
	Blue	232.404	381.352	287.688
V_o (Train)	Red	376176	2850290	758762
	Green	341113	1590257	546861
	Blue	572242	2360536	928809
V_e (Train)	Red	203.742	361.730	273.053
	Green	195.416	333.365	265.963
	Blue	213.348	374.592	276.597
V_o (Waterfall)	Red	182249	196931	187870
	Green	318453	357704	335621
	Blue	624848	665575	643117
V_e (Waterfall)	Red	193.332	324.062	262.735
	Green	196.500	330.539	262.346
	Blue	197.588	338.855	267.762

It is evident that the histograms of all channels of the encrypted frame are smoother than those of the original frame, with the variances and χ^2 values of the encrypted video files exhibiting a notable reduction, and all average χ^2 values remaining below 293.25, thereby demonstrating the high level of uniformity achieved by the implemented cryptosystem.

B. Correlation evaluation

Adjacent pixels within an original frame typically exhibit strong correlations, which must be decorrelated during the encryption process to mitigate the risk of statistical attacks [24]. To evaluate the decorrelation performance of the implemented cryptosystem, 6000 pairs of adjacent pixels are randomly selected from each channel of an original frame along different directions. The original frame is illustrated in Fig. 4 (a), while the correlation distributions of the pixel pairs selected from red, green, and blue channels are demonstrated in Fig. 4 (b), (c), and (d), respectively. In these figure, the Y-axis represents the values of the selected pixels, the Z-axis

corresponds to the values of their adjacent counterparts, and H, V, and D on the X-axis indicate that the pixel pairs are selected along horizontal, vertical, and diagonal directions, respectively. Similarly, 6000 pairs of adjacent pixels are randomly selected from the encrypted frame, as illustrated in Fig. 4 (e), with their correlation distributions for the red, green, and blue channels presented in Fig. 4 (f), (g), and (h), respectively.

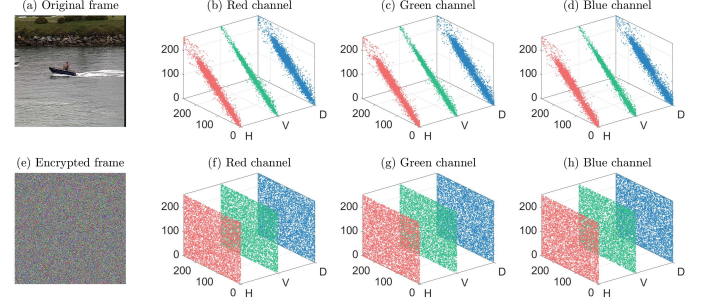


Fig. 4. Correlation distributions of adjacent pixel pairs selected from the original and encrypted frames, (a) original frame (Coastguard), (b) - (d) correlation distributions of adjacent pixels selected from the red, green, and blue channels of the original frame along the horizontal, vertical and diagonal directions, (e) encrypted frame, (f) - (h) correlation distributions of adjacent pixels selected from the red, green, and blue channels of the encrypted frame along the horizontal, vertical and diagonal directions.

In addition to correlation distribution, the correlation between adjacent pixel pairs can be quantitatively measured using the correlation coefficient, which is expressed as [25]:

$$r_{x,y} = \frac{\text{cov}(x,y)}{\sqrt{D(x)D(y)}}, \quad (6)$$

where x and y represent adjacent pixel pairs, $\text{cov}(x,y)$ and $D(x)$ can be calculate using the following equations:

$$\text{cov}(x,y) = \frac{1}{N} \sum_{i=1}^N (x_i - E(x))(y_i - E(y)), \quad (7)$$

$$D(x) = \frac{1}{N} \sum_{i=1}^N (x_i - E(x))^2, \quad (8)$$

where N denotes the total number of pixel pairs selected from the frame, and $E(x)$ is defined as:

$$E(x) = \frac{1}{N} \sum_{i=1}^N x_i. \quad (9)$$

The correlation coefficient ranges from -1 to 1 , where a correlation coefficient close to 0 indicates negligible correlation, while a value approaching ± 1 demonstrates a strong correlation. To quantitatively evaluate the decorrelation performance of the implemented cryptosystem, 10,000 pairs of adjacent pixels are randomly selected from each frame within both the original and encrypted video files. To avoid the cancellation effect between positive and negative correlation coefficients, the mean of the absolute values of the correlation coefficients is calculated for each video file, with the results presented in Tab. III. Evidently, the correlation distributions of all adjacent pixel pairs selected from the original frame are aligned along the diagonal, with the mean absolute correlation

coefficients of the original video files close to 1, indicating a strong correlation. The correlation distributions of adjacent pixel pairs selected from the encrypted frame are uniformly distributed, with the mean absolute correlation coefficients of the encrypted video files approximately 0, demonstrating a weak correlation. This clearly highlights the high-level decorrelation capability achieved by the implemented cryptosystem.

TABLE III
MEAN ABSOLUTE CORRELATION COEFFICIENTS OF
ADJACENT PIXEL PAIRS

File Name	Channel	Horizontal	Vertical	Diagonal
V_o (Akiyo)	Red	0.997044	0.991953	0.988869
	Green	0.995918	0.988545	0.984351
	Blue	0.997039	0.992745	0.989967
V_e (Akiyo)	Red	0.007976	0.008020	0.007282
	Green	0.008356	0.007697	0.008246
	Blue	0.007876	0.008046	0.008175
V_o (Coastguard)	Red	0.967330	0.985433	0.953370
	Green	0.969012	0.986144	0.955719
	Blue	0.974722	0.988754	0.963926
V_e (Coastguard)	Red	0.008335	0.008055	0.008123
	Green	0.007766	0.007960	0.007950
	Blue	0.008037	0.007638	0.007445
V_o (Hall)	Red	0.979658	0.970518	0.951983
	Green	0.980364	0.971818	0.954248
	Blue	0.983515	0.977858	0.963319
V_e (Hall)	Red	0.008971	0.008458	0.007930
	Green	0.008037	0.007861	0.007906
	Blue	0.007849	0.007739	0.008121
V_o (Rhinos)	Red	0.994612	0.994376	0.989562
	Green	0.994433	0.994186	0.989221
	Blue	0.993951	0.993713	0.988377
V_e (Rhinos)	Red	0.008165	0.007033	0.006445
	Green	0.008355	0.007947	0.008863
	Blue	0.007620	0.007888	0.008514
V_o (Train)	Red	0.986818	0.975006	0.962045
	Green	0.987740	0.976599	0.964487
	Blue	0.980707	0.963346	0.944675
V_e (Train)	Red	0.008359	0.008653	0.008126
	Green	0.007949	0.007985	0.007579
	Blue	0.009478	0.008550	0.008387
V_o (Waterfall)	Red	0.978034	0.971186	0.954878
	Green	0.969861	0.960521	0.938419
	Blue	0.960620	0.948927	0.919444
V_e (Waterfall)	Red	0.007521	0.007543	0.007683
	Green	0.007925	0.008250	0.008298
	Blue	0.008542	0.008350	0.008641

C. Randomness evaluation

In addition to ensuring high uniformity and low correlation, an ideal video encryption algorithm should also guarantee that the encrypted frames exhibit a high level of randomness. Information entropy is a fundamental metric for assessing the level of randomness inherent in a system. For a given information m , its information entropy, denoted as $h(m)$, is defined by the following mathematical expression [26]:

$$H(m) = \sum_{i=1}^N p(m_i) \log \frac{1}{p(m_i)}, \quad (10)$$

where N denotes the total number of distinct symbols in the system, and $p(m_i)$ represents the probability of occurrence of the symbol m_i . For a perfectly random information emitting 2^n distinct symbols, its information entropy is n . Consequently, the theoretical information entropy of a random frame with 256 intensity levels is 8, indicating that an optimal encryption algorithm should generate encrypted frames with an information entropy approaching 8. The information entropy of all frames are calculated, with the minimum, maximum, and average information entropy for both original and encrypted video files demonstrated in Tab. IV.

TABLE IV
INFORMATION ENTROPY OF THE ORIGINAL AND ENCRYPTED VIDEO FILES

File Name	Channel	Minimum	Maximum	Average
V_o (Akiyo)	Red	7.159805	7.172551	7.166270
	Green	7.237918	7.253696	7.245858
	Blue	7.233799	7.247246	7.240702
V_e (Akiyo)	Red	7.999062	7.999426	7.999274
	Green	7.999020	7.999440	7.999279
	Blue	7.999089	7.999481	7.999272
V_o (Coastguard)	Red	7.419425	7.674670	7.550935
	Green	7.412202	7.664400	7.546955
	Blue	7.384193	7.610538	7.494974
V_e (Coastguard)	Red	7.999081	7.999427	7.999283
	Green	7.999109	7.999433	7.999279
	Blue	7.999110	7.999496	7.999287
V_o (Hall)	Red	7.209239	7.348232	7.268784
	Green	7.275283	7.408671	7.321474
	Blue	7.345069	7.417197	7.386182
V_e (Hall)	Red	7.999070	7.999451	7.999268
	Green	7.999082	7.999451	7.999277
	Blue	7.999087	7.999440	7.999285
V_o (Rhinos)	Red	5.512853	7.055801	6.366386
	Green	5.648948	7.008508	6.488776
	Blue	5.224948	6.932936	6.104077
V_e (Rhinos)	Red	7.998978	7.999411	7.999233
	Green	7.999014	7.999423	7.999232
	Blue	7.998953	7.999360	7.999208
V_o (Train)	Red	5.815658	7.121010	6.814522
	Green	6.314428	7.178382	6.959167
	Blue	5.744660	6.779010	6.515665
V_e (Train)	Red	7.999008	7.999440	7.999248
	Green	7.999083	7.999462	7.999268
	Blue	7.998969	7.999414	7.999239
V_o (Waterfall)	Red	7.399047	7.429816	7.417382
	Green	7.004398	7.074862	7.042393
	Blue	6.528259	6.604008	6.562042
V_e (Waterfall)	Red	7.999108	7.999469	7.999277
	Green	7.999090	7.999459	7.999278
	Blue	7.999066	7.999457	7.999263

Information entropy is commonly utilized to evaluate the overall randomness of frames, whereas local Shannon entropy is employed to quantify the local randomness within those frames. It can be calculated using the following equation [27]:

$$\bar{H}_{k,T_B} = \sum_{i=1}^k \frac{H(M_i)}{k}, \quad (11)$$

where $M_i (i \in \{1, 2, \dots, k\})$ represents the randomly selected, non-overlapping sub-blocks of a frame, each block comprising T_B pixels, and $H(M_i)$ denotes the information entropy of block M_i . An encrypted frame is considered to pass the local Shannon entropy test if its \overline{H}_{k, T_B} lies within the interval $(h_{left}^*, h_{right}^*)$. According to Ref. [28], k and T_B are set to 30 and 1936, respectively. For a significance level $\alpha = 0.001$, the idea $\overline{H}_{30, 1936}$ is 7.902469317, and the interval $(h_{left}^*, h_{right}^*)$ is (7.901515798, 7.903422936) [29]. Thus, thirty non-overlapping sub-blocks are randomly selected from each frame within the original and encrypted video files, with each sub-block comprising 44×44 pixels, totaling 1936 pixels. The $\overline{H}_{30, 1936}$ is calculated for each frame, with the minimum, maximum, and average local Shannon entropy presented in Tab. V. Evidently, the average information entropy of the encrypted video files all exceed 7.999, and their local Shannon entropy all fall within the interval $(h_{left}^*, h_{right}^*)$, demonstrating that the implemented cryptosystem achieves a high level of both overall and local randomness.

TABLE V
LOCAL SHANNON ENTROPY $\overline{H}_{30, 1936}$ OF THE ORIGINAL
AND ENCRYPTED VIDEO FILES

File Name	Channel	Minimum	Maximum	Average
V_o (Akiyo)	Red	4.445855	5.373052	4.898197
	Green	4.518183	5.459264	5.016991
	Blue	4.459647	5.546943	4.970693
V_e (Akiyo)	Red	7.898894	7.907350	7.902568
	Green	7.898335	7.906836	7.902282
	Blue	7.898398	7.905962	7.902382
V_o (Coastguard)	Red	5.745046	6.594438	6.216418
	Green	5.708637	6.567717	6.197019
	Blue	5.702760	6.492304	6.130825
V_e (Coastguard)	Red	7.897344	7.906669	7.902445
	Green	7.896921	7.905945	7.902262
	Blue	7.898145	7.906630	7.902502
V_o (Hall)	Red	5.063316	5.893174	5.493953
	Green	5.018021	5.939223	5.458028
	Blue	5.257371	6.001698	5.634705
V_e (Hall)	Red	7.898651	7.907805	7.902354
	Green	7.897995	7.906449	7.902524
	Blue	7.897795	7.907743	7.902418
V_o (Rhinos)	Red	2.448600	4.629211	3.553431
	Green	2.551367	4.647639	3.657591
	Blue	2.339643	4.615171	3.484075
V_e (Rhinos)	Red	7.896499	7.906353	7.902327
	Green	7.898120	7.906477	7.902420
	Blue	7.898046	7.906491	7.902306
V_o (Train)	Red	3.907096	6.165550	5.243988
	Green	4.034315	6.208251	5.377812
	Blue	3.868422	5.979309	5.159470
V_e (Train)	Red	7.897091	7.907910	7.902349
	Green	7.897535	7.907964	7.902361
	Blue	7.898471	7.907838	7.902540
V_o (Waterfall)	Red	6.423344	6.783076	6.614087
	Green	6.139504	6.483053	6.320386
	Blue	5.585715	5.992534	5.796705
V_e (Waterfall)	Red	7.897368	7.907045	7.902414
	Green	7.897751	7.906831	7.902438
	Blue	7.897386	7.906963	7.902393

IV. SECURITY ANALYSIS

A video encryption algorithm must not only generate encrypted frames with superior statistical properties but also exhibit robust resistance against various types of attacks. Therefore, this section analyzes the resistance of the implemented cryptosystem against several mainstream attack strategies.

A. Resistance to brute-force attacks

The key space is a crucial metric for evaluating the security of a cryptosystem. An insufficient key space can render the cryptosystem vulnerable to brute-force attacks, regardless of the robustness of its encryption algorithm [30]. Unlike many traditional image or video encryption algorithms that employ fixed key spaces, the proposed protocol reconstructs initial conditions prior to encrypting each frame using the SHA2-256 hash of the original frame. Clearly, the key consists of the user-input initial conditions x_0, y_0, z_0, w_0 , control parameter γ , and all SHA2-256 hashes. The key space of the proposed protocol, denoted as S_k , can be defined as follows:

$$S_k = (5 \times 64) + n_f \times 256, \quad (12)$$

where n_f indicates the number of encrypted frames. The relationship among S_k , the FPS of the video, and the total encryption time t (in second) can be expressed as:

$$S_k = (5 \times 64) + (\text{FPS} \times t) \times 256. \quad (13)$$

The relationship between S_k and n_f is illustrated in Fig. 5 (a), while Fig. 5 (b) depicts S_k as a function of FPS and t . It is evident that S_k exceeds 550 when encrypting the first frame and surpasses 6400 after one second of encryption. The key space not only exceeds the widely recognized lower bound of 2^{100} [31] but also expands dynamically over time.

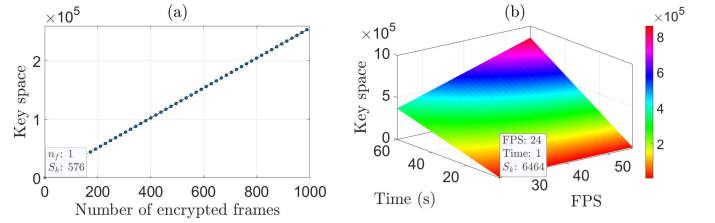


Fig. 5. key space of the proposed protocol, (a) relationship between the key space S_k and number of encrypted frames n_f , (b) key space S_k as a function of FPS and total encryption time.

In addition to possessing a sufficiently large key space, a video encryption algorithm must also demonstrate a high level of key sensitivity [32]. This ensures that an attacker cannot extract any meaningful information, even when attempting to decrypt the frame using a key that closely resembles the correct one. To assess the key sensitivity of the implemented cryptosystem, an original frame extracted from the video Hall is encrypted using a randomly selected key. The encrypted frame is then decrypted using the correct key, with the resulting decrypted frame illustrated in Fig. 6 (a). Subsequently, the key is subjected to minimal modification by introducing an increment of $\delta = 1.0 \times 10^{-14}$ to the initial conditions x_0, y_0, z_0 , and w_0 . The encrypted frame is then decrypted using these

slightly altered keys, and the corresponding decrypted frames are depicted in Fig. 6 (b) - (e), respectively. The extensive and dynamically expanding key space, combined with a high degree of key sensitivity, enables the proposed protocol to provide robust resistance against brute-force attacks.




Fig. 6. Key sensitivity evaluation, (a) frame (Hall) decrypted with the correct key, (b) frame decrypted with $x_0 + \delta$ ($\delta = 1.0 \times 10^{-14}$), (c) frame decrypted with $y_0 + \delta$, (d) frame decrypted with $z_0 + \delta$, (e) frame decrypted with $w_0 + \delta$.

B. Resistance to differential attacks

Differential attacks are a category of cryptographic attacks that systematically investigate the correlation between variations in input data and their corresponding transformations in output data during the encryption process [33]. These attacks leverage statistical analysis of input-output differential patterns to extract information about the encryption key or the internal structure of the cryptographic algorithm. To counteract such attacks, video encryption algorithms must exhibit a high level of sensitivity to the original frame. Specifically, even a minimal modification of a single pixel in the original frame should result in a completely distinct encrypted frame, despite the use of the same encryption key. To assess the resistance of the implemented cryptosystem against differential attacks, an original frame from the video Rhinos, as illustrated in Fig. 7 (a), is encrypted, resulting in the encrypted frame displayed in Fig. 7 (b). Subsequently, a pixel is randomly selected from the original frame, followed by randomly choosing one of its channel. The pixel value of the selected channel is perturbed by adding a randomly generated increment, resulting in a modified frame, which is encrypted using the implemented cryptosystem with the same key, producing the encrypted frame depicted in Fig. 7 (c). The difference between two encrypted frames is illustrated in Fig. 7 (d), where pixels are highlighted in white if any corresponding channel in the two encrypted frames shares identical intensity values.




Fig. 7. Original frame sensitivity evaluation, (a) original frame (Rhinos), (b) frame obtained by encrypting the original frame using a randomly selected key, (c) frame obtained by encrypting the modified original frame with the same key, (d) differential map of the two encrypted frames.

The differences between two encrypted frames can be quantitatively evaluated through the computation of two metrics: the Number of Pixels Changing Rate (NPCR) and the Unified Averaged Changed Intensity (UACI), defined as follows [34]:

$$\text{NPCR} = \sum_{i=1}^w \sum_{j=1}^h \frac{D(i,j)}{w \times h} \times 100, \quad (14)$$

$$\text{UACI} = \sum_{i=1}^w \sum_{j=1}^h \frac{|F_e^1[i,j] - F_e^2[i,j]|}{w \times h \times 255} \times 100, \quad (15)$$

where F_e^1 and F_e^2 denote the two encrypted frames, w and h represent frame width and height, $F_e[i,j]$ indicates the pixel value at position $[i,j]$ in frame F_e , and $D(i,j)$ is given by:

$$D(i,j) = \begin{cases} 1, & F_e^1[i,j] \neq F_e^2[i,j], \\ 0, & F_e^1[i,j] = F_e^2[i,j]. \end{cases} \quad (16)$$

Two encrypted frames are considered to successfully pass the NPCR and UACI tests when their NPCR exceeds the critical threshold N_ρ^* and their UACI lies within the critical interval (U_ρ^-, U_ρ^+) . Specifically, for encrypted frames with a resolution of 512×512 , the critical values are established as $N_\rho^* = 99.5893\%$ and $(U_\rho^-, U_\rho^+) = (33.3730\%, 33.5541\%)$ [35].

To quantify the resistance of the implemented cryptosystem against differential attacks, all original video files are encrypted using randomly selected keys, generating a set of encrypted video files. Subsequently, for each original frame, a pixel and a channel are randomly selected, and the intensity value of the selected channel is modified by adding a randomly generated increment. The modified original video files are then encrypted using the identical keys, producing a new set of encrypted video files. Finally, A frame-by-frame calculation of the NPCR and UACI metrics is performed for each corresponding frame pair between the two sets of encrypted video files. The minimum, maximum, and average NPCR and UACI values for all channels across all video files are presented in Tables VI and VII, respectively. It is evident that all average NPCR values exceed the critical threshold N_ρ^* and all UACI values fall within the critical interval (U_ρ^-, U_ρ^+) , indicating that a modification of a single intensity value in any channel of any pixel leads to substantially distinct encrypted frames even when the same key is applied for encryption.

TABLE VI
EXPERIMENTAL RESULTS OF NPCR TESTS

File Name	Channel	Minimum	Maximum	Average
Akiyo	Red	99.576569	99.644852	99.609547
	Green	99.575806	99.647522	99.609965
	Blue	99.574280	99.642563	99.609051
Coastguard	Red	99.567413	99.648666	99.609188
	Green	99.579620	99.649048	99.609585
	Blue	99.575043	99.641800	99.609861
Hall	Red	99.574280	99.643707	99.609130
	Green	99.583435	99.645615	99.609072
	Blue	99.574280	99.646378	99.609726
Rhinos	Red	99.577332	99.641418	99.610258
	Green	99.570084	99.641418	99.610151
	Blue	99.560547	99.644470	99.610064
Train	Red	99.570847	99.642563	99.608733
	Green	99.575043	99.647522	99.609879
	Blue	99.565887	99.646378	99.608375
Waterfall	Red	99.580002	99.645233	99.609589
	Green	99.564743	99.652100	99.609184
	Blue	99.569321	99.645615	99.609008

TABLE VII
EXPERIMENTAL RESULTS OF UACI TESTS

File Name	Channel	Minimum	Maximum	Average
Akiyo	Red	33.188037	33.733179	33.466065
	Green	33.246472	33.702529	33.473039
	Blue	33.299864	33.641972	33.467086
Coastguard	Red	33.162613	33.680614	33.462089
	Green	33.248179	33.686133	33.464959
	Blue	33.307907	33.619923	33.468777
Hall	Red	33.039124	33.795920	33.458387
	Green	33.240274	33.733515	33.469430
	Blue	33.179799	33.768077	33.465143
Rhinos	Red	33.011467	33.722690	33.448713
	Green	33.216996	33.733378	33.481384
	Blue	33.144859	33.720180	33.474729
Train	Red	33.030490	34.140190	33.475106
	Green	33.000192	33.911989	33.457124
	Blue	32.701047	34.107684	33.457344
Waterfall	Red	33.143939	33.751955	33.477481
	Green	33.061248	33.960244	33.457987
	Blue	32.586680	34.096925	33.466246

C. Resistance to cropping attacks and channel noise

Cropping attacks are a category of cyber threats that involve the unauthorized modification or selective removal of specific regions within encrypted frames, thereby compromising the integrity of these frames and preventing users from accessing accurate information from the original frames [36]. Video encryption algorithms must guarantee the restoration of the original frame with superior visual quality, even when the encrypted frame has been subjected to a cropping attack. To assess the resilience of the implemented cryptosystem against cropping attacks, an original frame is extracted from the video Train and encrypted utilizing a randomly selected key. The resulting encrypted frame is subsequently subjected to different degrees of cropping attacks, with the cropped frame and their corresponding decryption results illustrated in Fig. 8. Clearly, the contours of the original frame are preserved, even when portions of varying sizes and shapes are cropped from the encrypted frame, including instance where 37.5% of the frame is removed, thereby highlighting the robustness of the implemented cryptosystem against cropping attacks.




Fig. 8. Encrypted frame (Train) after undergoing different degrees of cropping attacks along with their corresponding decryption outcomes.

During the transmission process, encrypted frames may be susceptible to various types of noise interference. Therefore, a robust video encryption algorithm should be capable of reconstructing the original frame with high visual fidelity, even in the presence of significant noise disturbances [37]. To evaluate the resilience of the implemented cryptosystem against channel noise, an original frame is extracted from the video Waterfall and encrypted to generate an encrypted frame. The resulting frame is then subjected to varying degrees of Salt-and-Pepper noise and Gaussian noise, after which the affected frame is decrypted. The decrypted frames obtained from the decryption of the encrypted frame containing varying levels of Salt-and-Pepper noise are illustrated in Fig. 9 (a) - (e), while those resulting from the decryption of the encrypted frame with different degrees of Gaussian noise are shown in Fig. 9 (f) - (j). It is evident that, even when the encrypted frame is subjected to significant interference from various types of noise, the implemented cryptosystem is still capable of restoring the original frame with high quality.

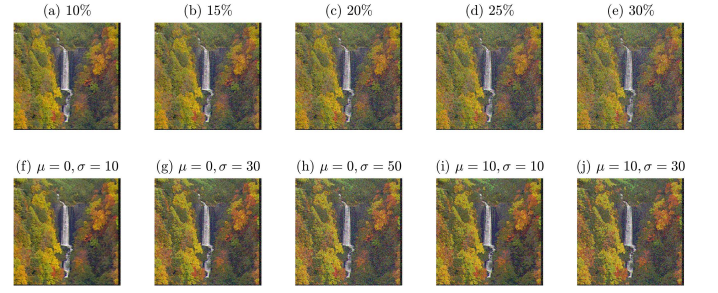


Fig. 9. Resistance to channel noise, (a) - (d) decryption results of the encrypted frame (Waterfall) affected by different level of salt-and-pepper noise, (e) - (f) decryption results of the encrypted frame impacted by varying intensities of Gaussian noise.

V. APPLICATION, ENCRYPTION SPEED EVALUATION, AND COMPARISON

Given that video frames may be processed across diverse computing platforms, including servers, personal computers, and even micro-embedded systems, the proposed protocol is employed to implement a remote real-time secure video monitoring system, as illustrated in Fig. 10, to assess its feasibility and practicality. In the deployed system, original frames are captured and encrypted using an NVIDIA Jetson Xavier NX, which is equipped with a 6-core NVIDIA Carmel ARM V8.2 64-bit CPU and a 384-core NVIDIA Volta GPU. The encrypted SHA-256 hashes of the original frames, along with the encrypted frames, are subsequently transmitted through a public channel to a server featuring an Intel Xeon Gold 6226R CPU and an NVIDIA GeForce RTX 3090 GPU. The server facilitates remote real-time video monitoring by decrypting the received frames. The captured video is configured with a resolution of 640×480 , a frame rate of 24 FPS, and the number of worker threads n for both the server and the embedded system is set to 6 to ensure accurate decryption. The experimental results demonstrate that the embedded system achieves delay-free frame encryption with an average time of 28.76 ms, while the server performs delay-free frame

TABLE VIII
ENCRYPTION SPEED EVALUATION OF THE PROPOSED PROTOCOL WITH DIFFERENT CALCULATION PLATFORMS.

CPU	GPU	FPS	n_w	Resolution	AET (ms)	DR(%)
Intel Xeon Gold 6226R@2.9 Ghz	NVIDIA Geforce RTX 3090	30	32	640 × 480 (VGAR)	6.36	0
				720 × 480 (SD)	8.95	0
				1280 × 720 (HD, 720p)	14.78	0
				1920 × 1080 (FHD, 1080p)	25.84	0
Intel Core i7-8700@3.2 GHz	NVIDIA Geforce GTX 1060	30	12	640 × 480 (VGAR)	9.11	0
				720 × 480 (SD)	10.36	0
				1280 × 720 (HD, 720p)	27.89	0
				1920 × 1080 (FHD, 1080p)	65.09	100
NVIDIA Carmel ARM CPU	NVIDIA Volta GPU	24	6	320 × 240	18.48	0
				360 × 240	19.48	0
				640 × 360	23.62	0
				640 × 480 (VGAR)	28.26	0

AET: Average Encryption Time, DR: Delay Rate, VGAR: Video Graphic Array Resolution, SD: Standard Definition, HD: High Definition, FHD: Full High Definition.

decryption with an average time of 8.92 ms. During the encryption and decryption process, a delay event is recorded when the processing time for a frame exceeds the threshold of 1000 ms divided by the frame rates, approximately 41.67 ms in this instance. The delay rate is determined by dividing the total number of delayed frames by the overall number of frames processed.




Fig. 10. A remote real-time secure video monitoring system deployed using the proposed protocol, n : number of worker threads, DR: Delay Rate.

The objective of this paper is to enhance the parallelism

and reduce the computational load of video encryption while ensuring satisfactory statistical properties and security of the encrypted frames, thereby improving the frame processing speed and enabling real-time video encryption and decryption of higher-resolution videos. Consequently, a performance assessment of encryption speed is conducted across various computing platforms. The original video, Akiyo, is converted into different resolutions and frame rates and subsequently encrypted. The configurations and experimental results of the computing platforms are presented in Tab VIII. To the best of our knowledge, this is the first experimental demonstration of real-time bit-level video encryption, with the server, personal computer, and embedded system achieving delay-free encryption for videos at full high definition (1920×1080 , commonly referred to as 1080p), high definition (1280×720 , also known as 720p), and video graphics array (VGA) resolution, respectively, all of which broke the speed records of their respective platforms. The encryption speed of the proposed protocol is also compared with several recently published works, with the results presented in Tab. IX.

TABLE IX
COMPARISON OF THE ENCRYPTION SPEED BETWEEN THE PROPOSED PROTOCOL AND RECENTLY PUBLISHED WORKS.

Algorithm	YP	CA	Level	CPU	GPU	EM	Resolution	AET (ms)	RTVE (%)
Ref. [5]	2022	SC	Pixel	Core i7-8750H@2.2 GHz	–	C:1,D:1	352 × 288	260	×
Ref. [6]	2023	SC	Block	Ryzen 9 5950x@3.88 GHz	–	C:1,D:1	352 × 192	231	×
Ref. [7]	2024	SC	Pixel	Core i5-4120U	–	C:1,D:1	352 × 192	2652	×
Ref. [9]	2024	PC	DNA	Xeon Gold 6226R@2.9 Ghz	–	C:5,D:3,DNA:4	512 × 512	34.69	✓
Ref. [10]	2024	PC	Pixel	Xeon Gold 6226R@2.9 Ghz	–	c:5,d:5	768 × 768	36.56 (PLCM)	✓
								36.23 (LASM)	✓
Ref. [11]	2024	HPC	Pixel	Xeon Gold 6226R@2.9 Ghz	Geforce RTX 3090	C:7,D:6	768 × 768	25.12	✓
Ref. [8]	2025	SC	Pixel	Core i7-11390H@3.4 GHz	–	C:1,D:1	512 × 512	34.69	×
Proposed	–	HPC	Bit	Xeon Gold 6226R@2.9 Ghz	Geforce RTX 3090	C:1,X:1	1920×1080	25.84	✓

YP: Year of Publication, CA: Computational Architecture, EM: Encryption Method, AET: Average Encryption Time, DR: Delay Rate, SC: Serial Computing, PC: Parallel Computing, HPC: Heterogeneous Parallel Computing, C: rounds of Confusion operations, D: rounds of Diffusion operations, X: rounds of XOR operations, RTVE: Real-Time Video Encryption, –: not specified.

VI. DISCUSSION

This section provides a discussion on the advantages achieved by the proposed protocol from different perspectives.

A. High sensitivity to the original frame

Among all statistical and security metrics, sensitivity to the original frame is one of the most challenging criteria to satisfy, resulting in numerous image and video encryption algorithms employing multiple rounds of confusion and diffusion operations to provide resistance against differential attacks, which substantially increases encryption time and severely hinders real-time encryption of high-resolution video. The proposed protocol leverages the extreme sensitivity of the SHA-256 hash function to variations in input, reconstructing the initial conditions using the SHA-256 value of the original frame to ensure that even a single-pixel modification generates a distinct SHA-256 value, resulting in entirely different initial conditions and encryption bytes, thereby enabling the generation of completely different encrypted frames, even when using identical encryption keys. To validate this advantage, the original video Akiyo is employed to conduct NPCR and UACI tests using the parallel computing-based approach proposed in Ref. [10], the heterogeneous parallel computing-based algorithm presented in Ref. [11], and the proposed protocol, with different rounds of confusion, diffusion and XOR operations. The experimental results, as illustrated in Fig. 11, demonstrate that the proposed protocol achieves differential attacks resistance with only one round of confusion and XOR operations, as evidenced by its NPCR value exceeding the critical threshold N_{ρ}^* and its UACI value falling within the critical interval (U_{ρ}^+, U_{ρ}^-) , while the comparative algorithms fail to pass the tests even with two rounds of confusion and diffusion operations. The source code for the NPCR and UACI tests of the proposed protocol is publicly accessible in the source code repository at: <https://github.com/jiangDongAHU/blfhdv>.

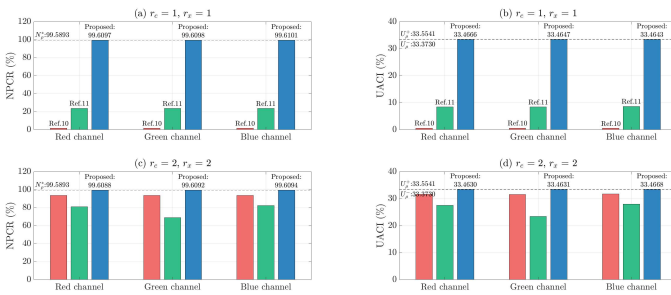


Fig. 11. Comparison of original frame sensitivity among different protocols with varying processing rounds (r_c : rounds of confusion operations, r_x : rounds of diffusion or XOR operations).

Many image and video encryption algorithms process each channel of the original frame, as well as each individual frame, independently. However, as illustrated in Fig. 12 (a) - (d), not only do the three channels contain comprehensive information of the original frame, but subsequent frames may also hold substantial amounts of this information. For these algorithms, altering the value of a particular pixel within a specific channel of the original frame exclusively influences the ciphertext

generation of the corresponding channel during the encryption process, without impacting other channels or the encryption of subsequent frames. In contrast, the proposed protocol ensures that any modification to a pixel value within any channel alters the SHA-256 hash value of the original frame, resulting in a completely distinct encrypted frame, even when the same key is employed. To validate this advantage, the original frame is encrypted using the implemented cryptosystem to produce an encrypted frame. Subsequently, a channel is randomly selected from the original frame, a pixel within that channel is chosen and modified by adding a randomly selected increment, after which the modified original frame is encrypted using the same key to generate a new encrypted frame. The differential maps between the red, green, and blue channels of the two encrypted frames are illustrated in Fig. 12 (e) - (g), respectively. The modification of the original frame significantly impacts the iterative trajectories of the LHCSs, such that while the SHA-256 hash values of subsequent frames remain unchanged, the altered iterative results from the preceding frame lead to the construction of fundamentally different initial conditions, consequently yielding entirely distinct encrypted outputs for all subsequent frames during the encryption process. As demonstrated by the differential map of the subsequent frame illustrated in Fig. 12 (h), although the current frame remains unmodified, its encryption output is entirely altered following the modification of the previous frame.




Fig. 12. Evaluation of the impact of modifying the pixel value of any channel in the original frame on the encryption results of all channels and subsequent frames, (a) - (c) red, green, and blue channel of the original frame (d) subsequent frame of the original frame (e) - (g) differential maps of the red, green, and blue channels (h) differential map of the subsequent frame (the pixel is marked in white if the pixel values of any channel in the two encrypted frames are identical).

B. High algorithmic parallelism

The objective of this paper is not only to minimize the computational cost associated with video encryption while ensuring that the encrypted frames exhibit satisfactory statistical properties and security, but also to maximize the parallelism of each phase in the encryption process, thereby enhancing computational efficiency and encryption speed, ultimately achieving real-time encryption of high-resolution video. As outlined in the protocol description section, the proposed protocol consists of phases for SHA-256 hash calculation, shift distance and byte generation, bit-level confusion operations, and bit-level XOR operations. The first two phases

leverage parallel computing techniques, employing multiple CPU threads to concurrently compute the SHA-256 hash value of the original frame and generate the shift distances and bytes necessary for confusion and XOR operations, while the latter two phases utilize heterogeneous parallel computing techniques, assigning a GPU thread to each channel of every pixel to enable concurrent execution of bit-level confusion and XOR operations. To assess the time consumption of each phase in the encryption process, the original video Akiyo at a resolution of 1920×1080 is encrypted using the implemented cryptosystem, with the average duration for each phase measured and presented in Fig. 13. It is evident that the optimization of each stage of encryption through parallel and heterogeneous parallel computing techniques enables the completion of the SHA-256 hash calculation, bit-level confusion, and XOR operations within 5 ms, with the bit-level XOR operation on the entire frame using the generated bytes requiring only 1.67 ms, thereby highlighting the significant speed advantage of the proposed protocol over traditional diffusion-based algorithms. For the shift distance and byte generation phase, two LHCSs are employed to construct the shift distances and bytes to ensure system security, a process that involves numerous iterations, type conversions, and XOR operations, along with uploading the generated sequences from memory to graphics memory, resulting in an average processing time of 14.23 ms. However, the experimental results demonstrate that the temporal bottleneck inherent in traditional video encryption algorithms, predominantly attributed to the prolonged computational duration of confusion and diffusion operations, is successfully addressed.

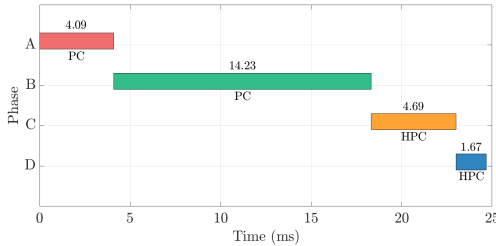


Fig. 13. Time consumption of each phase of the proposed protocol, phase A: initial condition reconstruction, phase B: data generation, phase C: bit-level confusion operations, phase D: bit-level XOR operations, PC: Parallel Computing, HPC: Heterogeneous Parallel Computing.

C. Mitigating the effects of dynamical degradation

When chaotic systems are implemented on finite precision digital devices, their dynamical behaviors frequently diverge markedly from those of the original continuous versions, resulting in cyclic iterative trajectories and degradation of dynamical properties [38]. In the proposed protocol, following the encryption of each frame, the initial conditions of the LHCS in the main thread are reconstructed using the SHA-256 hash of the subsequent original frame. The iteration trajectories of LHCS generated from randomly selected initial conditions, as well as those initiated with initial conditions reconstructed using SHA-256 hash value of an original frame, are presented in Fig. 14. Clearly, the iteration outcomes are

sifted to completely different trajectories following the reconstruction of the initial conditions. The switching of LHCS iterative trajectories in the main thread produces entirely different parameters P_m , resulting the shifting of iterative trajectories of LHCSs in the worker threads. Consequently, all LHCSs in the main thread and the byte generation threads are reinitialized after encrypting a frame, thereby enhancing the effectiveness of mitigating the impact of dynamic degradation compared to traditional methods of perturbing iterative trajectories [39].

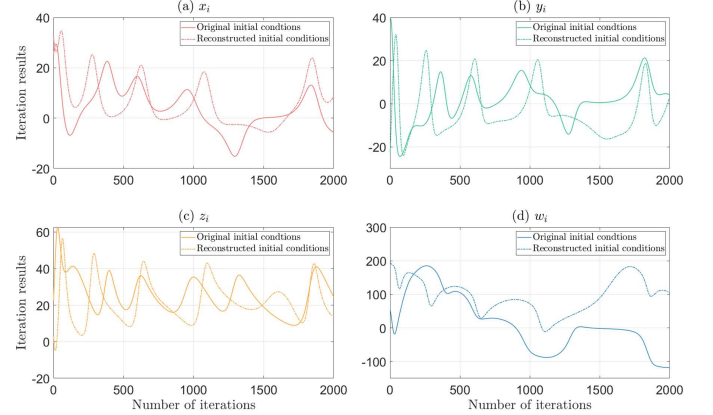


Fig. 14. Iteration trajectories of the LHCS with the original and reconstructed initial conditions.

To sum up, the proposed protocol achieves the following advantages:

- (1) By leveraging the extreme sensitivity of the SHA-256 hash function to input variations, the proposed protocol establishes robust resistance against differential attacks with reduced computational load, while ensuring that any change in the pixel value of any channel affects encryption results of all channels and subsequent frames, thereby achieving high sensitivity to the original frame.
- (2) By eliminating the necessity of diffusion operations to establish the pixel-wise relationship between the original and encrypted pixels, the proposed protocol enables the allocation of individual GPU threads for the parallel encryption of each pixel, simultaneously optimizing other stages of encryption through parallel and heterogeneous computing techniques, thereby significantly enhancing both the algorithmic parallelism and encryption speed.
- (3) By reconstructing the initial conditions using the SHA-256 hash value of each original frame, the proposed protocol not only shifts the iteration trajectories of LHCSs to entirely different paths, thereby mitigating the impacts of dynamic degradation, but also, as discussed in Section IV-A, enables the key space to dynamically expand with the number of processed frames, providing enhanced resistance to brute-force attacks compared to traditional algorithms that rely on a fixed key space.
- (4) As evidenced in Sec. IV-C, the absence of diffusion operations ensures that alterations to a pixel value within the encrypted frame, caused by cropping attacks or channel noise, do not affect the values of other pixels during decryption, thereby providing significant resistance against both cropping attacks and channel noise.

VII. CONCLUSION

To mitigate the computational inefficiencies inherent in diffusion operations, this paper presents a real-time video encryption protocol, leveraging heterogeneous parallel computing. It incorporates SHA-256 hashes of the original frames as input, utilizes multiple CPU threads to concurrently generate the data necessary for frame encryption, and assigns a dedicated GPU thread to each pixel within every channel to simultaneously perform confusion and XOR operations for pixel encryption. The statistical evaluation and security analysis demonstrate that our approach exhibits superior statistical properties and provides robust security against different types of attacks. By utilizing the exceptional sensitivity of SHA hashing instead of relying on multiple rounds of diffusion operations, it achieves high parallelism and low computational overhead, resulting in enhanced encryption speed. Benchmark results confirm delay-free bit-level encryption at full HD (1080p), HD (720p) and VGA resolutions are achieved across server, desktop, and, embedded implementations, respectively. The proposed protocol is also successfully implemented in a remote real-time secure video monitoring system, thereby empirically demonstrating both its technical viability and readiness for real-world adoption. Furthermore, by leveraging SHA-256 hashes of the original frames to eliminate the need for diffusion operations, this approach mitigates the effects of dynamic degradation, establishes a dynamic key space, and provides enhanced resistance against cropping attacks and channel noise.

REFERENCES

- [1] Z. Lin, S. Yu, J. Lü, S. Cai, and G. Chen, "Design and ARM-embedded implementation of a chaotic map-based real-time secure video communication system," *IEEE Trans. Circuits Syst. Video Technol.*, vol. 25, no. 7, pp. 1203–1216, Nov. 2014.
- [2] P. Liu, X. Wang, and Y. Su, "Image encryption via complementary embedding algorithm and new spatiotemporal chaotic system," *IEEE Trans. Circuits Syst. Video Technol.*, vol. 33, no. 5, pp. 2506–2519, Nov. 2022.
- [3] J. Chen, Z. Zhu, C. Fu, and H. Yu, "A fast image encryption scheme with a novel pixel swapping-based confusion approach," *Nonlinear Dynam.*, vol. 77, pp. 1191–1207, Apr. 2014.
- [4] J. Chen, Z. Zhu, C. Fu, L. Zhang, and Y. Zhang, "An efficient image encryption scheme using lookup table-based confusion and diffusion," *Nonlinear Dynam.*, vol. 81, pp. 1151–1166, Apr. 2015.
- [5] K. M. Hosny, M. A. Zaki, N. A. Lashin, and H. M. Hamza, "Fast colored video encryption using block scrambling and multi-key generation," *Visual Comput.*, vol. 39, no. 12, pp. 6041–6072, Nov. 2022.
- [6] H. Wen, Y. Lin, Z. Xie, and T. Liu, "Chaos-based block permutation and dynamic sequence multiplexing for video encryption," *Sci. Rep.*, vol. 13, no. 1, pp. 14721, Sep. 2023.
- [7] D. Dhingra and M. Dua, "A chaos-based novel approach to video encryption using dynamic S-box," *Multimedia Tools Appl.*, vol. 83, no. 1, pp. 1693–1723, Jan. 2024.
- [8] D. Dhingra and M. Dua, "Novel multiple video encryption scheme using two-chaotic-map-based two-level permutation and diffusion," *Nonlinear Dynam.*, pp. 1–27, Jan. 2025.
- [9] L. Zhi, *et al.*, "Chaotic Video Encryption Based on DNA Coding, Confusion, and Diffusion," *Int. J. Bifurcation Chaos*, vol. 34, no. 14, pp. 2450175, Oct. 2024.
- [10] D. Jiang, *et al.*, "Real-time chaotic video encryption based on multi-threaded parallel confusion and diffusion," *Inform. Sci.*, vol. 666, pp. 120420, Mar. 2024.
- [11] F. Shi, *et al.*, "Heterogeneous parallel computing based real-time chaotic video encryption and its application to drone-oriented secure communication," *Chaos Solitons Fractals*, vol. 181, pp. 114681, Apr. 2024.
- [12] K.-W. Wong, B. S.-H. Kwok, and C.-H. Yuen, "An efficient diffusion approach for chaos-based image encryption," *Chaos Solitons Fractals*, vol. 41, no. 5, pp. 2652–2663, Sep. 2009.
- [13] C. Fu, *et al.*, "A chaos-based digital image encryption scheme with an improved diffusion strategy," *Opt. Express*, vol. 20, no. 3, pp. 2363–2378, Jan. 2012.
- [14] Z. Hua, S. Yi, and Y. Zhou, "A chaos-based digital image encryption scheme with an improved diffusion strategy," *Signal Process.*, vol. 144, pp. 134–144, Mar. 2018.
- [15] Q. Jia, "A chaos-based digital image encryption scheme with an improved diffusion strategy," *Signal Process.*, vol. 366, no. 3, pp. 217–222, Jun. 2007.
- [16] H. Liu, "Audio block encryption using 3D chaotic system with adaptive parameter perturbation," *Multimedia Tools Appl.*, vol. 82, no. 18, pp. 27973–27987, Mar. 2023.
- [17] Z. Li, C. Peng, L. Li, and X. Zhu, "A novel plaintext-related image encryption scheme using hyper-chaotic system," *Nonlinear Dynam.*, vol. 94, no. 2, pp. 1319–1333, Jun. 2018.
- [18] L. Zhi, W. Zhang, J. Zhong, W. Ma, and D. Jiang, "Real-time video encryption scheme based on multi-round confusion-diffusion architecture," *Int. J. Mod. Phys. C*, vol. 35, no. 8, pp. 2450095, Jan. 2024.
- [19] X. Wang and M. Wang, "A hyperchaos generated from Lorenz system," *Physica A*, vol. 387, no. 14, pp. 3751–3758, Jun. 2008.
- [20] C. Zhu, "A novel image encryption scheme based on improved hyper-chaotic sequences," *Opt. Commun.*, vol. 285, no. 1, pp. 29–37, Jan. 2012.
- [21] Z. Man, J. Li, X. Di, Y. Sheng, and Z. Liu, "Double image encryption algorithm based on neural network and chaos," *Chaos Solitons Fractals*, vol. 152, pp. 111318, Nov. 2021.
- [22] S. T. Kamal, K. M. Hosny, T. M. Elgindy, M. M. Darwish, and M. M. Fouda, "A new image encryption algorithm for grey and color medical images," *IEEE Access*, vol. 9, pp. 37855–37865, Mar. 2021.
- [23] U. Erkan, A. Toktas, F. Toktas, and F. Alenezi, "2D π -map for image encryption," *Inform. Sci.*, vol. 589, pp. 770–789, Apr. 2022.
- [24] Q. Lai, H. Hua, X. Zhao, U. Erkan, A. Toktas, "Image encryption using fission diffusion process and a new hyperchaotic map," *Chaos Solitons Fractals*, vol. 175, pp. 114022, Oct. 2023.
- [25] W. Alexan, M. Elkandoz, M. Mashaly, E. Azab, and A. Aboshousha, "Color image encryption through chaos and kaa map," *IEEE Access*, vol. 11, pp. 11541–11554, Feb. 2023.
- [26] X. Wang and Y. Li, "Chaotic image encryption algorithm based on hybrid multi-objective particle swarm optimization and DNA sequence," *Opt. Laser Eng.*, vol. 137, pp. 106393, Feb. 2023.
- [27] Y. Xian and X. Wang, "Fractal sorting matrix and its application on chaotic image encryption," *Inform. Sci.*, vol. 547, pp. 1154–1169, Feb. 2021.
- [28] H. Huang and Z. Cai, "Duple color image encryption system based on 3-D nonequilateral Arnold transform for IIoT," *IEEE Trans. Ind. Inform.*, vol. 19, no. 7, pp. 8285–8294, Oct. 2022.
- [29] Y. Wu, *et al.*, "Local Shannon entropy measure with statistical tests for image randomness," *Inform. Sci.*, vol. 222, pp. 323–342, Feb. 2013.
- [30] Q. Liang and C. Zhu, "A new one-dimensional chaotic map for image encryption scheme based on random DNA coding," *opt. Laser Technol.*, vol. 160, pp. 109033, May. 2023.
- [31] G. Alvarez and S. Li, "Some basic cryptographic requirements for chaos-based cryptosystems," *Int. J. Bifurcation Chaos*, vol. 16, no. 8, pp. 2129–2151, Aug. 2006.
- [32] C. Chen, K. Sun, and S. He, "An improved image encryption algorithm with finite computing precision," *Signal Process.*, vol. 168, pp. 107340, Mar. 2020.
- [33] C. Wang and Y. Zhang, "A novel image encryption algorithm with deep neural network," *Signal Process.*, vol. 96, pp. 108536, Jul. 2022.
- [34] Y. Wu, L. Zhang, B. Berretti, and S. Wan, "Medical image encryption by content-aware DNA computing for secure healthcare," *IEEE Trans. Ind. Inform.*, vol. 19, no. 2, pp. 2089–2098, Jul. 2022.
- [35] Y. Wu, J. P. Noonan, and S. Agaian, "NPCR and UACI randomness tests for image encryption," *Cyber J.: Multidiscip. J. Sci. Technol. J. Sel. Areas Telecommun.*, vol. 1, no. 2, pp. 31–38, 2011.
- [36] X. Wang, S. Chen, and Y. Zhang, "A chaotic image encryption algorithm based on random dynamic mixing," *Opt. Laser Technol.*, vol. 138, pp. 106837, Jun. 2021.
- [37] A. K. Singh, K. Chatterjee, and A. Singh, "An image security model based on chaos and DNA cryptography for IIoT images," *IEEE Trans. Ind. Inform.*, vol. 19, no. 2, pp. 1957–1964, May 2022.
- [38] S. Li, G. Chen, and X. Mou, "On the dynamical degradation of digital piecewise linear chaotic maps," *Int. J. Bifurcation Chaos*, vol. 15, no. 10, pp. 13119–13151, 2005.
- [39] L. Liu, H. Xiang, and X. Li, "A novel perturbation method to reduce the dynamical degradation of digital chaotic maps," *Nonlinear Dynam.*, vol. 103, pp. 1099–1115, Jan. 2021.