

Annotating and Auditing the Safety Properties of Unsafe Rust

ZIHAO RAO, School of Computer Science, Fudan University, China

HONGLIANG TIAN, Ant Group, China

XIN WANG, School of Computer Science, Fudan University, China

HUI XU*, School of Computer Science, Fudan University, China

Unsafe code is a critical topic in ensuring the security of system software development in Rust. It is the sole source of potential undefined behaviors, assuming the compiler is sound. To avoid the misuse of unsafe code, Rust developers should provide clear safety property annotations for unsafe APIs. However, there is limited official guidance and few best practices for annotating unsafe code. Even the current best practices for safety property annotations in the Rust standard library are ad hoc and informal. In this paper, we design a domain-specific language to describe the safety properties of unsafe APIs, which may serve as a precursor for automated verification in the future. Furthermore, to ensure that the caller of an unsafe API properly delegates the safety property required by the callee, we propose a novel unsafety propagation graph to model the usage and propagation of unsafe code. Based on this graph, we further introduce a method to partition the graph into smaller graphs, such that each graph serves as a self-contained audit unit for examining the soundness of unsafe code encapsulation and safety property annotation. We applied our approach to the Rust standard library, and the experimental results demonstrate that our method is both practical and effective. Additionally, we have fixed safety property description issues in 23 APIs.

ACM Reference Format:

Zihao Rao, Hongliang Tian, Xin Wang, and Hui Xu. 2025. Annotating and Auditing the Safety Properties of Unsafe Rust. 1, 1 (May 2025), 27 pages. <https://doi.org/10.1145/nnnnnnn.nnnnnnn>

1 INTRODUCTION

Rust is a rising systems-level programming language known for its notable memory safety features. However, employing operations that may lead to memory safety issues, such as raw pointer arithmetic and dereferencing, is often unavoidable in system software development [19, 22, 25]. Rust tackles this challenge through the encapsulation of unsafe code, which could lead to undefined behavior. By enforcing a set of rules, such as ownership and borrow-checking, Rust ensures that developers avoid undefined behavior as long as they do not use unsafe code directly [40]. Instead, Rust encourages the use of well-encapsulated safe APIs provided by the standard libraries or third-party libraries [23]. Currently, the soundness of unsafe code encapsulation is primarily checked by developers, as the Rust compiler is unable to perform this check [38]. Despite its importance, there is little guidance from the Rust community on how to achieve sound encapsulation. As a result, unsoundness issues in functions with interior unsafe code are common and represent a

*Corresponding author

Authors' addresses: Zihao Rao, zhrhao23@m.fudan.edu.cn, School of Computer Science, Fudan University, China; Hongliang Tian, tate.thl@antgroup.com, Ant Group, China; Xin Wang, xinw@fudan.edu.cn, School of Computer Science, Fudan University, China; Hui Xu, huixu@fudan.edu.cn, School of Computer Science, Fudan University, China.

Permission to make digital or hard copies of all or part of this work for personal or classroom use is granted without fee provided that copies are not made or distributed for profit or commercial advantage and that copies bear this notice and the full citation on the first page. Copyrights for components of this work owned by others than ACM must be honored. Abstracting with credit is permitted. To copy otherwise, or republish, to post on servers or to redistribute to lists, requires prior specific permission and/or a fee. Request permissions from permissions@acm.org.

© 2025 Association for Computing Machinery.

Manuscript submitted to ACM

typical type of bug unique to Rust [24, 40]. Such issues could undermine Rust’s memory safety feature if they are not properly addressed.

Automated verification is a promising approach to solve the problem. Recently, the official Rust group has launched a standard library verification challenge [37]. One essential goal of this verification is to prove the absence of undefined behaviors that could be introduced by unsafe APIs. Specifically, a successful verification should demonstrate that the safety requirements of calling an unsafe API are always met and that the residual risks after calling the API are eliminated. However, the community currently lacks a standard for safety contract annotations [26, 37], and even the existing informal text annotations provided in Rustdoc are ad hoc.

In this paper, we investigate language-level undefined behaviors and safety requirements, aiming to address three key questions.

Q1. What is the appropriate domain-specific language for annotating the safety properties of unsafe APIs, such that it is both human-readable and useful for formal verification?

Intuitively, contract-based approaches should be a viable means to solve this problem [1, 16, 17]. Nevertheless, such approaches cannot describe the optional preconditions and potentially hazardous state of a program that is temporarily allowed, such as shared mutable aliases. Besides, we do not consider postconditions which are employed as the invariant that must be held during the exit of a function. They are unrelated to the safety properties of unsafe APIs. Moreover, formally defined contracts are generally harder for developers to read compared to the current Rustdoc. Therefore, we propose a new domain-specific language (DSL) to describe safety properties. Our approach is inspired by the safety descriptions within the current Rustdoc of the Rust standard library. We find that each unsafe API can be labeled with one or several safety properties, and each safety property can be formally defined in the form of $\text{tag}(\text{args}) \mapsto \text{expression}(\text{args})$, where each tag is an identifier of a safety property, and args are a set of parameters of related function arguments and return value. Additionally, each tag corresponds to one of the following categories: a precondition, an optional precondition, or a hazardous state. By labeling each unsafe API with these safety tags, we strike a balance between formality and readability. Our approach focuses only on language-level undefined behaviors. These safety tags can be categorized into five classes: *layout*, *pointer validity*, *content*, *alias*, and *miscellaneous*. These tags are sufficient for 96.1% unsafe APIs in the Rust standard library, excluding intrinsic ones. The remaining cases involve API-specific functional correctness or system runtime constraints, which lack general applicability.

Q2. Is it possible to establish a unified framework to express soundness criteria for both interior unsafe APIs and unsafe APIs annotated with safety properties?

This problem is challenging due to Rust’s complex type system, which includes structs and traits. Developers may need to consider multiple functions when determining the safety property of an API. For example, a struct method with interior unsafe code may depend on its constructor to be safe, and the struct could have several different constructors and methods with interior unsafe code. These dependencies can create strong coupling among multiple snippets of interior unsafe code, making the function safety declaration and safety property tag assignment more complex. To address this challenge, we propose a novel *unsafety propagation graph* to track the propagation of unsafe code and identify functions responsible for isolating unsafe code. The graph captures the essential relationships among constructors, methods, and functions regarding unsafe code encapsulation. Given that the unsafety propagation graph can become very large and complex in some projects, we further divide a graph into multiple small units based on predefined patterns and rules, such that each unit serves as a minimal, self-contained audit unit for unsafe code encapsulation and verification. For each audit unit, there is an audit formula to guide developers in safety property annotation, as well as soundness verification of functions with interior unsafe code.

Q3. Are the proposed safety annotations and auditing framework effective in facilitating the audit of unsafe code?

This question concerns how to apply safety tags and auditing framework to audit real-world Rust projects. Ideally, we can adopt contract verification techniques, such as model checking or abstract interpretation. However, due to the complexity of the problem, existing approaches each have their own limitations, *e.g.*, state explosion for model checking [6], and precision issue for abstract interpretation [5]. These techniques need to be carefully adapted to specific auditing tasks in order to achieve promising results. We consider this to be a separate problem that is orthogonal to the focus of this paper. Instead, this work evaluates the usefulness of our approach using a set of heuristic rules. For example, we leverage type information and naming conventions to derive rules for safety tag suggestion and consistency checking. We select the Rust standard library as our auditing target, aiming to examine whether the current informal safety descriptions are both sufficient and necessary. To this end, we first manually translate the existing safety descriptions in Rustdoc for public unsafe APIs into safety tags. We then apply inference rules to automatically generate suggested safety tags. All inconsistencies between the two tag sets are manually reviewed using the auditing rules. As a result, we identified 181 APIs missing safety descriptions and 16 APIs with defective safety descriptions. In total, we fixed 23 APIs, involving 49 safety tags.

In short, our paper makes the following contributions.

- We design a new domain-specific language to annotate the safety properties of unsafe APIs. Our approach is more formal compared to the current text descriptions of Rustdoc while largely preserving readability.
- We propose a novel approach for auditing the safety of unsafe code usage. Our method partitions a Rust crate into multiple small, self-contained audit units, offering valuable guidance to developers on the proper handling of unsafe code.
- We conducted experiments on the Rust standard library and fixed safety description issues in 23 public unsafe APIs.

2 THE SAFETY PROMISE AND UNSAFETY PERILS OF RUST

In this section, we present the safety principle of Rust, as well as the underlying mechanism and challenges.

2.1 Memory Safety of Rust

As a system programming language, Rust allows the use of raw pointers and other low-level controls to achieve efficiency. While it strives to prevent memory-safety bugs, it is impossible to completely eliminate them due to the NP-hard nature of pointer analysis [12]. Indeed, Rust does not guarantee memory safety for all programs. The safety promise of Rust is that “*the program should not exhibit undefined behaviors if developers do not use unsafe code*” [40]. Next, we will dive deeper into the two modes of Rust: safe Rust and unsafe Rust.

2.1.1 Safe Rust. Safe Rust achieves the safety promise through several novel features, including ownership and lifetimes. In safe Rust, each value has an owner, and ownership can be borrowed either mutably or immutably. The Rust compiler tracks ownership and enforces the rule of exclusive mutability: If a value has a mutable reference at a given point, it cannot have other mutable or immutable aliases at that same point. In this way, it can avoid the hard pointer analysis problems. As a side effect, the enforced alias rule sacrifices the usability of the language. For instance, implementing a doubly linked list is challenging because each node needs to have two aliases, and the node itself must be mutable.

2.1.2 Unsafe Rust. To enhance usability, Rust allows developers to break the rules and use low-level controls via unsafe code. There are five types of unsafe code in Rust: raw pointer dereference, calling an unsafe function or method, accessing a static mutable variable, accessing fields of unions, and implementing an unsafe trait [4]. Because the Rust compiler cannot guarantee memory safety for unsafe code, such code must be used within an unsafe block (*i.e.*, annotated with an unsafe marker), indicating that developers should be responsible for the risks incurred by unsafe code. Otherwise, the Rust compiler will reject the code. Unsafe Rust complements safe Rust by providing necessary low-level memory control and flexible interoperability for many system software development scenarios.

2.1.3 Unsafe Code Encapsulation. Since unsafe code is sometimes unavoidable in Rust programming, it is crucial to prevent the propagation of unsafety risks. One of the fundamental principles advocated by the Rust community is that unsafe code should be well-encapsulated behind *safe abstractions* [2, 22, 38]. Correspondingly, the essential programming design paradigm that aligns with this principle is known as *interior unsafe*. This paradigm involves a safe function or method containing unsafe code, where all potential undefined behaviors caused by the unsafe code are properly managed within the function itself [23, 24]. For example, the struct `St2` in Listing 1 contains an interior unsafe method `get()` that calls an unsafe function `ptr::offset()`, followed by another unsafe operation that dereferences the obtained raw pointer. To declare `get()` as a safe method, developers must ensure that, regardless of the argument passed to `get()`, the function does not produce any undefined behaviors. A critical risk to this method is if `x` exceeds the length. Therefore, developers add a bounds check so that the unsafe code is only executed if `x` passes the check. Thus, interior unsafe is an effective strategy to prevent the propagation of unsafety risks and is widely used in Rust libraries.

2.1.4 Modularized Safety. Rust provides visibility control to prevent unauthorized access [31]. By default, all functions and structs, including their fields and methods, are private and can only be accessed within the same module. To make components accessible outside the module, developers can declare them as public with the keyword `pub`. Note that Rust’s access control applies to modules, not structs. This means that even if a struct has private fields, those fields can still be accessed by other structs or functions within the same module. As long as using a module’s features does not lead to undefined behavior without unsafe, the module is considered sound.

2.2 Unsafety Perils

The approach of unsafe code encapsulation is not only ideal but also effective in practice [9]. However, as the ecosystem continues to expand, the limitations of the design gradually emerge and may impede the future development of the language. Specifically, the soundness check of interior unsafe code primarily relies on developers. While this task may be manageable for small-scale projects with only a few lines of unsafe code, it becomes challenging in real-world Rust projects as the number of unsafe code snippets grows. Furthermore, third-party library developers often prioritize feature implementation over rigorous soundness verification, and they may lack the expertise of standard library contributors, leading to latent unsoundness issues. Real-world Rust projects often involve complex structs and traits, requiring developers to consider all combinations of member functions to ensure soundness. Next, we employ Listing 1 to demonstrate the challenge of unsafe code handling.

Firstly, there is no actionable guideline on whether a function should be declared as safe or not. The safety declarations of different methods within a struct are interdependent. Listing 1 contains two structs `St1` and `St2`, both have two fields: `ptr` and `len`. However, they employ different strategies in safety declaration. In `St1`, the constructor `from()` is safe, while the method `get()` is unsafe. In comparison, the constructor of `St2` is unsafe, while the method `get()` is safe.

Listing 1. Sample Rust code for safety audit.

```

struct St1 { ptr: *mut u8, len: usize }
struct St2 { pub ptr: *mut u8, pub len: usize }
impl St1 {
    pub fn from(p: *mut u8, l: usize) -> St1 {
        St1 { ptr: p, len: l }
    }
    pub fn set_len(&mut self, l: usize) {
        self.len = l;
    }
    /* Safety annotation to be provided by developers: ? */
    pub unsafe fn get(&self) -> &[u8] {
        /* Safety annotation from Rustdoc for from_raw_parts():
        pub const unsafe fn from_raw_parts<'a, T>(data: *const T, len: usize) -> &'a [T]
        1) data must be non-null, valid for reads for len * mem::size_of::<T>() many bytes, and it must be properly aligned. This means ..
        2) data must point to len consecutive properly initialized values of type T.
        3) The memory referenced by the returned slice must not be mutated for the duration of lifetime 'a, except inside an UnsafeCell.
        4) The total size len * mem::size_of::<T>() of the slice must be no larger than isize::MAX, and adding that size to data must
        not wrap around the address space. See the safety documentation of pointer::offset.
        */
        slice::from_raw_parts(self.ptr, self.len)
    }
}
impl St2 {
    /* Safety annotation to be provided by developers: ? */
    pub unsafe fn from(p: *mut u8, l: usize) -> St2 {
        St2 { ptr: p, len: l }
    }
    /* Safety annotation to be provided by developers: ? */
    pub unsafe fn set_len(&mut self, l: usize) {
        self.len = l;
    }
    pub fn get(&self, x: usize) -> u8 {
        if x < self.len {
            /* Safety annotation from Rustdoc for offset():
            pub const unsafe fn offset(self, count: isize) -> *const T
            1) The offset in bytes, count * size_of::<T>(), computed on mathematical integers (without wrapping around), must
            fit in an isize.
            2) If the computed offset is non-zero, then self must be derived from a pointer to some allocated object,
            and the entire memory range between self and the result must be in bounds of that allocated object.
            */
            unsafe { *self.ptr.offset(x as isize) }
        } else {
            0
        }
    }
}
fn f1(v: Vec<u8>) {
    let (p, l, _c) = v.into_raw_parts();
    let s1 = St1::from(p, l);
    f2();
}
fn f2() {
    let mut v = vec![1, 2, 3];
    let (p, l, _c) = v.into_raw_parts();
    let s2 = unsafe { St2::from(p, 0) };
    unsafe { s2.set_len(p, l) };
    let t2 = s2.get(0);
}

```

Both patterns are popular in real-world Rust projects. As long as they meet the safety promise of no undefined behavior without using unsafe code, they are both valid. The pattern of St1 is much more straightforward because from() contains no unsafe code and cannot lead to undefined behavior by itself. While the pattern of St2 is less common than St1, it has the advantage of avoiding the need to declare other methods as unsafe, especially when there are multiple methods containing interior unsafe code, similar to get(). Besides, both data structs contain a set_len() method: one is safe, whereas the other should be declared as unsafe.

Secondly, there is little practical guidance on how to document the safety properties of an unsafe function. The annotation of safety properties for unsafe APIs plays a crucial role in verifying the soundness of safety encapsulation.

Intuitively, an API containing interior unsafe code can only be declared as safe if all the safety requirements of its internal safe APIs are met, otherwise, it should delegate the safety requirements. For example, to annotate the safety property of `get` within `St1`, developers should understand the safety property of its interior unsafe code, *i.e.*, `slice::from_raw_parts()` from the Rust standard library. The Rustdoc of `std` provides four explicit safety requirements in textual form to guide developers in using the API safely [33]. Developers may directly employ the same safety properties of `slice::from_raw_parts()` for `get()`. Yet, the annotation can be further detailed according to the context of usage, *e.g.*, replacing the generic type of the return value `&[T]` to the monomorphized type `&[u8]`.

However, the issue becomes complicated when considering the semantics of the method and the interdependency of methods within a struct. Take `St2` as an example: the method `get()` has two safety properties, but the length check alone cannot guarantee that these conditions are satisfied. Specifically, it cannot ensure that `self.ptr` points to an allocated object. This is why the constructor `from()` is declared as unsafe, signaling to developers that there are safety requirements to be followed when using the API. It is possible to trigger undefined behaviors with `get()`, but only after the object has been constructed via unsafe `from()`. In this way, the safety promises of Rust can be upheld. However, `St2` is unsound because the object can also be constructed using the literal syntax, since both fields of `St2` are public. As a result, it is possible to trigger undefined behaviors without using the unsafe marker. The bug can be fixed by making at least one field of `St2` private, thereby disabling the literal constructor.

3 UNSAFE CODE ANNOTATION

While existing textual documentation of unsafe code is readable, it is often ad hoc and sometimes ambiguous, making it unsuitable for formal verification or soundness audits. In this section, we propose a novel domain-specific language for describing the safety properties of unsafe code.

3.1 Safety Property Annotation Language

The safety property annotation language is a context-free language defined as follows.

$$\begin{aligned}
 \text{SP} &\mapsto \text{'!'}? \text{Tag '(' Input, (, Input)* ')'} \\
 \text{Tag} &\mapsto [\text{a-zA-Z}]^+ \\
 \text{Input} &\mapsto (\text{FnParID} \mid \text{RetVal} \mid \text{TypePar} \mid \text{AriExpr} \mid \text{ValRange} \mid \text{AddrRange} \mid \text{Spec}) \\
 \text{AriExpr} &\mapsto \text{BinOp '(' AriExpr, AriExpr ')'} \mid \text{UniOp '(' AriExpr ')'} \mid \text{FnParID} \mid \text{Num} \mid \text{Size} \\
 \text{Size} &\mapsto \text{sizeof '(' TypePar ')'} \\
 \text{ValRange} &\mapsto \text{Val} \mid ((\text{'('} \mid \text{'['}) \text{Val ',' Val (']' } \mid \text{')' })) \\
 \text{AddrRange} &\mapsto (\text{p, T, len}) \mid (\text{s, range}) \mid \text{vec} \mid \dots \\
 \text{Spec} &\mapsto \text{Num} \mid \text{Type} \mid \text{Trait} \mid \text{Allocator} \mid \dots
 \end{aligned} \tag{1}$$

Each property is specified with a tag and multiple inputs, where the tag represents the property name, and the inputs correspond to the detailed arguments of the unsafe API being annotated. The arguments typically include the necessary parameters, type parameters, or the return value of the API. In addition, the arguments may include arithmetic expressions, value ranges, address ranges, or other specifications.

Table 1. Primitive safety properties.

Category	Safety Tags	Meaning	Usage
Layout	Align(p, T) Size(T, s) !Padding(T)	$p \% \text{alignment}(T) = 0 \ \&\& \ \text{sizeof}(T) \% \text{alignment}(T) = 0$ $\text{sizeof}(T) = s, s \in \{\text{num}, \text{vrange}, \text{unknown}, \text{any}\}$ $\text{padding}(T) = 0$	precondition precondition, option precondition
Pointer	!Null(p) Allocated(p, T, len, A) InBound(p, T, len) !Overlap(dst, src, len, T)	$p \neq 0$ $\forall i \in 0..\text{sizeof}(T) * \text{len}, \text{allocator}(p+i) = A$ $\text{mem}(p, p+\text{sizeof}(T) * \text{len}) \in \text{single allocated object}$ $ \text{dst}-\text{src} > \text{sizeof}(T) * \text{len}$	precondition precondition precondition precondition
Content	ValidNum(expr, vrange) ValidString(arange) ValidCStr(p, len) Init(p, T, len) Unwrap(x, T) Typed(p, T)	$\text{expr} \in \text{vrange} \ \&\& \ \text{expr} \text{ incurs no arithmetic verflow}$ $\text{mem}(\text{arange}) \in \text{UTF-8}$ $\text{mem}(p+\text{len}, p+\text{len}+1) = '\emptyset'$ $\forall i \in 0..\text{len}, \text{mem}(p+\text{sizeof}(T)*i, p+\text{sizeof}(T)*(i+1)) = \text{validobj}(T)$ $\text{unwrap}(x) = T$ $\text{typeof}(*p) = T$	precondition precond, hazard precondition precond, hazard precondition precondition
Alias	Owning(p) Alias(p1, p2) Alive(p, l)	$\text{ownership}(*p) = \text{none}$ $p1 = p2$ $\text{lifetime}(*p) \geq l$	precondition hazard precondition
Misc	Pinned(p, l) !Volatile(p, T, len) Opened(fd) Trait(T, trait) !Reachable()	$\forall t \in 0..l, \&_t(*p)_0 = p$ $\nexists \text{another thread tid}, \text{tid.write}(p, p+\text{sizeof}(T)*\text{len})$ $\exists \text{openfile}() \rightsquigarrow \text{fd} \ \&\& \ \nexists \text{closefile}(\text{fd})$ $\text{trait} \in \text{traitimpl}(T)$ $\text{sat}(\text{cond}()) = \text{false}$	hazard precondition precondition option precondition

For example, the first property of `slice::from_raw_parts(data: *const T, len: usize) -> &'a [T]` requires that the first parameter, `data`, must be non-null. Therefore, we can describe the property as `!Null(data)`. Additionally, it requires that `data` must be valid for reading `len * mem::sizeof::<T>()` bytes. This property requires `data` must point to an allocated memory space ranging from `data` to `data + len * mem::sizeof::<T>()`, represented as `Allocated(data, len, T, any)`. However, there are implied relationships among the two properties, i.e., `Allocated(data, len, T, any) > !Null(data)`. Therefore, we only need to use `Allocated(data, len, T, any)` for annotation. The first property also requires that `data` must be properly aligned, which can be represented as `Align(data, T)`. The second textual property requires the `data` must be initialized, which can be represented as `Init(data, T, len)`. As `Init(data, T, len)` implies `Allocated(data, len, T, any)`, we can also ignore the `Allocated` property. The third textual property requires the memory referenced by the slice must not be mutated during the lifetime `'a`. We can represent the property with `Alias(self.ptr, 0)`, where `0` is the identifier of the return value. The property indicates that this unsafe API may create a hazardous status violating the exclusive mutability principle. The fourth property requires no overflow when performing arithmetic operations, and we can represent the property as `ValidNum(add(data, mul(sizeof(T), len)), (0, isize::MAX])`.

Next, we introduce the detailed design of our safety properties.

3.2 Specification of Primitive Safety Properties

After surveying all the documents of the Rust standard library, we have summarized five types of primitive safety properties. Table 1 presents an overview of these properties. The detailed data is available on GitHub named `tag-std`¹.

3.2.1 Layout. According to the Rust reference book [35], there are three key attributes related to layout.

¹Project `tag-std`: <https://github.com/Artisan-Lab/tag-std>.

- *Alignment*: Each type has an alignment requirement of 2^x bytes, where $x \geq 0$. The starting address p of an object of type T is considered aligned if $p \% \text{alignment}(T) = 0$. Additionally, the size of type T should always be a multiple of its alignment, i.e., $\text{sizeof}(T) \% \text{alignment}(T) = 0$. These requirements can be captured by the alignment property $\text{Align}(p, T)$.
- *Size*: If the size of a type can be determined during compiling time, the object is sized. We annotate the property as $\text{Sized}(T, \text{any})$. Otherwise, the type is dynamically sized, annotated as $\text{Sized}(T, \text{unknown})$. Besides, an unsafe API may require the size of an argument object to be non-ZST (zero-sized type), such as the `NonNull::offset_from(self, origin: NonNull<T>) -> isize` method. This requirement can be expressed with the property $\text{Size}(T, !0)$, or $!ZST$ as a variant or shorthand.
- *Padding*: Padding refers to unused space between successive elements of the same type, ensuring proper alignment. It is included when calculating the size of the type. A safety property may require that type T has no padding, represented as $!Padding(T)$. For example, `raw_eq()` requires that the objects being compared contain no padding, because the padding contents may affect the comparison result.

3.2.2 Pointer. This type concerns pointer validity. For example, some APIs (e.g., `NonNull::new_unchecked(ptr: *mut T) -> NonNull<T>`) require the parameter pointer to be non-null, which is represented by $!Null(p)$. Additionally, some unsafe APIs (e.g., `pointer::offset(self, count: isize) -> *mut T`) require the pointer to be non-dangling, meaning it must point to a valid memory location, either within allocated memory or the stack. We represent the property as $\text{Allocated}(p, T, \text{len}, A)$, which specifies that the memory space of size $\text{sizeof}(T) * \text{len}$ pointed to by the pointer p must be allocated by the allocator A . The property $\text{InBound}(p, T, \text{len}, \text{arange})$ ensures that the memory space is not only allocated but allocated for the same object. Finally, the property $!Overlap(\text{dst}, \text{src}, \text{len}, \text{arange})$ ensures that the two memory spaces pointed to by dst and src do not overlap.

3.2.3 Content. This category ensures that the contents of allocated memory must be valid or adhere to the type requirements. For instance, the generic-typed API, `Box::assume_init(self) -> Box<[T], A>` requires the memory of the generic-typed value to be properly initialized before calling the method. For other concrete types, there are specific properties:

- *Valid Number*: The result of integer arithmetic must be within the valid range for integer types, such as `isize`, `i32`, or `f32`. We annotate this property as $\text{ValidNum}(\text{expr}, \text{vrange})$, where the first parameter is an arithmetic expression, and the second indicates the valid value ranges. This annotation also implies that intermediate results during the evaluation of the expression must not overflow.
- *Valid String*: Rust uses UTF-8 encoding for strings. Therefore, this property requires that the memory content within an address space must be valid UTF-8, annotated as $\text{ValidString}(\text{arange})$. In practice, the address range for specific APIs is specified in different formats. For example, we can annotate `String::from_utf8_unchecked(bytes: Vec<u8>) -> String` with $\text{ValidString}(\text{bytes})$.
- *Valid CStr*: This is the C string format, which requires the last byte to be a null terminator. `CStr::from_ptr<'a>(ptr: *const i8) -> &'a CStr` is an example API with the requirement.

Furthermore, objects of an enumerated type can be unwrapped directly via unsafe APIs without performing a validity check. We use the annotation $\text{Unwrap}(x, T)$ to specify the conditions required for safe unwrapping. For instance, `Option::unwrap_unchecked(self) -> T` can be annotated with $\text{Unwrap}(\text{self}, \text{Some}(T))$, and `Result::unwrap_unchecked(self) -> T` with $\text{Unwrap}(\text{self}, \text{Ok}(T))$. Finally, $\text{Typed}(p, T)$ means the memory

pointed by the pointer can be used for creating an object of type T . Rust has such safety requirements for several constructors named `from_raw`, such as `Rc::from_raw(ptr: *const T) -> Rc<T>` which requires the pointers must be returned from an `Rc` object via the `Rc::into_raw(this: Rc<T, A>) -> *const T` method.

3.2.4 Alias. This category relates to the context of ownership, borrowing, and lifetime rules enforced by the Rust compiler. These mechanisms are fundamental to achieving exclusive mutability in Rust. The property `Owning(p)` means that the object pointed to by p is going to be owned, and it should not have any other owners prior to that. `Box::from_raw(raw: *mut T) -> Box<T>` is an API that turns the raw pointer into an owned value and should be annotated with `Owning(raw)`. Note that `Owning` is generally considered as a precondition, as a value is not allowed to have two owners even temporarily due to the risk of double-free vulnerabilities during unwinding [20, 40]. The property `Alias(p1, p2)` means that two parameters point to the same memory space and may violate the requirement for exclusive mutability. This can occur, for example, when converting a raw pointer into a reference using methods like `pointer::as_mut<'a>(self) -> Option<&'a mut T>` or `pointer::as_ref<'a>(self) -> Option<&'a T>`. Different from `Owning`, temporary violations of alias rules can be useful in certain scenarios (e.g., double-linked list) and are therefore permitted as long as the program remains safe. As a result, we classify the safety property of `Alias` as a hazard. We will elaborate more on the classifications in Section 3.3. Finally, we use `Alive(p, l)` to represent that the lifetime of the object pointed to by p must be longer than the lifetime l .

3.2.5 Miscellaneous. There are specific safety properties that apply to particular contexts. For instance, pinning is a characteristic that ensures an object remains at the same memory address after being created and cannot be moved. Rust provides this feature via the `Pin` struct, and we annotate such requirement for methods within this struct as `Pinned(p)`. Another property related to memory access is `volatile`, which indicates that the memory may be subject to concurrent access and may change. In such cases, compilers should reload the value from memory rather than using the previous copy. Read or write operations via pointers (e.g., `ptr::read<T>(src: *const T) -> T`) generally require the memory to be non-volatile. Otherwise, developers should use volatile methods. We represent this requirement with `!Volatile(p)`. For file read and write operations, methods typically require that the file must be open. We annotate this property as `Opened(fd)`, such as for the method `UdpSocket::from_raw_socket(sock: RawSocket) -> UdpSocket`. Additionally, we use `Trait(T, trait)` to specify the condition that a type T implements a particular trait. Finally, `!Reachable()` is a special requirement indicating the current statement should not be reached during execution. The function `intrinsic::unreachable() -> !` requires the safety property.

3.2.6 Compound Safety Properties. By combining primitive safety properties, we define compound safety properties to express complex constraints commonly found in the Rust standard library documentation. These compound properties capture recurring patterns of complicated safety requirements, enabling more concise and reusable annotations.

- `Deref(p, T, len)`: This property requires that dereferencing a pointer p of type T over a range from p to $p + \text{Sizeof}(T) * \text{len}$ is safe. It consists of two primitive safety properties: `Allocated(p, T, len, any)` and `InBound(p, T, len)`.
- `ValidPtr(p, T, len)`: Rustdoc has specified several criteria for a valid pointer [28]. The criteria distinguish zero-sized types (ZSTs) from others. For memory accesses of ZSTs, every pointer is valid. But for non-ZSTs, validity requires the memory to be dereferenceable. We can therefore formulate the compound safety property as `Size(T, 0) || (Size(T, !0) && Deref(p, T, len))`

- `Ptr2Ref(p, T)`: This property specifies the safety requirements when converting raw pointers to references. According to Rustdoc, it does not differentiate whether `T` is ZST or not. The safety property can be represented as `Align(p, T) && Deref(p, T, 1) && Alias(p, 0)`.
- `Layout(p, layout)`: Memory allocation APIs (e.g., `Global::alloc(&self, layout: Layout) -> *mut u8`) may impose constraints on memory layouts. These constraints typically require that a raw pointer be aligned to the alignment specified by the layout, and that the memory it points to be allocated on the heap with the size specified in the layout. The property can be expressed as `ValidNum(rem(p, layout.align), 0) && Allocated(p, u8, layout.size, heap)`.

3.2.7 *Unsupported Safety Properties.* There are two types of safety properties that we currently do not support.

- *Unsafe trait*: Implementing an unsafe trait (e.g., `Send`, `Sync` and `GlobalAlloc`) is itself an unsafe operation, as it requires satisfying certain safety guarantees. However, these requirements are highly specific to each data type, making it difficult to represent the associated safety properties in a general or explicit form.
- *Non-language-level UBs*: Our annotation language does not handle non-language-level undefined behaviors well, particularly those related to the system environment (e.g., `env::set_var()`) or the correctness of specific functions (e.g., `CursorMut::insert_after_unchecked()`). The properties required to ensure safety in these cases are either difficult to verify or not generally applicable. Besides, there is a significant portion of intrinsic APIs are implemented at the compiler backend, which also fall outside the scope of our language-level safety property framework.

3.3 Usage of Safety Properties

Safety properties can be used in three ways:

- *Precondition*: A safety property is used as a precondition if it must be satisfied before calling the API. Most safety properties are used as preconditions in practice.
- *Hazardous status (hazard)*: Some safety properties describe a hazardous state that can occur after calling an unsafe API. For example, `!Init(dst, T, count)` can describe a hazardous state after calling `ptr::copy<T>(src: *const T, dst: *mut T, count: usize)` when the source memory is uninitialized.
- *Optional precondition (option)*: Satisfying an optional precondition ensures the safety of calling an unsafe API, but it is not mandatory. For example, `Size(T, num)` ensures the safety of calling `Layout::for_value_raw<T>(t: *const T) -> Layout`, while `Size(T, unknown)` is also supported but with additional requirements. Similarly, `Trait(T, Unpin)` ensures the safety of calling `Pin::new_unchecked(pointer: Ptr) -> Pin<Ptr>`, but it is not required. If `!Trait(T, Unpin)` is the case, we can use `Pinned(p)` to describe the hazardous state.

4 CRATE-LEVEL UNSAFE CODE ANNOTATION

Previously, we discussed the annotation approach for individual unsafe APIs. In practice, however, an unsafe API may be coupled with other APIs, such as through a caller and callee relationship or through co-location within the same struct. As discussed in Section 2.2, such coupling plays a critical role in determining function safety declarations and safety property annotations. To the best of our knowledge, there is currently no clear guidance on this matter. This section presents a novel method for analyzing the safety properties that need to be declared by APIs, based on how unsafe code propagates.

4.1 Problem Analysis

Given a Rust crate, there are three typical scenarios to be considered for unsafe code handling:

- *Original unsafe code annotation*: We refer to unsafe code in a Rust crate as *original unsafe code* (or *root unsafe code*) if it is introduced without any internal unsafe code, or if it is an unsafe API originating from another library outside the crate, such as the standard library or third-party libraries. For such unsafe code, the safety requirements must be explicitly documented by the code designer or library provider.
- *Safe property delegation*: If an unsafe API contains internal unsafe code, developers must ensure that the associated safety properties are properly delegated to the higher-level unsafe API.
- *Safety encapsulation*: If an API contains internal unsafe code but fully enforces all necessary safety properties, it can be safely exposed as a safe API.

The strategies for handling unsafe code outlined above have already become a de facto consensus within the official Rust community and among its developers. However, clear guidelines for annotating unsafe code and verifying the consistency of these annotations in real-world Rust projects are still lacking. For instance, the unsafe API, `St2::from()` in Listing 1, does not contain any internal unsafe code, yet it still requires safety property annotations, which are not immediately apparent. In such cases, we must consider the enforced execution order of the constructor and other member methods of the object.

4.2 Unsafety Propagation Graph

We now introduce the *unsafety propagation graph*, a tool that tracks the influence of unsafe code by considering both static functions (which can be called directly) and dynamic methods (which must be invoked through an object pointer).

DEFINITION 1 (UNSAFETY PROPAGATION GRAPH (UPG)). A UPG $\mathcal{G}(\mathcal{F}, \mathcal{M}, \mathcal{C}, \mathcal{E})$ is a directed graph that tracks the propagation of unsafe code through function calls and object flows in a Rust crate.

where

- \mathcal{F} is the set of nodes representing functions and static methods, including both safe ones \mathcal{F}_s and unsafe ones \mathcal{F}_u .
- \mathcal{M} is the set of nodes representing dynamic methods, including both safe ones \mathcal{M}_s and unsafe ones \mathcal{M}_u .
- \mathcal{C} is the set of nodes representing constructors, including both safe ones \mathcal{C}_s and unsafe ones \mathcal{C}_u .
- \mathcal{E} is a set of edges connecting the nodes mentioned above. It captures all function calls involving unsafe callee. Moreover, it tracks the object flows related to these function calls, i.e., the relationships between each dynamic method and its constructors.

Figure 1a presents the UPG for Listing 1. Note that in UPG, static methods are treated the same as functions, as they can be invoked directly without creating an instance of the struct and therefore do not affect other methods of existing struct objects. However, dynamic methods cannot be invoked without a struct instance. Therefore, we should also consider the relationship between constructors and dynamic methods. Since the objective of a UPG is to track unsafety propagation, we do not need to consider unrelated function calls among safe functions. For any node $n \in \mathcal{F} \cup \mathcal{M} \cup \mathcal{C}$, it can be either a safe or unsafe version. In the following paper, we use the subscript s to denote the safe subset $\mathcal{F}_s \cup \mathcal{M}_s \cup \mathcal{C}_s$ and u to denote the unsafe subset $\mathcal{F}_u \cup \mathcal{M}_u \cup \mathcal{C}_u$. Besides, we employ \mathcal{C}_l to denote literal constructors, which is a special type of safe constructors.

Algorithm 1 demonstrates our approach of extracting the UPG from a Rust crate. It begins by identifying all functions and methods with unsafe markers and adds them to the UPG as caller nodes. It's critical to notice the interactions

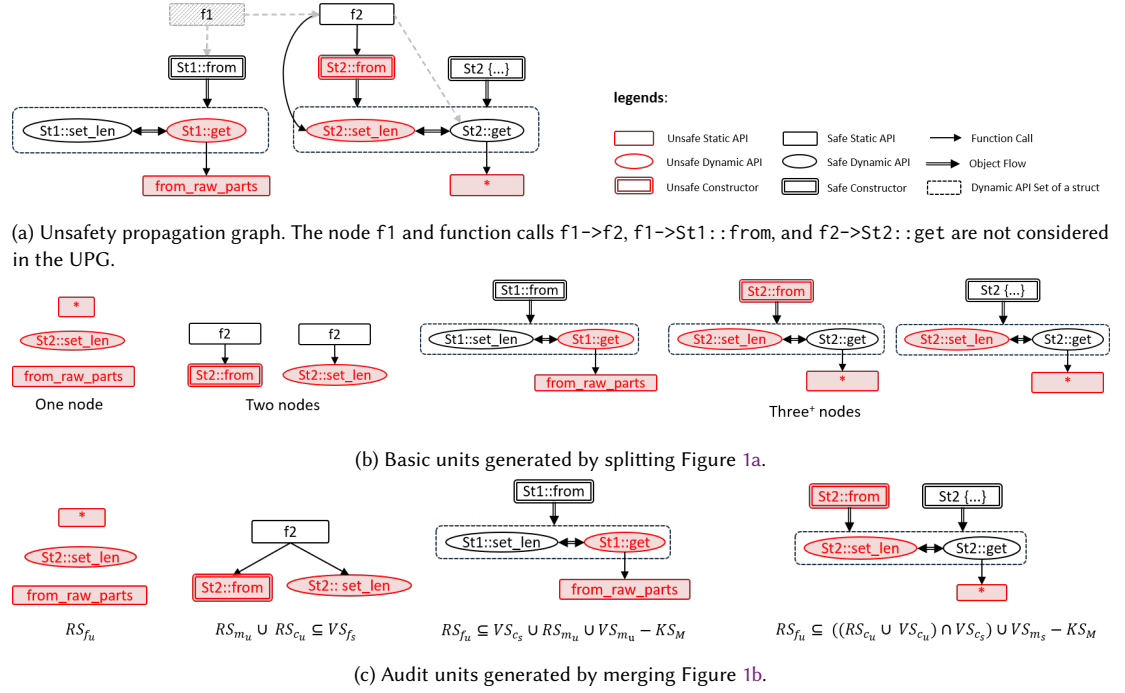


Fig. 1. Unsafety propagation graph analysis for Listing 1

between different dynamic methods. For example, the safety of $St1::get(\&self, x: \text{usize}) \rightarrow u8$ in listing 1, relies on $self.ptr$ and $self.len$ fields, which can be modified by other APIs such as $St1::set_len(\&mut self, l: \text{usize})$. Our algorithm identifies such method dependencies in two phases: (i) filtering methods that take a mutable reference to $self$, and (ii) constructing an API set for each struct by combining the methods containing unsafe code with the mutable methods identified in the previous step. The algorithm then locates the corresponding constructors and adds object-flow edges between them. Next, it searches for all unsafe callsites within the nodes and adds corresponding function call edges. If a callee is an unsafe dynamic method with a generic instance type, it implies the potential for multiple method implementations. In such cases, the method must belong to a trait that bounds the generic parameter. The algorithm then searches for all implementations of the trait method and adds the corresponding edges. Similarly, if an unsafe callee originates from a function argument, the algorithm considers all possible functions with the same signature in the UPG.

While a UPG can capture the essential components for unsafe code propagation, it may be too large for unsafe code analysis. Therefore, we split a UPG into multiple small units. Each unit is a minimal subgraph to analyze whether the safety requirements of an unsafe API are properly annotated or whether the encapsulation is sound.

Next, we first introduce our approach to obtain the structural patterns of each basic unit and then discuss how to segment a UPG into multiple audit units based on the basic units.

Algorithm 1: Unsafety property graph generation

```

1 Input: crate: The source code of a Rust crate ;
2 Output: upgs: Unsafety property graphs of the crate /* a crate may have multiple graphs. */
3 upgs  $\leftarrow \emptyset$  /* Initialize the graphs. */
4 callers  $\leftarrow$  FilterByUnsafeMarker(crate) /* Locate all unsafe APIs that contain unsafe markers. */
5 upgs.AddNode(callers) ;
6 for caller  $\in$  callers do
7   if caller.IsDynMethod() then
8     /* the caller is a dynamic method */
9     cons  $\leftarrow$  FindConstructors(node) ; /* find all constructors of the method */
10    all_impls  $\leftarrow$  GetAllImplementation(caller.struct_type) ;
11    api_set  $\leftarrow$  GetMutableSelfMethods(all_impls) ;
12    for con  $\in$  cons do
13      upgs.AddObjFlow(con, api_set) ;
14  callsites  $\leftarrow$  FindUnsafeCallSites(callers) ;
15  callees  $\leftarrow \emptyset$  ;
16  for site  $\in$  callsites do
17    callee  $\leftarrow$  site.callee ;
18    if callee.IsMethodOfGenericObj() then
19      /* the callee is a method of a generic-typed object that meets the trait bound. */
20      callees.Push(FindAllImpls(callee)) ;
21    else if callee.IsFnParam() then
22      /* the callee is a function variable with a required signature. */
23      sign  $\leftarrow$  GetFnSign(callee) ;
24      callees.Push(FindAllFns(sign))
25    else
26      callees.Push(callee)
27  for callee  $\in$  callees do
28    upgs.AddEdge(caller, callee)

```

4.3 Structural Patterns of Basic Units

We adopt an iterative approach to enumerate all possible patterns of basic units. Each basic unit involves a non-trivial safety requirement that should be audited, and it cannot be further simplified. To this end, we first enumerate all possible basic units with a certain number of nodes (starting from one), and extract the soundness requirements for each pattern. If two patterns have the same soundness requirement, we merge them and obtain a refined pattern. Table 2 demonstrates all the basic units. We use *RS* to denote the required safety property and *VS* to denote the verified safety property.

4.3.1 Patterns with one node. Our analysis begins at each leaf node of the UPG, which corresponds to root unsafe code. A leaf node can be an unsafe function, an unsafe constructor, or a raw pointer dereference, i.e., $f_u \in \mathcal{F}_u \cup \mathcal{C}_u$. Here, we treat raw pointer dereference as a compiler intrinsic function. A leaf node can also be an unsafe method, i.e., $m_u \in \mathcal{M}_u$. These leaf nodes serve as the basis for soundness analysis and must be properly annotated with safety

Table 2. Structural patterns of sub-units. Since constructors are also static functions, we use f to denote a function in $\mathcal{F} \cup \mathcal{C}$. The notation $(c \Rightarrow M \odot) m$ indicates that the method m is invoked on an instance constructed by c , and that a sequence of other methods within the struct may be invoked prior to m .

# Nodes after Refine	Pattern		Safety Property Handling	Soundness Requirement
	Initial	Refine & Merge		
1	f_u	f_u	origin	RS_{f_u}
	$(c_s \Rightarrow M \odot) m_u$	m_u	origin	RS_{m_u}
	$(c_u \Rightarrow M \odot) m_u$			
2	$f'_s \rightarrow f_u$	$f'_s \rightarrow f_u$	encapsulation	$RS_{f'_u} \subseteq VS_{f'_s}$
	$f'_u \rightarrow f_u$	$f'_u \rightarrow f_u$	delegation	$RS_{f_u} \subseteq RS_{f'_u} \cup VS_{f'_u}$
	$f'_s \rightarrow (c_s \Rightarrow M \odot) m_u$	$f'_s \rightarrow m_u$	encapsulation	$RS_{m_u} \subseteq VS_{f'_s}$
	$f'_s \rightarrow (c_u \Rightarrow M \odot) m_u$			
	$f'_u \rightarrow (c_s \Rightarrow M \odot) m_u$	$f'_u \rightarrow m_u$	delegation	$RS_{m_u} \subseteq RS_{f'_u} \cup VS_{f'_u}$
	$f'_u \rightarrow (c_u \Rightarrow M \odot) m_u$			
3 ⁺	$(c'_s \Rightarrow M' \odot) m'_s \rightarrow f_u$	$(c'_s \Rightarrow M' \odot) m'_s \rightarrow f_u$	encapsulation	$RS_{f_u} \subseteq VS_{c'_s} \cup VS_{m'_s} - KSM'$
	$(c'_s \Rightarrow M' \odot) m'_u \rightarrow f_u$	$(c'_s \Rightarrow M' \odot) m'_u \rightarrow f_u$	delegation	$RS_{f_u} \subseteq VS_{c'_s} \cup RS_{m'_u} \cup VS_{m'_u} - KSM'$
	$(c'_u \Rightarrow M' \odot) m'_s \rightarrow f_u$	$(c'_u \Rightarrow M' \odot) m'_s \rightarrow f_u$	delegation	$RS_{f_u} \subseteq RS_{c'_u} \cup VS_{c'_u} \cup VS_{m'_s} - KSM'$
	$(c'_u \Rightarrow M' \odot) m'_u \rightarrow f_u$	$(c'_u \Rightarrow M' \odot) m'_u \rightarrow f_u$	delegation	$RS_{f_u} \subseteq RS_{c'_u} \cup VS_{c'_u} \cup RS_{m'_u} \cup VS_{m'_u} - KSM'$
	$(c'_s \Rightarrow M' \odot) m'_s \rightarrow (c_s \Rightarrow M \odot) m_u$	$(c'_s \Rightarrow M' \odot) m'_s \rightarrow m_u$	encapsulation	$RS_{m_u} \subseteq VS_{c'_s} \cup VS_{m'_s} - KSM'$
	$(c'_s \Rightarrow M' \odot) m'_s \rightarrow (c_u \Rightarrow M \odot) m_u$			
	$(c'_s \Rightarrow M' \odot) m'_u \rightarrow (c_s \Rightarrow M \odot) m_u$	$(c'_s \Rightarrow M' \odot) m'_u \rightarrow m_u$	delegation	$RS_{m_u} \subseteq VS_{c'_s} \cup RS_{m'_u} \cup VS_{m'_u} - KSM'$
	$(c'_s \Rightarrow M' \odot) m'_u \rightarrow (c_u \Rightarrow M \odot) m_u$			
	$(c'_u \Rightarrow M' \odot) m'_s \rightarrow (c_s \Rightarrow M \odot) m_u$	$(c'_u \Rightarrow M' \odot) m'_s \rightarrow m_u$	delegation	$RS_{m_u} \subseteq RS_{c'_u} \cup VS_{c'_u} \cup VS_{m'_s} - KSM'$
	$(c'_u \Rightarrow M' \odot) m'_s \rightarrow (c_u \Rightarrow M \odot) m_u$			
	$(c'_u \Rightarrow M' \odot) m'_u \rightarrow (c_s \Rightarrow M \odot) m_u$	$(c'_u \Rightarrow M' \odot) m'_u \rightarrow m_u$	delegation	$RS_{m_u} \subseteq RS_{c'_u} \cup VS_{c'_u} \cup RS_{m'_u} \cup VS_{m'_u} - KSM'$
	$(c'_u \Rightarrow M' \odot) m'_u \rightarrow (c_u \Rightarrow M \odot) m_u$			

requirements. If the leaf node is an unsafe method m_u , its safety requirements may be influenced by the constructor and other methods of the same struct. However, we argue that the safety requirements of m_u should remain independent of them, in accordance with best practices observed in Rustdoc for the standard library. So we merge the two patterns $(c_s \Rightarrow M \odot) m_u$ and $(c_u \Rightarrow M \odot) m_u$ that have multiple nodes into one pattern m_u , because they both have the same soundness requirement RS_{m_u} .

4.3.2 Patterns with two nodes. : The unsafe node f_u or m_u may have callers. If the caller is a safe function $f'_s \in \mathcal{F}$. It is the responsibility of f'_s to ensure that all the safety requirements of f_u can be satisfied when reaching f_u . The soundness requirement is $RS_{f_u} \subseteq VS_{f'_s}$. If the caller is an unsafe function $f'_u \in \mathcal{F}$, f'_u should delegate the safety requirements of f_u , i.e., $RS_{f_u} \subseteq RS_{f'_u} \cup VS_{f'_u}$. Similarly, if the callee is an unsafe method m_u , we do not need to consider its constructor in the safety requirements. Note that the caller itself may also introduce additional required safety properties beyond those required by the unsafe callees. The subset relationship still applies in such cases.

4.3.3 Patterns with three⁺ nodes. : If the caller of f_u or m_u is a method m' rather than a static function, the constructor of the object on which m'_u is invoked must also be considered when checking whether the safety requirements of the unsafe callee are satisfied. Additionally, one or more methods of the object may be invoked before m'_u , potentially invalidating or killing the safety guarantees provided by the constructor. We denote such invalidation effects as KSM .

There are four possible combinations of caller and constructor safety, each leading to a distinct requirement for satisfying RS_{f_u} or RS_{m_u} .

- *Safe caller and safe constructor*: Both are responsible for ensuring the callee's safety, i.e., $RS_{fu} \subseteq VS_{c'_s} \cup VS_{m'_s} - KS_M$
- *Unsafe caller and safe constructor*: The constructor and both verified and required safety of the caller must be considered, i.e., $RS_{fu} \subseteq VS_{c'_s} \cup RS_{m'_u} \cup VS_{m'_u} - KS_M$
- *Safe caller and unsafe constructor*: The caller and both verified and required safety of the constructor must be considered, i.e., $RS_{fu} \subseteq RS_{c'_u} \cup VS_{c'_u} \cup VS_{m'_s} - KS_M$.
- *Unsafe caller and unsafe constructor*: All four sets must be considered, i.e., $RS_{fu} \subseteq RS_{c'_u} \cup VS_{c'_u} \cup RS_{m'_u} \cup VS_{m'_u} - KS_M$.

Figure 1b demonstrates the basic units for the UPG of Figure 1a. The UPG can be segmented into three basic units with one node, two units with two nodes, and three units with three⁺ nodes. The basic units can successfully decouple the complicated relationships between safety requirements and verification duties for the code.

4.4 Audit Units

While splitting a UPG into basic units can provide guidance for safety property annotation and verification, the units may be too fine-grained and can sometimes be inefficient. Several basic units can be grouped into an audit unit if they meet one of the following two criteria:

- *Two unsafe callees have the same caller*: In this case, the caller should handle the safety properties for both callees.
- *The caller is a dynamic method with multiple constructors*: In this case, all constructors must be capable of handling the remaining safety requirements of the unsafe callee that are not fulfilled by the caller.

In this way, we can still represent the soundness requirement for each audit unit with one formula. For example, Figure 1c demonstrates the final audit units derived from Figure 1b. By applying the first criterion, we can merge the two basic units: `f2->St2::from` and `f2->St2::set_len`. The audit formula is $RS_{fu} \cup RS_{mu} \subseteq VS_{fs}$. By applying the second criterion, we can merge the two basic units of `St2` that contain three⁺ nodes, and the audit formula is $RS_{fu} \subseteq ((RS_{cu} \cup VS_{cu}) \cap VS_{cs}) \cup VS_{ms} - KS_M$. If a data structure contains multiple methods with unsafe calls, there will be multiple audit units.

4.5 Discussions

In this section, we discuss additional concerns raised by Rust's type system and justify the completeness of our approach.

4.5.1 Traits. Our current approach does not treat traits as a special case because implementing a trait for a struct merely introduces a set of new functions. We can still employ the same approach to generate audit units for the struct, but with more methods introduced by different traits. Such cases are already illustrated in Algorithm 1. Moreover, the new methods provided by traits have little impact on the struct's soundness, as they do not have the privilege to access its private fields and can only invoke existing methods. As long as the struct itself is sound, introducing undefined behavior via traits is impossible without using unsafe code.

4.5.2 Overriding. The next concern is whether a struct can be attacked by adding or overriding methods. Note that Rust does not support method overriding, meaning it is impossible to add a new method to an existing struct or modify an already implemented one. The only way to achieve this is by modifying the original implementation code, which is beyond Rust's responsibility to ensure safety.

4.5.3 External Constructors. Some APIs may return an object of another type, which can be regarded as an external constructor of that type. In our approach, we do not treat it the same as regular constructors when forming an audit unit, because external constructors must ultimately rely on the struct's native constructors.

In summary, once a struct is proven to be sound, its soundness is preserved regardless of trait implementations or method overrides. Consequently, our audit units are compatible with all potential usages involving structs and traits.

5 AUDITING RULES FOR SAFETY PROPERTY ANNOTATION

In this section, we discuss the rules that can be applied to check the safety properties for each audit unit.

5.1 Auditing Rules

5.1.1 Audit Unit with One Single Node. Such audit units can be regarded as the origin of unsafety because they are not forced to be unsafe by other unsafe code. We define the following rules for such audit units.

AUDIT RULE I (API ANNOTATION RULE). *If the audited unit is an unsafe function f_u or an unsafe method m_u , appropriate safety properties RS_{f_u} or RS_{m_u} should be provided.*

5.1.2 Rule for Function Calls. This section considers the basic function call scenario, where audit units merge basic units with the same caller but different unsafe callees. There are two rules depending on whether the caller is safe or unsafe.

AUDIT RULE II (API ENCAPSULATION RULE). *If the audited unit contains a safe caller f'_s and multiple unsafe callees $F_u \cup M_u$, the safety properties of these callees should be satisfied by the caller, i.e.,*

$$\left(\bigcup_{f_u \in F_u \cup M_u} RS_{f_u} \right) \subseteq VS_{f'_s}$$

AUDIT RULE III (API DELEGATION RULE). *If the audited unit contains an unsafe caller f'_u and multiple unsafe callees $F_u \cup M_u$, the safety properties of these callees should be delegated or satisfied by the caller, i.e.,*

$$\left(\bigcup_{f_u \in F_u \cup M_u} RS_{f_u} \right) \subseteq RS_{f'_u} \cup VS_{f'_u}$$

Note that satisfying the two rules alone does not guarantee API soundness, as the API may, albeit rarely, introduce additional safety properties beyond those of the unsafe callees. Nevertheless, the two rules remain necessary conditions for ensuring soundness.

5.1.3 Rule for Structs. Each audit unit for a struct concerns only one method containing internal unsafe code. If the struct has multiple such methods, we treat them as separate audit units. Since enumerating all possible method combinations within an audit unit is challenging, we define the following weakest rules that must be satisfied; that is, they are necessary but not sufficient for ensuring the soundness of the audit unit.

AUDIT RULE IV (WEAKEST STRUCT ENCAPSULATION RULE). *If the audited unit is a struct with a safe method m_s that contains multiple unsafe callees $F_u \cup M_u$, and multiple constructors C , the safety properties of these callees should be satisfied by the method and the constructors, i.e.,*

$$\left(\bigcup_{f_u \in F_u \cup M_u} RS_{f_u} \right) \subseteq \left(\bigcap_{c \in C} (RS_c \cup VS_c) \right) \cup VS_{m_s}$$

AUDIT RULE V (WEAKEST STRUCT DELEGATION RULE). *If the audited unit is a struct with an unsafe method m_u that contains multiple unsafe callees $F_u \cup M_u$, and multiple constructors C , the safety properties of these callees should be satisfied by the method and the constructors, i.e.,*

$$\left(\bigcup_{f_u \in F_u \cup M_u} RS_{f_u} \right) \subseteq \left(\bigcap_{c \in C} (RS_c \cup VS_c) \right) \cup RS_{m_u} \cup VS_{m_u}$$

Rule **IV** and Rule **V** do not account for the ensured safety properties invalidated by other methods within the safe audit unit, i.e., KS_M in Figure 1. However, these rules remain somewhat complex. We can derive weaker rules that are easier to apply to audit units with multiple constructors.

AUDIT RULE VI (CONSTRUCTOR RULE). *If a struct has multiple constructors C , these constructors should meet the following requirement*

$$\forall c_i, c_j \in C, RS_{c_i} \cup VS_{c_i} \equiv RS_{c_j} \cup VS_{c_j}$$

Note that in Rule **IV**, **V**, and **VI**, we do not distinguish between safe and unsafe constructors. If a constructor is safe, then $RS_c = \emptyset$. Rule **VI** can be applied to detect unsound constructors. For example, if a struct contains both an unsafe constructor c_u and a literal constructor c_l , the struct is likely to be unsound. The reason is that VS_{c_l} is likely to be \emptyset (not always true), while $RS_{c_u} \neq \emptyset$. However, this is not absolutely correct. We will discuss these issues in the next section.

5.2 Tag-based Safety Property Analysis

To verify whether an audit unit satisfies the auditing rules, different techniques can be applied, such as formal verification, model checking, and abstract interpretation. While these approaches have varying strengths and weaknesses, this section presents a new method that leverages the characteristics of safety tags to perform coarse-grained yet effective analysis. Note that these rules are neither sound nor complete, but they are practically useful.

5.2.1 Set-based Safety Property Representation. Instead of using the full set of safety tags listed in Table 1 to annotate unsafe APIs, our coarse-grained analysis disregards the parameters of each safety tag. As a result, the required safety property for each unsafe API is represented as a set of tags. These tags are in nature a summary of existing safety descriptions in Rustdoc. Consequently, the problem can be modeled as operations on sets. Next, we discuss our approaches to tag analysis.

5.2.2 Basic Requirement. If an API is public and unsafe, it must provide safety property descriptions to users. Therefore, the required safety tags should not be empty.

Inference Rule 1. Bottom Annotation Rule:

$$\frac{\Gamma \vdash f : \text{pub, unsafe}}{\Gamma \vdash f \Rightarrow RS \neq \emptyset}$$

5.2.3 Infer Safety Tags by API Signatures and Names. By analyzing the functionality of Rust APIs in the standard library, we find that certain API signatures can reveal underlying safety properties. Moreover, developers within the same crate tend to follow consistent naming conventions, which can be leveraged to infer appropriate safety tags. In particular, we observe that unsafe APIs in the Rust standard library often adhere to recognizable patterns, as outlined below.

Inference Rule 2. Raw Pointer to Ownership

$$\frac{\Gamma \vdash f : \text{unsafe, } \text{params}(f) \supseteq \{\text{raw ptr}\}, \text{ ret}(f) = \text{object}}{\Gamma \vdash f \Rightarrow RS \supseteq \{\text{Align, Allocated, InBound, Alias, Owning}\}}$$

$$\frac{\Gamma \vdash f : \text{unsafe}, \quad \text{params}(f) \supseteq \{\text{raw ptr}\}, \quad \text{ret}(f) = \text{object} \quad \Gamma \vdash \text{name}(f). \text{contains}(\text{"from_raw"})}{\Gamma \vdash f \Rightarrow RS \supseteq \{\text{Align, Allocated, InBound, Alias, Owning}\}}$$

Inference Rule 3. Raw Pointer to Reference

$$\frac{\Gamma \vdash f : \text{unsafe}, \quad \text{params}(f) \supseteq \{\text{raw ptr}\}, \quad \text{ret}(f) = \text{reference}}{\Gamma \vdash f \Rightarrow RS \supseteq \{\text{Align, Allocated, InBound, Alias}\}}$$

$$\frac{\Gamma \vdash f : \text{unsafe}, \quad \text{params}(f) \supseteq \{\text{raw ptr}\}, \quad \text{ret}(f) = \text{reference} \quad \Gamma \vdash \text{name}(f). \text{contains}(\text{"as_ref"} || \text{"as_mut"})}{\Gamma \vdash f \Rightarrow RS \supseteq \{\text{Align, Allocated, InBound, Alias}\}}$$

Inference Rule 4. Designated Allocator

$$\frac{\Gamma \vdash f : \text{unsafe}, \quad \text{params}(f) \supseteq \{\text{raw ptr, Allocator}\}}{\Gamma \vdash f \Rightarrow RS \supseteq \{\text{Allocator}\}}$$

$$\frac{\Gamma \vdash f : \text{unsafe}, \quad \text{params}(f) \supseteq \{\text{raw ptr, Allocator}\} \quad \Gamma \vdash \text{name}(f). \text{contains}(\text{"_in"})}{\Gamma \vdash f \Rightarrow RS \supseteq \{\text{Allocator}\}}$$

Inference Rule 5. Unchecked

$$\frac{\Gamma \vdash f : \text{unsafe}, \quad \text{name}(f). \text{contains}(\text{"unchecked"}) \quad \Gamma \vdash f \in \text{integer module}}{\Gamma \vdash f \Rightarrow RS \supseteq \{\text{ValidNum}\}}$$

$$\frac{\Gamma \vdash f : \text{unsafe}, \quad \text{name}(f). \text{contains}(\text{"unchecked"}) \quad \Gamma \vdash f \in \text{str module}}{\Gamma \vdash f \Rightarrow RS \supseteq \{\text{ValidString}\}}$$

$$\frac{\Gamma \vdash f : \text{unsafe}, \quad \text{name}(f). \text{contains}(\text{"unchecked"}) \quad \Gamma \vdash f \in \text{slice module}}{\Gamma \vdash f \Rightarrow RS \supseteq \{\text{InBound}\}}$$

Inference Rule 6. Assume Init

$$\frac{\Gamma \vdash f : \text{unsafe}, \quad \text{name}(f). \text{contains}(\text{"assume_init"})}{\Gamma \vdash f \Rightarrow RS \supseteq \{\text{Init}\}}$$

- If an unsafe function takes a raw pointer as a parameter and returns an object, it is highly likely that the function converts the raw pointer into that object, with both pointing to the same memory region. Such APIs generally contain the term “from_raw” in their names and serve as unsafe constructors. There are over 60 such APIs in the standard library. For example, the API `Box::from_raw(raw: *mut T) -> Box<T>` returns an object derived from the raw pointer input. In such cases, the following safety tags should be enforced: Align, Allocated, InBound, Owning, and Alias.
- Similarly, if an unsafe function takes a raw pointer as a parameter and returns a reference, it is likely that the function converts the raw pointer into that reference. Such APIs often include the term “as_ref” or “as_mut” in their names, though this is not always the case. For example, the API `slice::from_raw_parts<'a, T>(data: *const T, len: usize) -> &'a [T]` returns a reference derived from the raw pointer input. The following safety tags should be enforced: Align, Allocated, InBound, and Alias.
- If a function takes both a raw pointer and an allocator as input, it is likely that the memory pointed to by the raw pointer must have been allocated using the given allocator. Such APIs often contain the term “_in” in their names, typically in combination with “from_raw” as “from_raw_in”, which also serves as an unsafe constructor with raw pointer inputs. For example, the API `Box::from_raw_in(raw: *mut T, alloc: A) -> Box<T, A>` exhibits this behavior. In such cases, we employ a variant of the Allocated tag, namely Allocator, which adds a constraint on the allocator used.

- There are about 200 unsafe APIs in the standard library that contain the word “unchecked” in their names. These APIs may produce invalid results depending on the module and the return type. For example, unchecked operations in integer modules can lead to arithmetic overflow and should be annotated with `ValidNum`; Unchecked operations in the `str` module may result in invalid UTF-8 and should be annotated with `ValidString`. Similarly, unchecked operations in the `slice` module bypass boundary checks and should be labeled with `InBound`.
- The term “assume_init” is frequently used in unsafe APIs to convert a value of type `MaybeUninit<T>` into `T` or to directly operate on potentially uninitialized data. Such APIs should be annotated with `Init`.

5.2.4 Safety Tag Analysis For Function Calls. According to the auditing rules II and III, all safety properties of unsafe callees must be either delegated or verified by the caller. We may apply a conservative approach and assume no the verified safety properties by the caller.

Inference Rule 7. Delegation Rule for Function calls

$$\frac{\forall f \in F. \Gamma \vdash f : \text{unsafe}, \quad f \Rightarrow RS_f \quad \Gamma \vdash f' \text{ invokes all functions in } F}{\Gamma \vdash f' \Rightarrow RS \supseteq \bigcup_{f \in F} RS_f}$$

However, this may introduce some false tags due to a conservative analysis approach. We identify several rules that help eliminate unnecessary safety tags.

Inference Rule 8. Unchecked-Option Elimination Rules for Function Calls

$$\frac{\Gamma \vdash f1 : \text{unsafe}, \quad \text{name}(f1).\text{contains}(\text{"unchecked"}), \quad f1 \Rightarrow RS_{uck} \quad \Gamma \vdash f2 \text{ invokes } f1, \quad \text{ret}(f2) = \text{Option}<T>}{\Gamma \vdash f2 \Rightarrow RS \setminus RS_{uck}}$$

Inference Rule 9. NonNull-!Null Elimination Rules for Function Calls

$$\frac{\Gamma \vdash f1 : \text{unsafe} \Rightarrow RS \supseteq \{\text{!Null}\} \quad \Gamma \vdash f2 \text{ invokes } f1, \quad \text{params}(f2) \supseteq \{\text{NonNull}<T>\}}{\Gamma \vdash f2 \Rightarrow RS \setminus \{\text{!Null}\}}$$

Both rules above filter out irrelevant safety tags based on the signature of the caller. The first rule states that if the unsafe callee is an unchecked function and the caller returns an `Option` type, then the safety tags introduced by the unchecked operation can likely be waived. The second rule states that if the unsafe callee is annotated with the `!Null` tag, this tag can often be eliminated if the caller accepts an argument of type `NonNull`. These rules are effective for the Rust standard library because functions in the library are typically small, which increases the likelihood that the callee’s inputs are directly derived from the caller’s inputs, and the caller’s outputs are directly based on the callee’s outputs.

5.2.5 Safety Tag Analysis Among Constructors. Since the safety property of an unsafe constructor may be related to other methods, inferring the safety tags of the constructor is not straightforward. However, we can leverage the auditing rule VI to examine potential soundness issues by comparing different constructors. In particular, we can first assume that the safety tags of all unsafe constructors should serve as the default safety tags for all constructors, and then apply elimination rules.

Inference Rule 10. Constructor Consistency Rule

$$\frac{\Gamma \vdash \text{Struct} :: c_i : \text{unsafe}, \quad c_i \Rightarrow RS_{c_i} \quad \Gamma \vdash \text{Struct} :: c_j \Rightarrow \{VS_{c_j}, RS_{c_j}\}}{RS_{c_j} \cup VS_{c_j} \supseteq RS_{c_i}}$$

Inference Rule 11. Literal Enum Constructor Elimination Rule

$$\frac{\Gamma \vdash \text{Enum} :: c_i : \text{unsafe}, \quad \text{name}(c_i).\text{contains}(\text{"unchecked"}), \quad c_i \Rightarrow RS_{c_i} \supseteq SP_{uck} \quad \Gamma \vdash c_l = \text{Enum}::\text{Literal}, \quad c_l \Rightarrow VS_{c_l}}{\Gamma \vdash c_l \Rightarrow VS_{c_l} \supseteq SP_{uck}}$$

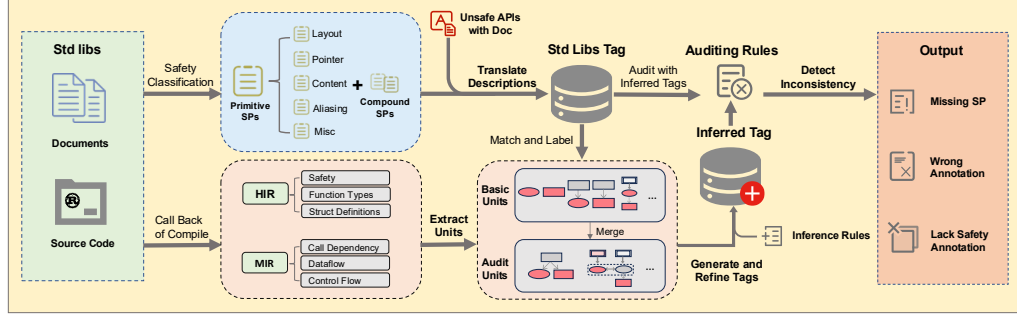


Fig. 2. Workflow of our auditing experiments.

Inference Rule 12. Raw Pointer Constructor Elimination Rule

$$\frac{\Gamma \vdash \text{Struct} :: c_i : \text{unsafe}, \quad \text{params}(c_i) \supseteq \{\text{raw ptr}\}, \quad c_i \Rightarrow RS_{c_i} \supseteq SP_{raw} \quad \Gamma \vdash c_j, \text{params}(c_j) \not\supseteq \{\text{raw ptr}\}}{\Gamma \vdash c_j \Rightarrow VS_{c_j} \supseteq SP_{raw}}$$

Rule 11 states that if a literal constructor belongs to an enumerated type, it cannot simply be considered as verifying nothing, because users can only construct an object using valid variants through the literal constructor. The enumerate type `ascii::Char` is an example with the literal constructor enabled. It also contains an unsafe constructor, `ascii::Char::digit_unchecked(d: u8) -> AsciiChar`, which requires `ValidNum`. It is impossible to create an invalid `Char` via the literal constructor. Rule 12 states that if a data structure has multiple constructors, and one of them is unsafe due to raw pointer input, other constructors that do not take raw pointers do not need to specify the safety properties introduced by those raw pointers. For example, `Box::from_raw(raw: *mut T) -> Box<T>` is unsafe, whereas `Box::new(x: T) -> Box<T>` is safe and does not inherit the raw pointer safety requirements.

6 EXPERIMENTS WITH THE RUST STANDARD LIBRARY

In this section, we present detailed data from our audit experiment on the Rust standard library. The library consists of three crates, `core` [30], `alloc` [29], and `std` [32]. `core` serves as the foundational crate. Both `alloc` and `std` rely on `core`, and `std` additionally depends on `alloc`. The target Rust version is nightly 1.84.0, released on 2025-01-07. Figure 2 illustrates the overall framework of our experiments, which consists of four key procedures:

- (1) Manually translate the safety descriptions of unsafe APIs from Rustdoc into safety tags.
- (2) Automatically extract audit units from the standard library's source code.
- (3) Generate a set of safety tags suggested for each audit unit based on the inference rules. This step uses the manually labeled tags of unsafe callees for inference.
- (4) Identify inconsistencies between the manual and generated tags, and perform a manual review based on the auditing rules.

Since Rust adopts modularized safety, our analysis is mainly restricted to publicly visible APIs. When modules are reused or re-exported, we count the involved APIs only once to avoid redundancy. We next present the characteristics of the Rust standard library identified by our approach, including safety tags and audit units, to demonstrate its applicability. We then describe the discrepancies found in the safety descriptions within Rustdoc.

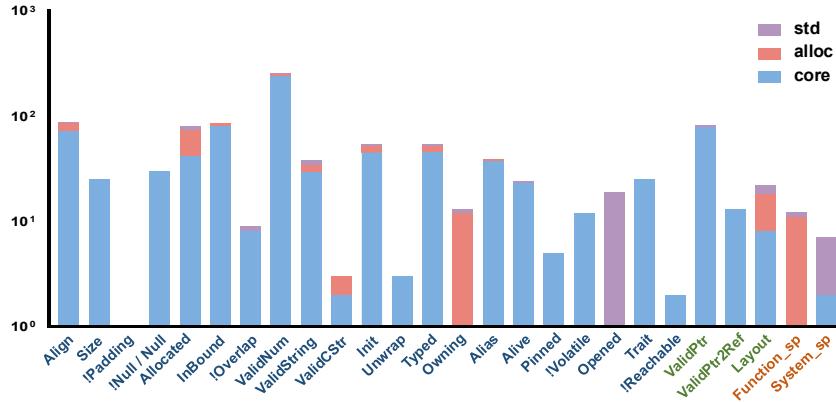


Fig. 3. Distribution of safety property tags in Rust standard library.

6.1 Safety Properties

Overall, we get 516 public unsafe APIs in the standard library, excluding intrinsic functions. In total, our safety tags can express the safety properties of 96.1% of the APIs. The remaining 3.9% involve undefined behaviors that are not at the language level, including system properties and function correctness. We do not consider intrinsic functions because most of them have no safety descriptions within Rustdoc. More details are provided in Section 6.3.1. The core, alloc, and std crates contain 414, 64, and 38 public unsafe APIs, respectively. We achieved annotation coverage rates of 98.3%, 82.8%, and 84.2%, assigning a total of 744, 105, and 44 safety tags to each crate, including both primitive and compound tags. The coverage of alloc, and std is relatively low because they contain a portion of unsafe APIs involving function correctness and system properties.

Figure 3 shows the detailed distribution of safety tag occurrences across the core, alloc, and std crates, plotted on a logarithmic scale. The result also includes the system properties and function correctness that are not supported well by our annotation language. From the result, we observe that the ValidNum tag significantly exceeds other safety properties. This dominance is not solely attributable to the prevalence of numerical operations in unsafe APIs, but also to its broad applicability in diverse numerical contexts. For instance, ValidNum is widely used to enforce constraints on integer ranges (e.g., from `isize::MIN` to `isize::MAX`), array indices, and memory offsets. Moreover, the distribution of safety tags varies across the three crates. In particular, the alloc crate relies more on the safety properties of Owning and function correctness. Most unsafe APIs with function correctness requirements are within the modules of collections, such as `btree_set::CursorMut::insert_after_unchecked()` and `btree_map::CursorMut::insert_after_unchecked()`. In contrast, the std crate is subject to more constraints from Opened and other system properties related to the runtime environment, especially the unsafe APIs in the env module.

6.2 Characteristics of Audit Units

We now discuss the structural characteristics of unsafe code usage in these crates. Following the methodology described in Section 4, we extracted the basic units and audit units, with the results summarized in Table 3. Overall, our analysis yielded 15270 basic units for core, 1905 for alloc, and 464 for std. When considering the number of unsafe APIs, the rate of basic unit generation is relatively high in alloc, followed by std, and then core. Figure 4 provides detailed

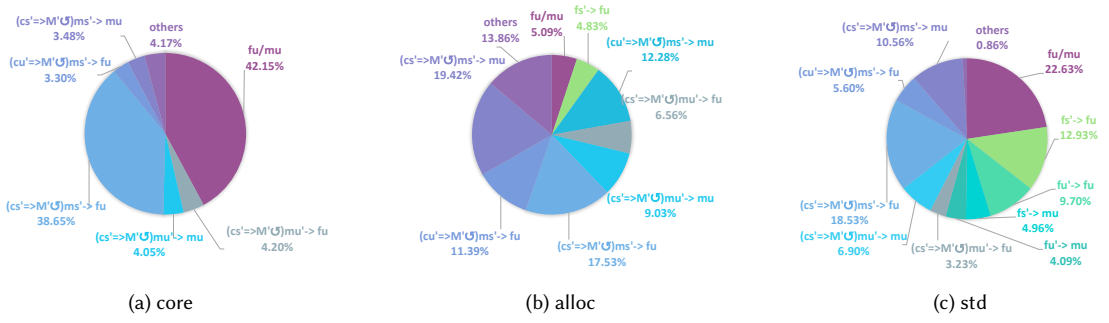


Fig. 4. Distribution of structural patterns in basic units for each crate of the Rust standard library.

Table 3. Statistics of unsafe APIs and the auditing information generated during our experiments.

Crate	Pub Unsafe APIs without Intrinsic		Pub Intrinsic Unsafe APIs	Private Unsafe APIs	Basic Units	Audit Units	Caller Type of Audit Unit		Compound Data Types			
	Number	Ann. Cov.					func (orig./dele./enca.)	method (orig./dele./enca.)	struct	enum	union	unsafe ctor
core	414	98.3%	242	6406	15500	7951	6494 / 159 / 262	172 / 237 / 627	174	4	1	33
alloc	64	82.8%	0	146	1905	468	34 / 57 / 87	63 / 56 / 171	60	0	0	16
std	38	84.2%	0	136	464	335	72 / 47 / 70	33 / 22 / 91	80	1	0	35
Total	516	96.1%	242	6688	17869	8754	6600 / 263 / 419	268 / 315 / 889	314	5	1	84

information regarding different types of basic units in these crates. Over three-quarters of the basic units in `alloc` are related to data structures, *i.e.*, they involve a method caller. This explains the high generation rate in `alloc`, as the number of basic units grows multiplicatively when a data structure has multiple constructors and several methods that internally use unsafe code. In comparison, the rate is about half in `alloc` and `std`. Furthermore, there are significant differences between `core` and `std`: 42.5% of basic units in `core` exhibit the structural patterns f_u or m_u , whereas in `std`, only 22.63% of basic units exhibit f_u or m_u . Additionally, over 30% of basic units in `std` involve a function caller rather than a method caller. After merging basic units, we obtained 7951, 468, and 335 audit units for `core`, `alloc`, and `std`, respectively. Both `alloc` and `core` exhibit substantial reductions from basic units to audit units, primarily achieved by merging different constructors of the same struct.

6.3 Bugs Found

When applying the inference rules to detect bugs, we adopt the following procedures:

- (1) Apply the bottom annotation rule to unsafe APIs. We identified 181 APIs missing safety descriptions, of which four have been fixed.
- (2) Apply inference rules based on function signatures and names. We detected 10 missing safety tags in 6 APIs, all of which have been resolved.
- (3) Apply inference rules for function calls. We detected 27 missing or false safety tags in 14 APIs, all of which have been fixed.
- (4) Apply inference rules for constructors. We detected one data structure with soundness issues.

Overall, we have fixed the safety descriptions of 23 APIs, involving 49 safety tags. Table 4 lists all these APIs along with the detailed information.

Table 4. Fixed safety issues in the rust standard library. Allocator is a variant of Allocated with allocator parameter specified; ZST is a zero-sized variant of Sized.

Type / Namespace	Function Signature	Fixed Tags	Bug Type	Audit Rule	Inference Rule
Arc<T>	from_raw(ptr: 'const T) -> Self	Allocator	Missing	III	7
Arc<T>	increment_strong_count(ptr: 'const T)	Allocator & ValidNum & Aligned	Missing	III	7
Arc<T>	decrement_strong_count(ptr: 'const T)	Allocator & ValidNum & Aligned	Missing	III	7
Arc<T, A>	increment_strong_count_in(ptr: 'const T, alloc: A)	ValidNum & Aligned	Missing	III	7
Arc<T, A>	decrement_strong_count_in(ptr: 'const T, alloc: A)	ValidNum & Aligned	Missing	III	7
Box<T>	from_raw(raw: 'mut T) -> Self	Allocator	Missing	III	7
		Alias	Missing	III	2
Box<T>	from_non_null(ptr: NonNull) -> Self	Allocator	Missing	III	7
		Alias	Missing	III	2
Box<T, A>	from_raw_in(raw: 'mut T, alloc: A) -> Self	Allocator	Missing	VI	4
		Alias	Missing		2
Box<T, A>	from_non_null_in(raw: NonNull, alloc: A) -> Self	Allocator	Missing	III	4
		Alias	Missing		2
Weak<T>	from_raw(ptr: 'const T) -> Self	Allocator	Missing	III	7
CString	from_raw(ptr: 'mut c_char) -> CString	Alias & Owning & Allocated	Missing	III	2
std::str	from_boxed_utf8_unchecked(v: Box) -> Box	ValidString	Missing	V, VI	5
Re<T>	increment_strong_count(ptr: 'const T)	ValidNum & Aligned	Missing	III	7
Re<T>	decrement_strong_count(ptr: 'const T)	ValidNum & Aligned	Missing	III	7
Re<T, A>	increment_strong_count_in(ptr: 'const T, alloc: A)	ValidNum & Aligned	Missing	III	7
Re<T, A>	decrement_strong_count_in(ptr: 'const T, alloc: A)	ValidNum & Aligned	Missing	III	7
std::ptr	read_unaligned(src: 'const T) -> T	!Null ZST	False	III	7
std::ptr	write_unaligned(src: 'const T) -> T	!Null ZST	False	III	7
intrinsic	typed_swap_nonoverlapping<T>(x: 'mut T, y: 'mut T) -> T	Typed & ValidPtr & Aligned	Missing	I	1
intrinsic	volatile_copy_nonoverlapping_memory<T>(dst: 'mut T, src: 'const T, count: usize)	!Volatile & ValidPtr & Align !Overlap & Alias & Trait	Missing	I	1
intrinsic	volatile_set_memory<T>(x: 'mut T, y: 'mut T)	!Volatile & ValidPtr Typed & Align	Missing	I	1
str	from_utf8_unchecked_mut(v: &mut [u8]) -> &mut str	ValidString	Missing	I	1
std::str	from_utf8_unchecked_mut(v: &mut [u8]) -> &mut str	ValidString	Missing	I	1

6.3.1 Safety Description Missing. There are 181 public unsafe APIs without safety descriptions in total, of which 177 are located in the `core::intrinsic` module. These intrinsic APIs are generally annotated with `#[rustc_intrinsic_must_be_overridden]`, indicating that their implementations are not provided within the core crate and are thus declared as unsafe. Although we have reported such issues, they cannot be easily addressed at this stage due to a lack of consensus on how to document their safety requirements, or even whether such documentation is necessary, since these intrinsic APIs are not intended for general developer use. We have finally successfully fixed the safety description for three intrinsic APIs. In addition, we fixed two unsafe APIs named `str::from_utf8_unchecked_mut`, one is a static function, and the other is a method. The remaining two unsafe APIs without safety descriptions, `arg` and `with_copy`, belong to the module `ffi::va_list`. They are experimental methods under an active RFC [34] for supporting variadic functions in Rust.

6.3.2 Issues Detected via Signature-based Inference Rules. Our inference rules flagged 10 defects in safety annotations. Seven of these were detected using Rule 2 or Rule 3, which requires an `Alias` tag when a raw pointer input is converted into an owned object or a reference. For instance, the API `CString::from_raw(ptr: *mut i8) -> CString` constructs a `CString` based on a raw pointer to a C-style string. However, the safety requirement related to alias was not provided in Rustdoc. This annotation is necessary because if the raw pointer is later used to access the data while the returned `CString` object is still alive, it violates the non-exclusive mutability principle. Although no compile-time warnings are

Listing (2) An issue detected via signature-based inference rules. Fixed in PR #135009.

```
# Safety
/// This function is unsafe because improper use may lead to
/// memory problems. For example, a double-free may occur if the
/// function is called twice on the same raw pointer.
+ /// The raw pointer must point to a block of memory allocated
+ /// by alloc.
pub const unsafe fn from_raw_in(raw: *mut T, alloc: A) -> Box<T, A> {
    Box(unsafe { Unique::new_unchecked(raw) }, alloc)
}
```

Listing (3) An issue detected via the delegation rule for function calls. Fixed in PR #135009.

```
# Safety
/// This function is unsafe because improper use may lead to
/// memory problems. For example, a double-free may occur if the
/// function is called twice on the same raw pointer.
+ /// The raw pointer must point to a block of memory allocated
+ /// by the global allocator.
pub unsafe fn from_raw(raw: *mut T) -> Box<T> {
    unsafe { Self::from_raw_in(raw, Global) }
}
```

issued, this undefined behavior can be detected by Rust’s official checker, Miri [27], as it violates the stacked borrows policy [14].

Two issues were detected via Rule 4, which requires the Allocator tag for APIs that take both a raw pointer and an allocator as input. The two affected APIs are `Box::from_raw_in(raw: *mut T, alloc: A) -> Box<T, A>` and `Box::from_non_null_in(ptr: *const T, alloc: A) -> Box<T, A>`. Both require a safety condition stating that the memory pointed to by the raw pointer must have been previously allocated by the given allocator. Listing 2 illustrates the issue in `Box::from_raw_in(raw: *mut T, alloc: A) -> Box<T, A>` along with the corresponding fix. This issue violates the constructor consistency auditing rule for structs (i.e., Audit Rule VI). For example, another constructor, `Box::new_in(x: T, alloc: A) -> Box<T, A>`, ensures the verified safety property of allocator consistency. Note that we do not confirm the issue through auditing rules for function calls. On the one hand, the unsafe callee, `Unique::new_unchecked()`, is a private function without safety descriptions. On the other hand, allocator consistency is a newly introduced safety property by the literal constructor, rather than by the unsafe callee. The remaining issue was detected via Rule 5, which applies to the API `str::from_boxed_utf8_unchecked(v: Box<[u8]>) -> Box<str>`. This API lacks a safety description specifying that the input byte slice must contain valid UTF-8 data.

6.3.3 Issues Detected via The Inference Rules for Function Calls. Our auditing approach identified 22 instances of insufficient safety property delegation in function calls. According to Rule 7, the safety properties of an unsafe callee should be delegated by its caller. Although the delegated safety properties are unnecessary in many cases, the rule still serves as a useful heuristic, and we may rely on other elimination rules and manual reviews to filter out false positives. All the detected issues appear in four widely used structs: `Box`, `Rc`, `Arc` and `Weak`. Listing 3 demonstrates a sample bug in `Box::from_raw(raw: *mut T) -> Box<T>`, which lacks the required Allocator safety property. From the source code, it is evident that the function internally hardcodes the `Global` allocator as the input to `Box::from_raw_in(raw: *mut T, alloc: A) -> Box<T, A>`, which implies a requirement for allocator consistency.

In addition to missing safety properties, we also identified two false annotations related to pointer validity. Specifically, two unsafe APIs that read or write memory based on raw pointer input unnecessarily require the `!Null` tag, even for pointers to zero-sized types. This requirement contradicts the latest specification for pointer validity in Rustdoc. To fix this issue, the pointer should either be non-null or point to a value of a zero-sized type.

6.3.4 Issues Detected via Inference Rules for Constructors. Overall, there are 320 data structures, including 147 public ones and 173 private ones. Since Rust adopts modularized safety, we only need to consider the public data structures. Among them, 42 public data structures have unsafe constructors, and 15 of these allow literal constructors. By applying inference rules 10 and 11, we identified that the struct `Pin<T>` exhibits a soundness issue related to allowing a literal

constructor. In particular, the data structure has an unsafe constructor, `new_unchecked(pointer: Ptr) -> Pin<Ptr>`, which accepts a pointer to some data of a type that may or may not implement the `Unpin` trait (a marker trait indicating that the data can be safely moved). The constructor requires callers to uphold the associated safety property, *i.e.*, either the pointed object implementing `Unpin` or ensuring the pinned object is not moved afterward. However, the data structure contains only a single pointer field, which is public, thereby enabling the use of a literal constructor. As a result, it is possible to bypass the intended safety requirements through the literal constructor.

We have reported the issue to the Rust community but it cannot be fixed easily at the current stage. The literal constructor remains enabled because it is required by the macro constructor `pin!`. Currently, two countermeasures have already been employed to mitigate misuse of the literal constructor. First, the pointer field is marked with `#[doc(hidden)]` to hide it from `Rustdoc` and discourage direct access, although it remains publicly accessible if developers deliberately access it. Second, developers must enable the `unsafe_pin_internals` feature to use the literal constructor directly. However, these restrictions can still be bypassed through the macro constructor `pin!`. The issue also highlights the urgent need to establish a well-documented policy for ensuring API soundness. As the ecosystem continues to grow, relying on ad hoc safety handling techniques may increase the risk of subtle, hard-to-detect vulnerabilities.

7 RELATED WORK

This paper addresses the problem of annotating and auditing unsafe code. To the best of our knowledge, this is the first systematic effort in this direction. In this section, we review the current progress made by the official Rust community related to this problem, as well as other research efforts concerning unsafe Rust.

7.1 Unsafe Code Handling in Official Rust

Although the Rust compiler does not perform safety analysis for unsafe code, the official Rust community provides support for detecting undefined behavior through dynamic analysis tools, including `Miri` [27] and the `ub_checks` module [36] within the core library. `Miri` is an interpreter that detects undefined behavior along the current program execution path. It supports several classes of undefined behaviors, such as out-of-bounds memory access, use-after-free, uninitialized data, and memory alignment violations. `Miri` is complete but unsound due to the nature of dynamic analysis. The `ub_checks` module provides assertion macros for checking whether the preconditions of an unsafe API are satisfied. However, it is only used in a small subset of the standard library APIs, and its checks are enabled only in debug mode.

Due to the importance of ensuring the soundness of the Rust standard library, the Rust Foundation has recently launched the `verify-rust-std` challenge [37]. As of the paper submission, the challenge includes 18 tasks, and it continues to grow. These tasks cover a subset of unsafe APIs. The default verifier is `Kani` [39], but other self-recommended verifiers are also acceptable, *e.g.*, `VeriFast` [13] and `ESBMC` [10]. These verification tools are model checkers, and all require manual contract definitions. For example, the contract definition language of `Kani` is also Rust, extended with two additional keywords, `requires` and `ensures`, for specifying preconditions and postconditions, respectively. Compared to writing contracts directly in Rust, which is Turing-complete, our DSL-based approach is much easier to write and read.

7.2 Other Efforts Related to Unsafe Rust

There is already a body of research related to unsafe code, including empirical studies on the usage of unsafe code [2, 9], the characteristics of bugs caused by unsafe code [19, 24, 40], static program analysis techniques for bug detection [3, 7, 20], and formal verification [11, 15, 18, 21], etc. These papers are not directly related to the problem addressed in this work. Prior to this study, Cui *et al.* [8] investigated the safety properties employed in the Rust standard library and categorized them. However, this work still relies on textual and ad hoc safety property descriptions. In short, our work is the first to propose a DSL for describing language-level undefined behaviors, together with an audit framework tailored to Rust’s complex type system.

8 CONCLUSION

This work addresses the problem of auditing unsafe Rust code, a critical task given that safety is a core characteristic of the language. We propose a domain-specific language to annotate the safety properties of unsafe APIs. Unlike existing contract specification languages which are Turing-complete, our approach is easier to use with safety tags and parameters. Besides, it concerns the hazardous status of calling unsafe APIs rather than postconditions. This design leverages the characteristics of safety descriptions in the current Rustdoc, ensuring compatibility with them. Experimental results showed that our approach is applicable to all categories of language-level undefined behaviors, covering 96.1% of the unsafe APIs in the standard library. Furthermore, to tackle the challenge of assigning responsibility for handling unsafe code, we introduce a novel approach that partitions a crate into multiple audit units, each associated with a corresponding audit formula. This approach is grounded in a new unsafety propagation graph, which tracks the flow of unsafety across code components. Finally, we applied our approach to the Rust standard library and fixed the safety property issues for 23 APIs. Given the absence of a standardized guideline or best practice for declaring and annotating unsafe code, we believe our approach can offer valuable guidance and serve as a foundation for improving safety documentation within the Rust community in the future.

REFERENCES

- [1] Vytautas Astrauskas, Aurel Bilý, Jonáš Fiala, Zachary Grannan, Christoph Matheja, Peter Müller, Federico Poli, and Alexander J Summers. 2022. The prusti project: Formal verification for Rust. In *NASA Formal Methods Symposium*. Springer, 88–108.
- [2] Vytautas Astrauskas, Christoph Matheja, Federico Poli, Peter Müller, and Alexander J Summers. 2020. How do programmers use unsafe Rust? *Proceedings of the ACM on Programming Languages* 4, OOPSLA (2020), 1–27.
- [3] Yechan Bae, Youngsuk Kim, Ammar Askar, Jungwon Lim, and Taesoo Kim. 2021. Rudra: Finding memory safety bugs in Rust at the ecosystem scale. In *Proceedings of the ACM SIGOPS 28th Symposium on Operating Systems Principles*. 84–99.
- [4] Rust Book. 2025. Unsafe Rust. <https://doc.rust-lang.org/book/ch20-01-unsafe-rust.html> [Accessed: 2025-04-28].
- [5] Marco Campion, Mila Dalla Preda, and Roberto Giacobazzi. 2022. Partial (in) completeness in abstract interpretation: Limiting the imprecision in program analysis. *Proceedings of the ACM on Programming Languages* 6, POPL (2022), 1–31.
- [6] Edmund M Clarke, William Klieber, Miloš Nováček, and Paolo Zuliani. 2011. Model checking and the state explosion problem. In *LASER Summer School on Software Engineering*. Springer, 1–30.
- [7] Mohan Cui, Chengjun Chen, Hui Xu, and Yangfan Zhou. 2023. SafeDrop: Detecting memory deallocation bugs of rust programs via static data-flow analysis. *ACM Transactions on Software Engineering and Methodology* 32, 4 (2023), 1–21.
- [8] Mohan Cui, Shuran Sun, Hui Xu, and Yangfan Zhou. 2024. Is unsafe an Achilles’ Heel? A comprehensive study of safety requirements in unsafe Rust programming. In *Proceedings of the IEEE/ACM 46th International Conference on Software Engineering*. 1–13.
- [9] Ana Nora Evans, Bradford Campbell, and Mary Lou Soffa. 2020. Is Rust used safely by software developers?. In *Proceedings of the ACM/IEEE 42nd International Conference on Software Engineering*. 246–257.
- [10] Mikhail R Gadelha, Felipe R Monteiro, Jeremy Morse, Lucas C Cordeiro, Bernd Fischer, and Denis A Nicole. 2018. ESBMC 5.0: An industrial-strength C model checker. In *Proceedings of the 33rd ACM/IEEE International Conference on Automated Software Engineering*. 888–891.
- [11] Lennard Gäher, Michael Sammler, Ralf Jung, Robbert Krebbers, and Derek Dreyer. 2024. RefinedRust: A type system for high-assurance verification of Rust programs. *Proceedings of the ACM on Programming Languages* 8, PLDI (2024), 1115–1139.

- [12] Michael Hind. 2001. Pointer analysis: Haven't we solved this problem yet?. In *Proceedings of the 2001 ACM SIGPLAN-SIGSOFT workshop on Program analysis for software tools and engineering*. 54–61.
- [13] Bart Jacobs, Jan Smans, Pieter Philippaerts, Frédéric Vogels, Willem Penninckx, and Frank Piessens. 2011. VeriFast: A powerful, sound, predictable, fast verifier for C and Java. In *NASA Formal Methods Symposium*. Springer, 41–55.
- [14] Ralf Jung, Hoang-Hai Dang, Jeehoon Kang, and Derek Dreyer. 2019. Stacked borrows: an aliasing model for Rust. *Proceedings of the ACM on Programming Languages* 4, POPL (2019), 1–32.
- [15] Ralf Jung, Jacques-Henri Jourdan, Robbert Krebbers, and Derek Dreyer. 2017. RustBelt: Securing the foundations of the Rust programming language. *Proceedings of the ACM on Programming Languages* 2, POPL (2017), 1–34.
- [16] Andrea Lattuada, Travis Hance, Jay Bosamiya, Matthias Brun, Chanhee Cho, Hayley LeBlanc, Pranav Srinivasan, Reto Achermann, Tej Chajed, Chris Hawblitzel, et al. 2024. Verus: A practical foundation for systems verification. In *Proceedings of the ACM SIGOPS 30th Symposium on Operating Systems Principles*. 438–454.
- [17] Andrea Lattuada, Travis Hance, Chanhee Cho, Matthias Brun, Isitha Subasinghe, Yi Zhou, Jon Howell, Bryan Parno, and Chris Hawblitzel. 2023. Verus: Verifying Rust programs using linear ghost types. *Proceedings of the ACM on Programming Languages* 7, OOPSLA1 (2023), 286–315.
- [18] Nico Lehmann, Adam T Geller, Niki Vazou, and Ranjit Jhala. 2023. Flux: Liquid types for rust. *Proceedings of the ACM on Programming Languages* 7, PLDI (2023), 1533–1557.
- [19] Hongyu Li, Liwei Guo, Yexuan Yang, Shangguang Wang, and Mengwei Xu. 2024. An empirical study of Rust-for-Linux: The success, dissatisfaction, and compromise. In *2024 USENIX Annual Technical Conference*. 425–443.
- [20] Zhuohua Li, Jincheng Wang, Mingshen Sun, and John CS Lui. 2021. MirChecker: detecting bugs in Rust programs via static analysis. In *Proceedings of The 2021 ACM SIGSAC Conference on Computer and Communications Security*. 2183–2196.
- [21] Yusuke Matsushita, Xavier Denis, Jacques-Henri Jourdan, and Derek Dreyer. 2022. RustHornBelt: a semantic foundation for functional verification of Rust programs with unsafe code. In *Proceedings of the 43rd ACM SIGPLAN International Conference on Programming Language Design and Implementation*. 841–856.
- [22] Yuke Peng, Hongliang Tian, Jinyi Xian, Shuai Zhou, Shoumeng Yan, and Yinqian Zhang. 2024. Framekernel: A safe and efficient kernel architecture via Rust-based intra-kernel privilege separation. In *Proceedings of the 15th ACM SIGOPS Asia-Pacific Workshop on Systems*. 31–37.
- [23] Boqin Qin, Yilun Chen, Haopeng Liu, Hua Zhang, Qiaoyan Wen, Linhai Song, and Yiyang Zhang. 2024. Understanding and detecting real-world safety issues in Rust. *IEEE Transactions on Software Engineering* (2024).
- [24] Boqin Qin, Yilun Chen, Zeming Yu, Linhai Song, and Yiyang Zhang. 2020. Understanding memory and thread safety practices and issues in real-world Rust programs. In *Proceedings of the 41st ACM SIGPLAN Conference on Programming Language Design and Implementation*. 763–779.
- [25] Ayushi Sharma, Shashank Sharma, Sai Ritvik Tanksalkar, Santiago Torres-Arias, and Aravind Machiry. 2024. Rust for Embedded Systems: Current State and Open Problems. In *Proceedings of the 2024 ACM SIGSAC Conference on Computer and Communications Security*. 2296–2310.
- [26] The Rust Team. 2025. Instrument the Rust standard library with safety contracts. <https://rust-lang.github.io/rust-project-goals/2025h1/std-contracts.html> [Accessed: 2025-04-10].
- [27] The Rust Team. 2025. Miri. <https://github.com/rust-lang/miri> [Accessed: 2025-04-10].
- [28] The Rust Team. 2025. Module ptr. <https://doc.rust-lang.org/nightly/std/ptr/index.html> [Accessed: 2025-02-01].
- [29] The Rust Team. 2025. The Rust core allocation and collections library. <https://doc.rust-lang.org/nightly/alloc/index.html> [Accessed: 2025-04-28].
- [30] The Rust Team. 2025. The Rust core library. <https://doc.rust-lang.org/nightly/core/index.html> [Accessed: 2025-04-28].
- [31] The Rust Team. 2025. The Rust reference: visibility and privacy. <https://doc.rust-lang.org/reference/visibility-and-privacy.html> [Accessed: 2025-04-28].
- [32] The Rust Team. 2025. The Rust standard library. <https://doc.rust-lang.org/nightly/std/index.html> [Accessed: 2025-04-28].
- [33] The Rust Team. 2025. std::slice::from_raw_parts. https://doc.rust-lang.org/nightly/std/slice/fn.from_raw_parts.html [Accessed: 2025-04-28].
- [34] The Rust Team. 2025. Support defining C-compatible variadic functions in Rust. <https://github.com/rust-lang/rfcs/pull/2137> [Accessed: 2025-04-28].
- [35] The Rust Team. 2025. Type layout. <https://doc.rust-lang.org/reference/type-layout.html> [Accessed: 2025-02-01].
- [36] The Rust Team. 2025. ub_checks module. https://github.com/rust-lang/rust/blob/master/library/core/src/ub_checks.rs [Accessed: 2025-04-10].
- [37] The Rust Team. 2025. The verify Rust standard library effort. <https://model-checking.github.io/verify-rust-std/intro.html> [Accessed: 2025-04-10].
- [38] The Rust Team. 2025. Working with unsafe. <https://doc.rust-lang.org/nomicon/working-with-unsafe.html> [Accessed: 2025-04-28].
- [39] Alexa VanHattum, Daniel Schwartz-Narbonne, Nathan Chong, and Adrian Sampson. 2022. Verifying dynamic trait objects in Rust. In *Proceedings of the 44th International Conference on Software Engineering: Software Engineering in Practice*. 321–330.
- [40] Hui Xu, Zhuangbin Chen, Mingshen Sun, Yangfan Zhou, and Michael R Lyu. 2021. Memory-safety challenge considered solved? An in-depth study with all Rust CVEs. *ACM Transactions on Software Engineering and Methodology (TOSEM)* 31, 1 (2021), 1–25.