

LLM-Driven Usefulness Judgment for Web Search Evaluation

Mouly Dewan¹, Jiquan Liu^{2*}, Aditya Gautam^{3*}, Chirag Shah¹

¹University of Washington

²The University of Oklahoma

³Meta

{mdewan, chirags}@uw.edu, jiquanliu@ou.edu, agautam7041@gmail.com

Abstract

Evaluation is fundamental in optimizing search experiences and supporting diverse user intents in Information Retrieval (IR). Traditional search evaluation methods primarily rely on relevance labels, which assess how well retrieved documents match a user’s query. However, relevance alone fails to capture a search system’s effectiveness in helping users achieve their search goals, making usefulness a critical evaluation criterion. In this paper, we explore an alternative approach: LLM-generated usefulness labels, which incorporate both implicit and explicit user behavior signals to evaluate document usefulness. We propose Task-aware Rubric-based Usefulness Evaluation (TRUE), a rubric-driven evaluation method that employs iterative sampling and reasoning to model complex search behavior patterns. Our findings show that: (i) LLMs can generate moderate usefulness labels by leveraging comprehensive search session history incorporating personalization and contextual understanding. (ii) Fine-tuned LLMs improve usefulness judgments when provided with structured search session contexts. Additionally, we examine whether LLMs can distinguish between relevance and usefulness, particularly in cases where this divergence impacts search success. We also conduct an ablation study to identify key metrics for accurate usefulness label generation, optimizing for token efficiency and cost-effectiveness in real-world applications. This study advances LLM-based usefulness evaluation by refining key user metrics, exploring LLM-generated label reliability, and ensuring feasibility for large-scale search systems.

1 Introduction

In IR evaluation scenarios, assessing relevance alone is not enough as it often fails to capture the extent to which a document is *useful* for an underlying task. While many scholars have argued that relevance alone is insufficient for evaluating search systems (Cole et al., 2009; Liu, 2022), mainstream IR has seemingly prioritized and focused on the objective assessment of relevance. The traditional Cranfield evaluation paradigms (Cormack et al., 1998) assess document relevance based on individual search results, using relevance as the primary criterion. However, this approach fails to capture the broader search task goal (Belkin et al., 2008) and is not well-suited for interactive information retrieval (IIR). One of the main reasons for using relevance assessment as a proxy for other evaluation constructs is that it has shown to strongly correlate with several user-centered metrics like usefulness and satisfaction (Mao et al., 2016). However, usefulness is deeply context-dependent which carries richer contextual information than relevance but is also more challenging to capture in real time. Therefore, incorporating usefulness as an evaluation metric provides a more holistic assessment, capturing not only document relevance but also the user’s search intent and satisfaction throughout the search session (Mitsui et al., 2017; Liu et al., 2020).

*These authors contributed equally to this work and are considered joint second authors. The order is listed randomly to reflect their equal contributions.

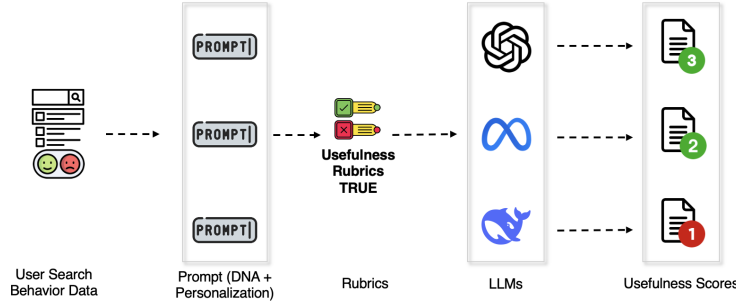


Figure 1: Usefulness label generation with LLMs.

Traditional evaluation in information retrieval (IR) has relied on human assessors and crowd workers, which is time-consuming and costly (Thomas et al., 2024). To address these challenges, researchers have been exploring automated evaluation techniques with large language models (LLMs). LLMs for automated evaluation (LLM4eval) (Rahmani et al., 2024a) have gained traction in the research community because of their flexibility and increasing task-solving capabilities. Most LLM-enabled IR evaluation efforts have focused on TREC-style document relevance (Rahmani et al., 2024b), while user-centric usefulness metrics remain underexplored. Therefore, this paper seeks to evaluate LLM-generated usefulness labels that employ search session, task, query and document-level user metrics, aiming to better capture how users perceive the quality of search systems. We explore these labels by incorporating both implicit and explicit user search behavior signals. Implicit signals include Clicks, Hover, Click-Through Rate (CTR), Query Dwell Time, and Session Dwell Time are used to assess engagement, while explicit feedback includes user satisfaction. Additionally, we incorporate document-level features like relevance, title and summary from the search engine results page (SERP), ranking position, associated queries, and query position. These signals are synthesized through iterative prompting via In-context Learning (ICL) (Dong et al., 2022) to generate moderate usefulness labels. We introduce *TRUE* (*Task-aware Rubric-based Usefulness Evaluation*), a rubric-based method that generalizes and reasons over these features to assign usefulness labels. Rather than inputting all signals and features directly into the prompt, we design a rubric-based prompt that classifies documents according to their appropriate usefulness label (in Figure 1). We also investigate whether LLMs can capture and generalize the relationship between relevance and usefulness. Identifying cases where a document may be relevant to the query but not useful to the user, or irrelevant yet highly useful can help improve IR systems, especially for complex, open-ended tasks.

The **motivation** behind this study is to evaluate whether LLMs can assess usefulness beyond traditional relevance-based evaluation, addressing key limitations in current IR methods. The **novelty** lies in introducing *TRUE* (*Task-aware Rubric-based Usefulness Evaluation*), a rubric-driven method that integrates implicit and explicit user signals to classify documents by usefulness. It also highlights the distinction between relevance and usefulness, offering a user-centered evaluation approach. The main **contributions** of our work include:

- **TRUE**, a rubric-based framework that uses implicit and explicit user behavior to predict usefulness labels. This method enhances LLM-driven evaluation by integrating iterative reasoning beyond traditional relevance assessment.
- We systematically analyze whether LLMs can navigate the exceptional cases between document **relevance** and **usefulness** and can capture the divergent cases.
- We identify the most effective implicit and explicit user signals through an **ablation study** that improve LLM accuracy in usefulness judgment.
- We examine the impact of **finetuning** LLMs on task-specific datasets to improve generalization. Finetuning boosts LLM performance in capturing nuanced usefulness signals across different domains by ensuring robustness and adaptability.

2 Related Work

Evaluation of search systems has been a core to IR research, with the goal of supporting and understanding users’ information needs. Traditional evaluation campaigns like TREC, NTCIR, CLEF, and FIRE (Carmel & Yom-Tov, 2010; Hauff, 2010; Jaech & Ostendorf, 2018; Maddalena et al., 2016) follow the Cranfield paradigm (Cormack et al., 1998), focusing on document-level relevance judgments. However, these methods primarily assess individual results and often overlook the broader context of search tasks (Belkin et al., 2008).

Relevance and usefulness judgments are traditionally obtained through human annotation, as seen in the deep learning tracks of TREC (Voorhees & Harman, 2000). Alternatively, relevance can be inferred from user behavior logs (Joachims et al., 2017), or synthesized using LLM-based methods (Bonifacio et al., 2022; Dai et al., 2022). Online user metrics such as CTR, UCTR (Chuklin et al., 2013), PLC (Chapelle et al., 2009), and dwell time (Jiang et al., 2015) further capture implicit feedback, providing valuable signals for understanding user engagement. While relevance has been the dominant evaluation metric, many researchers argue it falls short in capturing true system effectiveness in interactive IR. Cole et al. (2009) and others (Mao et al., 2016; Yilmaz et al., 2014; Zhang et al., 2020) emphasized the importance of usefulness that represented how well documents help users achieve their task goals. Studies show that relevance and usefulness may diverge, especially when users exert significant effort to extract value from content (Yilmaz et al., 2014). Usefulness being more user-centric, often requires richer behavioral data and context to measure accurately. The concept of replacing relevance-based measures with usefulness-based measures in system evaluation has also been advocated by Belkin et al. (2009) and Cole et al. (2009). Automated labeling of usefulness remains challenging, especially as users often reformulate queries and adapt their search strategies. Our exploration of LLM-driven usefulness judgment aims to address this by incorporating both implicit behavior signals and task context.

LLMs in IR Evaluation research has solely focused on automating relevancy labels, the user-centric usefulness metrics have not been explored yet. Faggioli et al. (2023) were among the earliest whose exploration began to use LLMs to provide relevance judgment. This paper offers insights into human-LLM collaboration with direct LLM prompting strategies. Another prominent work in automated LLM evaluation was done by Thomas et al. (2024) that asserted LLMs can accurately predict searcher’s preferences and they perform relevance labeling as accurate as human labeler. LLMs have also been used to fill relevance judgment gap (Abbasiantaeb et al., 2024) as well and to some extent study has been done if LLMs perform well at utility judgment using retrieval augmented generation (RAG) (Zhang et al., 2024; Salemi & Zamani, 2024). To address the limitations of the work of Thomas et al. (2024), Upadhyay et al. (2024a) conducted large scale relevance assessment on DL TREC tracks using a relevance assessor tool called UMBRELLA (Upadhyay et al., 2024b) that uses LLM to generate relevance labels in academic TREC-style evaluation. Most LLM-automated IR evaluations have focused solely on relevance labeling, but relevance alone is insufficient, as usefulness directly reflects user goal achievement (Belkin et al., 2008; Cole et al., 2009). Therefore in our work, we explore the unexplored, focusing on usefulness as the key metric for evaluating web search along with relevance. To achieve this, we generate usefulness labels using LLMs, incorporating implicit user search behavior signals like CTR and dwell time (Chuklin et al., 2013; Chapelle et al., 2009; Jiang et al., 2015). We investigate whether LLMs can capture the contextual relation between a user’s search session for tasks. Finally, we include relevance and user satisfaction to better model how users perceive search quality.

3 Methodology

As shown in Figure 1, the proposed methodology follows these four steps: (i) Aggregate online and offline user behavior metrics across different users and tasks to capture search interactions. (ii) Transform collected user signals and document features into structured prompts for LLMs. (iii) Apply our proposed rubric evaluation method *TRUE* within the prompts to assess document usefulness. (iv) Execute the rubric-based prompts across multiple LLMs to generate usefulness scores for retrieved documents. Details of the methods are described below:

Dataset	#Tasks	#Participants	#Sessions	#Queries	#Clicks	#Data Points
THUIR-KDD'19	9	50	447	735	1,431	3,041
QRef	—	42	2,024	4,809	7,126	7,380

Table 1: Statistics of user behavior logs

3.1 Search Behavior Dataset

Our primary objective is to evaluate the ability of LLMs to generate usefulness labels when provided with online and offline (Chen et al., 2017) search behavior signals along with document-level information. In real-world scenarios, when evaluation is conducted by crowd-sourced workers, they perform individual search sessions for each task and assign usefulness labels for specific query and task within the context of the entire search session. Our experiment follows the same methodology, where LLMs are given key individual and session-level information to generate usefulness labels for each task and all clicked documents. For this reason, we gather two user search behavior datasets named THUIR KDD'19 (Mao et al., 2016) and TianGong-QRef (Chen et al., 2021), with dataset behavioral log statistics shown in Table 1. Both datasets include explicit feedback such as query satisfaction, session satisfaction, and human-annotated usefulness labels, while only THUIR-KDD'19 provides relevance labels from external assessors. The datasets capture raw user search interactions (CLICK, SCROLL, HOVER, MOVE) with session timestamps from which we calculate online metrics like CTR, URL dwell time, query dwell time, and task dwell time per user. From the statistics, we see that THUIR-KDD'19 contains longer search sessions with 9 tasks, whereas QRef features shorter, task-free sessions. The variety in these datasets provides a diverse foundation for our study, allowing us to explore real-world user-centric search behaviors across both structured task-driven sessions and more open-ended search interactions. We provide further details and definitions of user measures in Appendix A.1.

3.1.1 Baseline Data

After curating all the additional metrics, we create our dataset by treating each data point as an individual batch regardless of sessions and call them **baseline data**. We adopt a point-wise approach, establishing a baseline for our experiments, which we further enhance through rubric-based reasoning and domain specific finetuning techniques to improve performance. For THUIR-KDD'19 dataset we have around 3,046 data points and for QRef dataset we get around 7,380 data points.

3.1.2 Personalized Session Data

All corresponding queries, along with the metrics for each clicked document within a user's task, are grouped into a single batch, which we refer to as **session data**. The reason for aggregating all these information together is that in practical scenario, the overall session history matters when labeling usefulness for each clicked documents. For a user to successfully complete a task, users typically either find the required information from the first query and the corresponding clicked documents, or they need to reformulate their query to refine the search results and then locate the desired information. For this reason, to preserve the contextual personalized information of a search session for a task, we formulate one batch as one task session for one user and provide it to the LLMs as a part of session data. Formulating each search session for each user in Table 1, we get around 447 sessions from THUIR-KDD'19 dataset and 2,024 sessions from QRef dataset.

3.2 Prompt Techniques

Even though LLMs have shown strong performance in task-solving, language understanding, and contextual reasoning, their output remains highly sensitive to prompting techniques (Liu et al., 2023). Inconsistencies often arise based on prompt structure and evaluation metrics. To address this, we adopt the zero-shot DNA prompting technique (Thomas et al., 2024), which includes three key sections: descriptive, narrative, and aspects. The descriptive

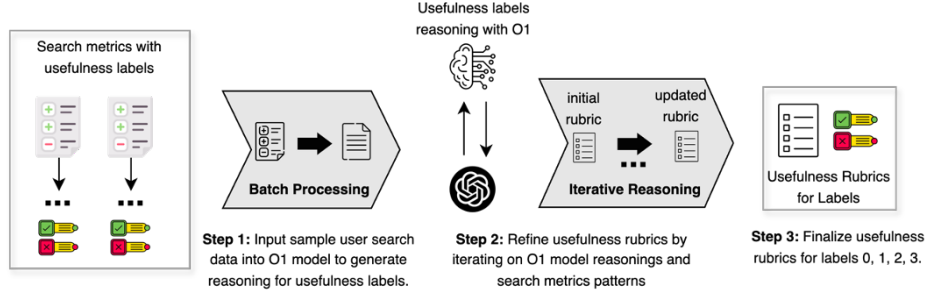


Figure 2: TRUE formulation.

and narrative sections provide the LLM with detailed search behavior data including user, task, queries and clicked documents. In the descriptive portion, we instruct the LLM to act as a “search quality rater,” following Google’s evaluator guidelines (LLC, 2022). We clearly define all input measures such as user, task, query-level interactions, clicked document ranks, external relevance annotations, satisfaction scores, and behavioral metrics like CTR and dwell time, all of which are known indicators of task success and satisfaction. The aspects section follows a step-by-step Chain-of-Thought (CoT) approach (Wei et al., 2022), helping the LLM decompose the labeling task into smaller reasoning steps. This improves the model’s ability to understand relationships across queries, tasks, and interactions. For both baseline and personalized session data, we use the **DNA+CoT** and **DNA+CoT+Personalized** prompt shown in Appendix 8. Building on this, we develop an enhanced version called **DNA+TRUE** by replacing the CoT portion with rubric-based rules for each usefulness label (0, 1, 2, 3), derived from our TRUE framework.

3.3 Task-aware Rubric based Usefulness Evaluation (TRUE)

We propose TRUE, a Task-aware Rubric based Usefulness Evaluation method inspired by SAT/DSAT rubrics for user satisfaction in conversational AI systems (Lin et al., 2024). Building on this idea, we create our own structured rubric through an iterative process. By analyzing user behavior measures, we define clear criteria for each usefulness label, aiming for a reasoning-driven evaluation. The method consists of three key steps:

- **Step 1: User Data Processing.** We begin with batches of user search data containing behavior measures and input them into OpenAI’s o1 reasoning model. The model generates reasoning for usefulness labels by identifying patterns between measures across examples.
- **Step 2: Iterative Reasoning.** We feed the generated reasoning back into the model, asking it to extract structured rules for each label. The model forms rubrics based on key behavior signals grouped into relevance, satisfaction, user actions, title-summary alignment, and exception cases. We refine these rubrics over several iterations to improve coverage and clarity.
- **Step 3: Rubric Formation.** After multiple iterations, we finalize TRUE which includes reasoning rubrics for labels 0 to 3. The name TRUE reflects the task-aware nature of the rubrics, ensuring that the generated reasoning rubrics are grounded in task-level analysis. As previously mentioned, the rubrics classify rules into five key categories which helps capture and evaluate user search behavior effectively.

4 Experimental Setup

In this portion, we briefly describe our experiment setup and the LLM models used. The experiment was conducted in three parts: (1) baseline data as a threshold to compare results, (2) session and rubrics data with TRUE, and (3) fine-tuned baseline data incorporating TRUE to improve performance. All information was passed using zero-shot prompting following the DNA template, asking the LLM to label the usefulness of clicked documents as: **3 = Very**

LLM	Method	THUIR-KDD'19			Overall	QRef	
		Overall	Task	Query		Session	Query
LLaMA 3.3 70B	B _{DNA+CoT}	<u>0.38</u>	<u>0.34</u>	<u>0.30</u>	0.33	0.38	<u>0.44</u>
	S _{DNA+CoT+Personalization}	<u>0.37</u>	0.32	0.28	<u>0.37</u>	<u>0.41</u>	0.42
	R _{DNA+TRUE (Ours)}	0.48	0.48	0.36	0.38	0.43	0.47
	$\Delta_{R \text{ vs } B}$	$\uparrow 0.10$	$\uparrow 0.14$	$\uparrow 0.06$	$\uparrow 0.05$	$\uparrow 0.05$	$\uparrow 0.03$
LLaMA 3.1 8B	B _{DNA+CoT}	0.31	0.26	0.20	0.25	<u>0.29</u>	0.39
	S _{DNA+CoT+Personalization}	<u>0.31</u>	<u>0.27</u>	0.27	0.27	0.32	<u>0.39</u>
	R _{DNA+TRUE (Ours)}	0.37	0.37	<u>0.24</u>	<u>0.26</u>	0.25	0.33
	$\Delta_{R \text{ vs } B}$	$\uparrow 0.06$	$\uparrow 0.11$	$\uparrow 0.04$	$\uparrow 0.01$	$\downarrow 0.04$	$\downarrow 0.06$
LLaMA 3.2 3B	B _{DNA+CoT}	0.19	0.12	0.06	<u>0.13</u>	<u>0.23</u>	<u>0.32</u>
	S _{DNA+CoT+Personalization}	<u>0.22</u>	<u>0.17</u>	<u>0.21</u>	0.30	0.37	0.46
	R _{DNA+TRUE (Ours)}	0.28	0.28	0.22	0.05	0.03	0.07
	$\Delta_{R \text{ vs } B}$	$\uparrow 0.09$	$\uparrow 0.16$	$\uparrow 0.16$	$\downarrow 0.08$	$\downarrow 0.20$	$\downarrow 0.25$
GPT-4o-mini	B _{DNA+CoT}	0.35	0.30	<u>0.28</u>	0.29	<u>0.35</u>	<u>0.44</u>
	S _{DNA+CoT+Personalization}	<u>0.36</u>	0.30	0.25	0.37	0.41	0.48
	R _{DNA+TRUE (Ours)}	0.43	0.36	0.32	<u>0.35</u>	0.32	0.35
	$\Delta_{R \text{ vs } B}$	$\uparrow 0.08$	$\uparrow 0.06$	$\uparrow 0.04$	$\uparrow 0.06$	$\downarrow 0.03$	$\downarrow 0.09$
GPT-3.5 Turbo	B _{DNA+CoT}	<u>0.37</u>	<u>0.31</u>	0.26	<u>0.21</u>	<u>0.34</u>	<u>0.42</u>
	S _{DNA+CoT+Personalization}	<u>0.33</u>	0.28	<u>0.26</u>	0.37	0.45	0.47
	R _{DNA+TRUE (Ours)}	0.37	0.33	0.31	0.09	0.30	0.16
	$\Delta_{R \text{ vs } B}$	$\uparrow 0.00$	$\uparrow 0.02$	$\uparrow 0.05$	$\downarrow 0.12$	$\downarrow 0.04$	$\downarrow 0.26$

Table 2: Spearman’s rank correlation comparison across models and prompting methods on THUIR-KDD’19 and QRef dataset

Useful, 2 = Fairly Useful, 1 = Somewhat Useful, and 0 = Not Useful at all. We evaluated OpenAI’s GPT-3.5 Turbo, GPT-4o, and Meta’s open-source LLMs (Llama 3.3 70B-Instruct, Llama 3.2 3B-Instruct, Llama 3.1 8B-Instruct) (Achiam et al., 2023; Dubey et al., 2024). Experiments were conducted via AWS Bedrock for LLaMa models and OpenAI APIs for GPT models, following parameter settings from Thomas et al. (2024) with temperature set to 0 and top_p to 1. We chose GPT models due to their strong performance in prior LLM-based relevance labeling, while also exploring competitive open-source alternatives. For **ground truth** evaluation, we used human-annotated usefulness labels from the THUIR-KDD’19 and QRef datasets. These datasets provide 0–3 usefulness scores for clicked documents, enabling us to benchmark LLM-generated labels against standardized annotations. For **evaluation metrics**, we use Spearman’s rank correlation to measure alignment between LLM predictions and ground truth. This metric is suitable for our ordinal-scale labels (0, 1, 2, 3), as it evaluates monotonic relationships rather than assuming linearity.

5 Results

Our experiments address four main contributions to evaluate the effectiveness of LLM-generated usefulness labels. We assess performance using baseline and task-aware data with TRUE, examine relevance–usefulness alignment, perform ablation to identify key features, and fine-tune LLMs to test performance gains and deeper insights. We will be discussing the outcomes of the contributions in the following.

5.1 Baseline, Session and Rubrics Data

We compare performance across two datasets: THUIR-KDD’19 (longer sessions) and QRef (shorter sessions), evaluated against three thresholds: baseline (DNA+CoT), session-aware (DNA+CoT+Personalization), and our rubric-based method (DNA+TRUE) denoted by B, S and R. As shown in Table 2, for THUIR-KDD’19, TRUE consistently outperforms other methods at the overall, task, and query levels, achieving the highest delta (0.16) with LLaMA 3.2 3B. Figure 3 illustrates label distributions, where baseline and session closely mirror

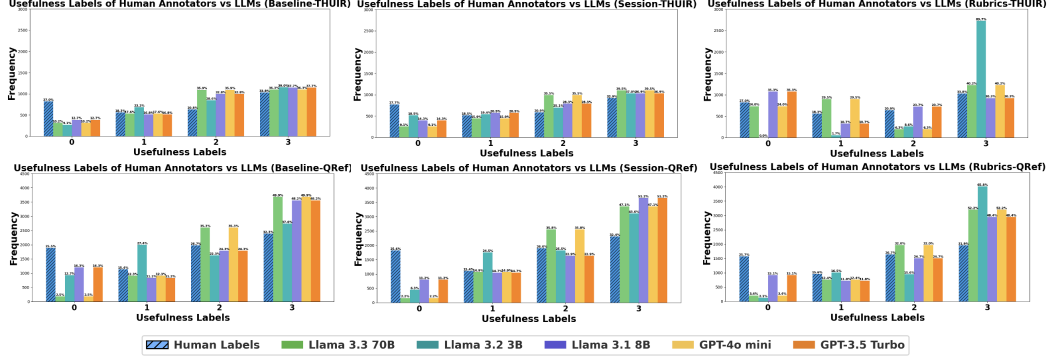


Figure 3: Distribution of usefulness labels (human vs LLMs)

LLM	HR-HU			HR-LU			LR-HU			LR-LU		
	B	S	R	B	S	R	B	S	R	B	S	R
GPT-3.5 Turbo	0.10	0.12	0.14	0.02	0.09	0.23	0.17	0.04	-0.01	0.07	0.05	0.10
GPT-4o-mini	0.12	0.13	0.16	-0.13	0.11	0.16	0.10	0.05	-0.07	0.05	0.13	0.08
LLaMA 3.1 8B	0.09	0.11	0.12	0.05	0.03	0.21	0.12	0.04	-0.01	0.04	0.11	0.12
LLaMA 3.2 3B	0.06	0.06	0.09	0.04	0.05	0.11	0.19	0.05	0.12	0.03	0.03	0.09
LLaMA 3.3 70B	0.16	0.14	0.21	0.13	0.08	0.30	0.01	0.06	-0.02	0.11	0.11	0.19

Table 3: Comparison of spearman’s correlation (THUIR-KDD’19) across cases: HR-HU, HR-LU, LR-HU, and LR-LU

human labels, while TRUE diverges but yields significantly higher rank correlation. Notably, LLMs tend to over assign label 4 and under assign label 0. Model-wise, baseline and session performance varies slightly. Session-aware methods benefit smaller models like LLaMA 3.2 3B, while GPT-3.5 Turbo struggles to capture session-level context and performs better with direct, less complex inputs. This weakness is more evident on QRef, where GPT-3.5 Turbo underperforms under the rubric method. Larger models, such as LLaMA 3.3 70B and GPT-4o-mini, show stronger and more stable performance on THUIR. For QRef, session-aware methods improve over baseline, especially at the task and query levels. However, the rubric method does not offer consistent improvements and sometimes underperforms. An exception is LLaMA 3.2 3B, which performs poorly on QRef under all methods. Overall, rubric-based evaluation works best for longer sessions with richer user behavior, while shorter sessions benefit more from session-aware personalization.

5.2 Relevance vs Usefulness

We analyze the correlation between relevance and usefulness across four cases: HR HU (High Relevance, High Usefulness), HR LU (High Relevance, Low Usefulness), LR HU (Low Relevance, High Usefulness), and LR LU (Low Relevance, Low Usefulness). Since only the THUIR KDD’19 dataset includes relevance labels, we divide it into these four relevance and usefulness combinations and evaluate LLM performance using three methods: baseline, session, and rubrics denoted as **B**, **S**, and **R**. Based on our initial observations, we report the Spearman rank correlation (ρ), for these methods across five selected LLMs in Table 3. We find that LLMs often struggle to capture the relationship between relevance and usefulness, particularly under the baseline and session methods. Most models show weak positive correlation, and some even show weak negative correlation. In the contrasting cases HR-LU and LR-HU, models have difficulty producing accurate usefulness labels. However, the rubrics method improves performance over both baseline and session methods in three out of four cases, as highlighted in bold. This suggests that well-defined evaluation criteria help guide LLMs to make more consistent judgments. In the HR-LU scenario, where users click due to high task and query relevance but later find the content unhelpful, the rubrics method significantly improves correlation by capturing dissatisfaction. In contrast, for

LR- HU where users find unexpected value in content with low relevance (also known as serendipitous relevance), rubrics perform worse. This suggests that improvements in typical or more aligned cases may come at the cost of performance in these nuanced situations. Overall, LLMs continue to face challenges in accurately modeling the contextual interplay between relevance and usefulness, particularly in edge cases that deviate from conventional patterns.

5.3 Ablation study

We conducted an ablation study to understand which input features are most important for LLMs when generating usefulness labels. Features were grouped into five categories: query features (Q), document features (D), relevance metrics (R), satisfaction metrics (S), and user behavior metrics (U), as outlined in Table 4. In our setup, query and document features were kept constant, while we varied relevance, satisfaction, and user behavior features to

observe their impact. This approach helps identify the most valuable inputs, especially since including all features in a prompt is often expensive and token-intensive in real-world applications. We used two high-performing models: LLaMA 3.3 70B-Instruct and GPT-4o-mini on the THUIR-KDD’19 session dataset. The results shown in Table 4, indicate that the best performance comes when all three variable feature types (R, S, U) are included alongside Q and D. This setup achieved moderate positive correlations ($\rho = 0.36$ and 0.37). The next-best performance came from using only relevance and satisfaction features ($\rho = 0.35$). In contrast, using satisfaction or user behavior features alone led to the lowest results ($\rho = 0.27$ and 0.28). These findings support our research goals, showing that relevance and satisfaction information play a key role in improving LLM judgment of usefulness. When provided independently, individual features offer limited context making it difficult for the model to assess usefulness accurately. The study reinforces the need for a well-balanced combination of features to help LLMs interpret user behavior and intent effectively in search sessions.

Features	GPT-4o-mini	LLaMA 3.3 70B
U_{R+S+U}	0.36	0.37
U_{R+S}	0.35	0.35
U_{R+U}	0.34	0.33
U_{S+U}	0.34	0.31
U_R	0.32	0.33
U_S	0.27	0.29
U_U	0.27	0.28

Table 4: Ablation study of features in GPT-4o-mini and LLaMA 3.3 70B with session data

5.4 Finetuning

Since our pre-trained LLMs demonstrated moderate correlation in usefulness judgment, we experimented with finetuning to enhance their performance. Since finetuning is both cost and token intensive, we chose to fine-tune only the Llama-3.1-8B-Instruct open-source LLM due to its accessibility and availability of pre-trained weight distributions. We specify a compact zero-shot DNA+TRUE prompt instruction template for finetuning, which is curated in combination of DNA+TRUE. In order to perform usefulness judgment on task and query level, we fine-tune Llama-3.1-8B-Instruct using a custom dataset curated from THUIR-KDD’19 and QRef solely for this purpose. The model was fine-tuned using LoRA (Hu et al., 2022) with 4-bit quantization and 8-rank adapters (Dettmers et al., 2023). The context length was set to 2,048 tokens (for additional training details, refer to Appendix 4) and the model converged after 2 epochs. The detailed analysis of the fine-tuned model on usefulness judgment is mentioned in Appendix 7. In Table 5, overview of performance of PT vs FT models on two datasets are provided. Prior calculating the metrics, we converted our labels from multi-label to binary as majority of documents are “0: not useful at all”, we use them as negative samples (not-useful documents) and other documents that are at least “2: somewhat useful” as positive samples (useful document)

Metric	THUIR		QRef	
	PT	FT	PT	FT
MSE	0.19	0.20	0.41	0.42
MAE	0.19	0.20	0.41	0.42
Acc	0.81	0.80	0.59	0.58
F1	0.64	0.62	0.41	0.40

Table 5: Comparison of LLM performance pre-trained (PT) vs fine-tuned (FT) (binary labels)

(Mao et al., 2017). Our fine-tuned model achieves an accuracy of 0.80 on the THUIR dataset, which is similar to the results reported by Mao et al. (2017). Both THUIR (orange) and QRef (blue) show smooth finetuning behavior, with steadily decreasing loss, stable gradient norms, and a well-followed cosine learning rate schedule. However, the overall performance metrics remain low especially for QRef. This gap is likely due to dataset limitations as QRef has shorter sessions and noisier labels, while THUIR is heavily imbalanced with labels. These issues make it difficult for LLMs to learn meaningful patterns for usefulness prediction, limiting real-world performance despite stable training.

6 Discussion

In this section, we particularly discuss about two statements regarding the capabilities of LLM in generating usefulness labels given search behavior logs and session contexts. Firstly, LLM generated usefulness labels depends on the LLM parameter and model size. From the detailed performance in Table 2, we can observe that Llama 3.3 70B and GPT-4o-mini consistently shows the highest performance in both longer and shorter session datasets in all three dimension of overall, task and query. Smaller models like Llama 3.2 3B is performing the lowest in both datasets and struggling to perform in straightforward baseline and our rubrics method, TRUE. Secondly, LLM generated usefulness labels depends on the dataset and the prompting methods. From Table 2, it is evident that LLMs are performing better with the session prompting method in shorter session dataset, QRef. Particularly in smaller models like Llama 3.2 3B and GPT 3.5 Turbo, the performance drastically improves from baseline with session prompting methods on the QRef dataset. Previously in baseline method, these smaller models were struggling to understand the contextual relationship between sessions, but the session method on QRef was able to change the narrative. Also, for smaller models, the rubrics method TRUE is struggling to maintain a good rank correlation with human judgment compared to other methods. From here we can particularly conclude that for longer search session with user contextual relation, the TRUE method works exceptionally well. But for shorter session data, the session prompting method provides better performance in helping LLMs catch the user’s search behavior by understanding the contextual relation.

7 Conclusion

In this paper, we explored the potential of LLMs in generating usefulness labels for web search evaluation. Our work systematically addresses key dimensions that contribute to a document’s usefulness from a user’s perspective. By integrating these factors, we introduce a rubric-based prompting framework called TRUE, enabling LLMs to generate context-aware usefulness labels. Our results show that labels produced by TRUE exhibit moderate correlation with human judgments, validating the method’s effectiveness. One key limitation of traditional machine learning (ML) approaches is their inability to capture nuanced contextual relationships within a session and the alignment between user queries, document titles, and summaries. While such methods are widely used, they often fall short in modeling the depth of semantic understanding required for usefulness judgments. The strength of our approach lies in leveraging LLMs’ capacity to understand these relationships, offering a more semantically rich and user-aligned evaluation process. Another limitation is that the performance of usefulness label generation lags behind relevance assessment. While our method achieves moderate correlation with human judgments, relevance tasks typically yield higher scores. This disparity stems from the complexity of usefulness judgments, which are shaped by user preferences, context, and implicit personalization, all of which are difficult to model comprehensively. Given these challenges, moderate correlation can still be considered a meaningful outcome. A final limitation is the lack of standardized datasets for usefulness evaluation, making it difficult to establish consistent benchmarks. Unlike relevance assessment, which benefits from well-defined datasets and protocols, usefulness labeling varies across settings, leading to inconsistency in evaluation and comparison. This absence of a unified approach complicates model validation and design. Despite these limitations, our research shows that LLMs can approximate nuanced judgments,

demonstrating strong potential especially in complex real-world search scenarios. This study contributes to the growing *LLMs-as-Judges* direction (Gu et al., 2024), exploring how LLMs can analyze search behavior logs and predict usefulness. Having explored finetuning strategies, our future work will focus on developing more robust, generalizable models across domains. We also aim to advance practical applications such as automated usefulness judgment in retrieval evaluation, real-time *usefulness-based* re-ranking, and intelligent search path recommendation.

Ethics Statement

Our work presents a scalable framework for evaluating document usefulness in web search using large language models (LLMs). To support further research in this area, we fine-tune and share open-source LLMs aligned with our rubric-based prompting method, TRUE. While our models perform well in general-purpose LLMs for this specific task, they still exhibit known limitations such as occasional overgeneralization and misalignment with user context. We have taken steps to mitigate these issues through careful rubric design, prompt iteration, and evaluation. The TRUE framework is designed to improve LLMs’ ability to assess usefulness in a user-centered and context-aware manner. However, we acknowledge the potential risk that such technology could be misused to validate or generate biased, misleading, or overly persuasive content under the appearance of being useful. Overall, we believe the benefits of promoting transparency and user-aligned evaluation in information retrieval outweigh these risks.

References

- Zahra Abbasiantaeb, Chuan Meng, Leif Azzopardi, and Mohammad Aliannejadi. Can We Use Large Language Models to Fill Relevance Judgment Holes?, May 2024. URL <http://arxiv.org/abs/2405.05600>. arXiv:2405.05600.
- Josh Achiam, Steven Adler, Sandhini Agarwal, Lama Ahmad, Ilge Akkaya, Florencia Leoni Aleman, Diogo Almeida, Janko Altenschmidt, Sam Altman, Shyamal Anadkat, et al. Gpt-4 technical report. *arXiv preprint arXiv:2303.08774*, 2023.
- Nicholas J Belkin, Michael Cole, and Ralf Bierig. Is relevance the right criterion for evaluating interactive information retrieval. In *Proceedings of the ACM SIGIR 2008 Workshop on Beyond Binary Relevance: Preferences, Diversity, and Set-Level Judgments*. <http://research.microsoft.com/~pauben/bbr-workshop>. Citeseer, 2008.
- Nicholas J Belkin, Michael Cole, and Jingjing Liu. A model for evaluation of interactive information retrieval. In *Proceedings of the SIGIR 2009 Workshop on the Future of IR Evaluation*, pp. 7–8, 2009.
- Luiz Bonifacio, Hugo Abonizio, Marzieh Fadaee, and Rodrigo Nogueira. Inpars: Data augmentation for information retrieval using large language models. *arXiv preprint arXiv:2202.05144*, 2022.
- David Carmel and Elad Yom-Tov. Estimating the query difficulty for information retrieval. *Proceedings of the 33rd international ACM SIGIR conference on Research and development in information retrieval*, 2010. URL <https://api.semanticscholar.org/CorpusID:11663322>.
- Olivier Chapelle, Donald Metzler, Ya Zhang, and Pierre Grinspan. Expected reciprocal rank for graded relevance. In *Proceedings of the 18th ACM conference on Information and knowledge management*, pp. 621–630, 2009.
- Jia Chen, Jiaxin Mao, Yiqun Liu, Fan Zhang, Min Zhang, and Shaoping Ma. Towards a better understanding of query reformulation behavior in web search. In *Proceedings of the web conference 2021*, pp. 743–755, 2021.
- Ye Chen, Ke Zhou, Yiqun Liu, Min Zhang, and Shaoping Ma. Meta-evaluation of online and offline web search evaluation metrics. In *Proceedings of the 40th international ACM SIGIR conference on research and development in information retrieval*, pp. 15–24, 2017.

- Aleksandr Chuklin, Pavel Serdyukov, and Maarten De Rijke. Click model-based information retrieval metrics. In *Proceedings of the 36th international ACM SIGIR conference on Research and development in information retrieval*, pp. 493–502, 2013.
- Michael Cole, Jingjing Liu, Nicholas J Belkin, Ralf Bierig, Jacek Gwizdka, Chang Liu, Jin Zhang, and Xiangmin Zhang. Usefulness as the criterion for evaluation of interactive information retrieval. In *Proceedings of the third workshop on human-computer interaction and information retrieval Cambridge*, pp. 1–4. HCIR, 2009.
- Gordon V Cormack, Christopher R Palmer, and Charles LA Clarke. Efficient construction of large test collections. In *Proceedings of the 21st annual international ACM SIGIR conference on Research and development in information retrieval*, pp. 282–289, 1998.
- Zhuyun Dai, Vincent Y Zhao, Ji Ma, Yi Luan, Jianmo Ni, Jing Lu, Anton Bakalov, Kelvin Guu, Keith B Hall, and Ming-Wei Chang. Promptagator: Few-shot dense retrieval from 8 examples. *arXiv preprint arXiv:2209.11755*, 2022.
- Tim Dettmers, Artidoro Pagnoni, Ari Holtzman, and Luke Zettlemoyer. Qlora: Efficient finetuning of quantized llms. *Advances in neural information processing systems*, 36:10088–10115, 2023.
- Qingxiu Dong, Lei Li, Damai Dai, Ce Zheng, Jingyuan Ma, Rui Li, Heming Xia, Jingjing Xu, Zhiyong Wu, Tianyu Liu, et al. A survey on in-context learning. *arXiv preprint arXiv:2301.00234*, 2022.
- Abhimanyu Dubey, Abhinav Jauhri, Abhinav Pandey, Abhishek Kadian, Ahmad Al-Dahle, Aiesha Letman, Akhil Mathur, Alan Schelten, Amy Yang, Angela Fan, et al. The llama 3 herd of models. *arXiv preprint arXiv:2407.21783*, 2024.
- Guglielmo Faggioli, Laura Dietz, Charles Clarke, Gianluca Demartini, Matthias Hagen, Claudia Hauff, Noriko Kando, Evangelos Kanoulas, Martin Potthast, Benno Stein, and Henning Wachsmuth. Perspectives on Large Language Models for Relevance Judgment, November 2023. URL <http://arxiv.org/abs/2304.09161>. arXiv:2304.09161.
- Jiawei Gu, Xuhui Jiang, Zhichao Shi, Hexiang Tan, Xuehao Zhai, Chengjin Xu, Wei Li, Yinghan Shen, Shengjie Ma, Honghao Liu, et al. A survey on llm-as-a-judge. *arXiv preprint arXiv:2411.15594*, 2024.
- Claudia Hauff. Predicting the effectiveness of queries and retrieval systems. *SIGIR Forum*, 44(1):88, August 2010. ISSN 0163-5840. doi: 10.1145/1842890.1842906. URL <https://doi.org/10.1145/1842890.1842906>.
- Edward J Hu, Yelong Shen, Phillip Wallis, Zeyuan Allen-Zhu, Yuanzhi Li, Shean Wang, Lu Wang, Weizhu Chen, et al. Lora: Low-rank adaptation of large language models. *ICLR*, 1(2):3, 2022.
- Aaron Jaech and Mari Ostendorf. Personalized language model for query auto-completion. In Iryna Gurevych and Yusuke Miyao (eds.), *Proceedings of the 56th Annual Meeting of the Association for Computational Linguistics (Volume 2: Short Papers)*, pp. 700–705, Melbourne, Australia, July 2018. Association for Computational Linguistics. doi: 10.18653/v1/P18-2111. URL <https://aclanthology.org/P18-2111/>.
- Jiepu Jiang, Ahmed Hassan Awadallah, Xiaolin Shi, and Ryen W White. Understanding and predicting graded search satisfaction. In *Proceedings of the eighth ACM international conference on web search and data mining*, pp. 57–66, 2015.
- Thorsten Joachims, Laura Granka, Bing Pan, Helene Hembrooke, and Geri Gay. Accurately interpreting clickthrough data as implicit feedback. In *Acm Sigir Forum*, volume 51, pp. 4–11. Acm New York, NY, USA, 2017.
- Ying-Chun Lin, Jennifer Neville, Jack W Stokes, Longqi Yang, Tara Safavi, Mengting Wan, Scott Counts, Siddharth Suri, Reid Andersen, Xiaofeng Xu, et al. Interpretable user satisfaction estimation for conversational systems with large language models. *arXiv preprint arXiv:2403.12388*, 2024.

- Jiqun Liu. Toward cranfield-inspired reusability assessment in interactive information retrieval evaluation. *Information Processing & Management*, 59(5):103007, 2022.
- Jiqun Liu, Shawon Sarkar, and Chirag Shah. Identifying and predicting the states of complex search tasks. In *Proceedings of the 2020 conference on human information interaction and retrieval*, pp. 193–202, 2020.
- Pengfei Liu, Weizhe Yuan, Jinlan Fu, Zhengbao Jiang, Hiroaki Hayashi, and Graham Neubig. Pre-train, prompt, and predict: A systematic survey of prompting methods in natural language processing. *ACM computing surveys*, 55(9):1–35, 2023.
- Google LLC. General guidelines, 2022. URL <https://guidelines.raterhub.com/searchqualityevaluatorguidelines.pdf>. Accessed: 20 January 2025.
- Eddy Maddalena, Marco Basaldella, Dario De Nart, Dante Degl’Innocenti, Stefano Mizzaro, and Gianluca Demartini. Crowdsourcing relevance assessments: The unexpected benefits of limiting the time to judge. In *Proceedings of the AAAI conference on human computation and crowdsourcing*, volume 4, pp. 129–138, 2016.
- Jiaxin Mao, Yiqun Liu, Ke Zhou, Jian-Yun Nie, Jingtao Song, Min Zhang, Shaoping Ma, Jiashen Sun, and Hengliang Luo. When does relevance mean usefulness and user satisfaction in web search? In *Proceedings of the 39th International ACM SIGIR conference on Research and Development in Information Retrieval*, pp. 463–472, 2016.
- Jiaxin Mao, Yiqun Liu, Huanbo Luan, Min Zhang, Shaoping Ma, Hengliang Luo, and Yuntao Zhang. Understanding and predicting usefulness judgment in web search. In *Proceedings of the 40th international ACM SIGIR conference on research and development in information retrieval*, pp. 1169–1172, 2017.
- Matthew Mitsui, Jiqun Liu, Nicholas J Belkin, and Chirag Shah. Predicting information seeking intentions from search behaviors. In *Proceedings of the 40th international acm sigir conference on research and development in information retrieval*, pp. 1121–1124, 2017.
- Hossein A. Rahmani, Clemencia Siro, Mohammad Aliannejadi, Nick Craswell, Charles L. A. Clarke, Guglielmo Faggioli, Bhaskar Mitra, Paul Thomas, and Emine Yilmaz. LLM4Eval: Large Language Model for Evaluation in IR. In *Proceedings of the 47th International ACM SIGIR Conference on Research and Development in Information Retrieval*, pp. 3040–3043, Washington DC USA, July 2024a. ACM. ISBN 9798400704314. doi: 10.1145/3626772.3657992. URL <https://dl.acm.org/doi/10.1145/3626772.3657992>.
- Hossein A. Rahmani, Emine Yilmaz, Nick Craswell, Bhaskar Mitra, Paul Thomas, Charles L. A. Clarke, Mohammad Aliannejadi, Clemencia Siro, and Guglielmo Faggioli. LLM-Judge: LLMs for Relevance Judgments, August 2024b. URL <http://arxiv.org/abs/2408.08896>. arXiv:2408.08896.
- Alireza Salemi and Hamed Zamani. Evaluating retrieval quality in retrieval-augmented generation. In *Proceedings of the 47th International ACM SIGIR Conference on Research and Development in Information Retrieval*, pp. 2395–2400, 2024.
- Paul Thomas, Seth Spielman, Nick Craswell, and Bhaskar Mitra. Large language models can accurately predict searcher preferences, May 2024. URL <http://arxiv.org/abs/2309.10621>. arXiv:2309.10621.
- Shivani Upadhyay, Ronak Pradeep, Nandan Thakur, Daniel Campos, Nick Craswell, Ian Soboroff, Hoa Trang Dang, and Jimmy Lin. A Large-Scale Study of Relevance Assessments with Large Language Models: An Initial Look, November 2024a. URL <http://arxiv.org/abs/2411.08275>. arXiv:2411.08275 [cs].
- Shivani Upadhyay, Ronak Pradeep, Nandan Thakur, Nick Craswell, and Jimmy Lin. UMBRELA: UMBrella is the (Open-Source Reproduction of the) Bing RELEVance Assessor, June 2024b. URL <http://arxiv.org/abs/2406.06519>. arXiv:2406.06519 [cs].
- Ellen M Voorhees and Donna Harman. Overview of the sixth text retrieval conference (trec-6). *Information Processing & Management*, 36(1):3–35, 2000.

Jason Wei, Xuezhi Wang, Dale Schuurmans, Maarten Bosma, Fei Xia, Ed Chi, Quoc V Le, Denny Zhou, et al. Chain-of-thought prompting elicits reasoning in large language models. *Advances in neural information processing systems*, 35:24824–24837, 2022.

Emine Yilmaz, Manisha Verma, Nick Craswell, Filip Radlinski, and Peter Bailey. Relevance and Effort: An Analysis of Document Utility. In *Proceedings of the 23rd ACM International Conference on Conference on Information and Knowledge Management*, pp. 91–100, Shanghai China, November 2014. ACM. ISBN 978-1-4503-2598-1. doi: 10.1145/2661829.2661953. URL <https://dl.acm.org/doi/10.1145/2661829.2661953>.

Fan Zhang, Jiaxin Mao, Yiqun Liu, Xiaohui Xie, Weizhi Ma, Min Zhang, and Shaoping Ma. Models Versus Satisfaction: Towards a Better Understanding of Evaluation Metrics. In *Proceedings of the 43rd International ACM SIGIR Conference on Research and Development in Information Retrieval*, SIGIR ’20, pp. 379–388, New York, NY, USA, July 2020. Association for Computing Machinery. ISBN 978-1-4503-8016-4. doi: 10.1145/3397271.3401162. URL <https://dl.acm.org/doi/10.1145/3397271.3401162>.

Hengran Zhang, Ruqing Zhang, Jiafeng Guo, Maarten de Rijke, Yixing Fan, and Xueqi Cheng. Are Large Language Models Good at Utility Judgments?, June 2024. URL <http://arxiv.org/abs/2403.19216>. arXiv:2403.19216 [cs].

A Appendix

A.1 User Search Behavior Feature Details

Measure	Description
User	Participants in search task
Task	Description of what user tries to accomplish using the search engine.
Query	User-submitted query
Query Position	Sequential order of the query in a task
Clicked Documents	User-clicked URL
Title and Summary	Title and summary of clicked URL in SERP
Rank	Rank of the clicked document in SERP
Task and Query Relevance	Relevance of clicked documents to task and query labeled (0-3)
Query Satisfaction	User satisfaction on a query (1–5)
Session Satisfaction	User satisfaction on a search session (1–5)
Usefulness	Feedback on a document (0–3)
URL CTR	Percentage of clicks a document receives within a task
URL Dwell Time	Time spent on a clicked document
Query Dwell Time	Time spent on a query
Task Dwell Time	Time spent on a task
Average Query Dwell Time	Average time spent on a query

Table 6: Overview of measures and descriptions

A.2 Finetuning Training Parameters

Parameter	Value
Base model	LLaMA-3.1-8B-Instruct
Finetuning type	LoRA
LoRA alpha	16
LoRA rank	8
Cutoff length	2048
Gradient accum steps	8
Learning rate	5.0e-05
Learning rate scheduler	Cosine
Epochs	2
Optimizer	Paged AdamW
Quantization bits	4

Table 7: Finetuning parameters for LLaMA-3.1-8B-Instruct

A.3 Finetuning Details

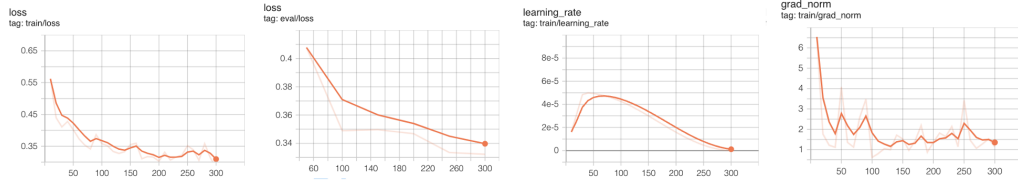


Figure 4: Rubric Finetuning on LLaMA-3.1-8B-Instruct (THUIR-KDD'19)

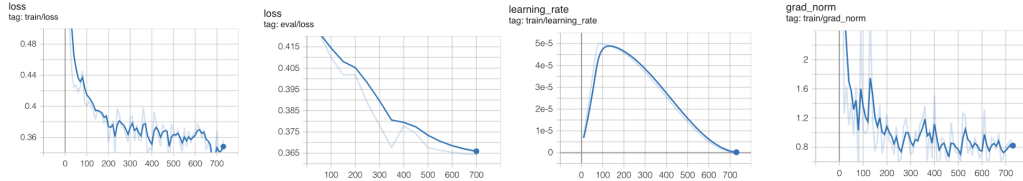


Figure 5: Rubric Finetuning on LLaMA-3.1-8B-Instruct (QRef)

A.4 Prompt Details

```

**Task:**
You are analyzing the usefulness scores of clicked documents of users for each task
session based on the following information:
-- User Features --
Each clicked document has been provided a usefulness score in the 'usefulness score'
column on an integer scale of 0 to 3 with the following meanings:
3 = Very Useful, very helpful for this query
2 = Fairly Useful, fairly helpful for this query
1 = Somewhat Useful, maybe partly helpful but might contain other irrelevant content
0 = Not Useful at all, should never be shown for this query

You must analyze each user's each task session and provide reasoning for the
usefulness score of each clicked document (URL) bases on all the information
provided. Consider the relationship between relevance, usefulness, satisfaction and
user behavior metrics like dwell time, CTR, query position, and rank.

```

Figure 6: Reasoning prompt for creating TRUE

You are a search quality rater evaluating the usefulness of clicked documents on a web page. You have been given the following information:

- ID: Unique ID for each row.
- User: User ID
- Task ID: Unique ID for each task.
- Task Description: A clear explanation of what the user tries to accomplish using the search engine.
- Query: User submitted query.
- Query Position: The sequential order of the query within the task session, indicating when it was submitted relative to other queries.
- Clicked Documents: User clicked URL.
- Title: Title of the clicked documents.
- Summary: Brief description of the clicked documents on the web page.
- Rank: Rank of clicked documents on the SERP labeled as 0 (high)~30 (low).
- Task Relevance: Relevance of clicked documents to the user's task labeled as 0 (low)~3 (high).
- Query Relevance: Relevance of clicked documents to the user's query labeled as 0 (low)~3 (high).
- Task Satisfaction: User's satisfaction on overall task labeled as 1 (low)~5 (high).
- Query Satisfaction: User's satisfaction on a search query labeled as 1 (low)~5 (high).
- CTR: The percentage of clicks a document (URL) receives out of total interactions within a specific task and query.
- URL Dwell Time (ms): Time spent on a clicked document.
- Average URL Dwell Time (ms): Average time a user spends across all clicked document on individual task.
- Task Dwell Time (ms): Time spent on a specific task across all queries and clicked documents.
- Query Dwell Time (ms): Time spent on a specific query

You must analyze each task session by considering all the information given above and for each clicked document (URL), provide a usefulness score on an integer scale of 0 to 3 with the following meanings:

3 = Very Useful, very helpful for this query
 2 = Fairly Useful, fairly helpful for this query
 1 = Somewhat Useful, maybe partly helpful but might contain other irrelevant content
 0 = Not Useful at all, should never be shown for this query

Important Instructions:
 Consider all the attributes above while deciding on a usefulness score. If certain attributes are unavailable, rely on the available ones to decide. Assign category 1 if the clicked document is somewhat useful to the task and query but not completely, category 2 if the clicked document presents something very important related to the task and query but also has some extra information, and category 3 if the clicked document only and entirely refers to the task and document. If none of the above satisfies give it category 0.

You will be provided data in the form of:
 --JSON Format of Baseline or Session Data--

For each clicked documents <URL> under a specific task <TASK_ID> and user <USER>, split this problem into following steps:

- Consider all the attributes and relative importance of each and decide on a final score <usefulness_i>. Final score must be an integer value only.
- Prioritize all user metrics like CTR, URL dwell time, query dwell time and session dwell time as indicators of usefulness.
- Consider user's intent of the search and task session ensuring they align with the title and summary.
- Consider the rank of URLs relation to the user's query and task description.
- Consider task relevance and query relevance which indicate how well the result aligns with the user's overall goal.
- Consider user's query satisfaction score and session satisfaction score, which reflect their satisfaction with the result.

Directly output the usefulness score for each unique row <ID> as an integer value in the following JSON format:
 {"<id_1>": <usefulness_1>, ..., "<id_n>": <usefulness_n>}.
 Do not provide additional reasoning, examples, or code.

Figure 7: Baseline (DNA+CoT) and session (DNA+CoT+Personalization) prompts

```

**Task:**
You are a search quality rater evaluating the usefulness of clicked documents based on
the following information:
  a. ID: Unique ID for each row.
  b. User: User ID
  c. Task ID: Unique ID for each task.
  d. Task Description: A clear explanation of what the user tries to accomplish using
the search engine.
  e. Query: User submitted query.
  f. Query Position: The sequential order of the query within the task session,
indicating when it was submitted relative to other queries.
  g. Clicked Documents: User clicked URL.
  h. Title: Title of the clicked documents.
  i. Summary: Brief description of the clicked documents on the web page.
  j. Rank: Rank of clicked documents on the SERP labeled as 0(high)~30(low).
  k. Task Relevance: Relevance of clicked documents to the user's task labeled as 0
(low)~3 (high).
  l. Query Relevance: Relevance of clicked documents to the user's query labeled as 0
(low)~3 (high).
  m. Task Satisfaction: User's satisfaction on overall task labeled as 1(low)~5(high).
  n. Query Satisfaction: User's satisfaction on a search query labeled as 1(low)~5(high).
  o. CTR: The percentage of clicks a document (URL) receives out of total interactions
within a specific task and query.
  p. URL Dwell Time (ms): Time spent on a clicked document.
  q. Average URL Dwell Time (ms): Average time a user spends across all clicked document
on individual task.
  r. Task Dwell Time (ms): Time spent on a specific task across all queries and clicked
documents.
  s. Query Dwell Time (ms): Time spent on a specific query

You must analyze each task session by considering all the information given above and for
each clicked document (URL), provide a usefulness score on an integer scale of 0 to 3
with the following meanings:
3 = Very Useful, very helpful for this query
2 = Fairly Useful, fairly helpful for this query
1 = Somewhat Useful, maybe partly helpful but might contain other irrelevant content
0 = Not Useful at all, should never be shown for this query

**Instructions:**
For each clicked documents <URL> under a specific task <TASK_ID> and user <USER>, use the
following rubrics while assigning usefulness score:

-- RUBRICS --

**Output Format:**
Take a step back and reflect carefully on how best to solve your task. Understand the
entire rubrics first and then decide on the usefulness scores analyzing the metrics.
Directly output the usefulness score for unique ID <ID> as an integer value in the
following JSON format:
{"<id_1>": <usefulness_1>, ..., "<id_n>": <usefulness_n>}

DO NOT PROVIDE ADDITIONAL TEXT, REASONING, EXAMPLE, OR CODE. GENERATE USEFULNESS SCORE IN
CORRECT OUTPUT FORMAT FOR ALL UNIQUE ID.

```

Figure 8: Rubric (DNA+TRUE) prompt for THUIR-KDD'19

<p style="text-align: center;">----- RUBRICS -----</p> <p>Score 3: Very Useful</p> <ul style="list-style-type: none"> - Relevance Criteria: <ul style="list-style-type: none"> - Task Relevance: 2-3, Query Relevance: 2-3. - Satisfaction Criteria: <ul style="list-style-type: none"> - Task and Query Satisfaction: 4-5. - User Behavior Metrics: <ul style="list-style-type: none"> - Dwell Time: Above average, CTR: High. - Title & Summary Alignment: <ul style="list-style-type: none"> - High Alignment (>0.5) with Query and Task. - Exceptional Cases: <ul style="list-style-type: none"> - High satisfaction supports high usefulness even with low relevance. - High dwell time supports high usefulness even with low CTR and low relevance. - Despite low alignment, some contents provide unexpected useful information. <p>Score 2: Fairly Useful</p> <ul style="list-style-type: none"> - Relevance Criteria: <ul style="list-style-type: none"> - Task Relevance: 1-2, Query Relevance: 1-2. - Satisfaction Criteria: <ul style="list-style-type: none"> - Task and Query Satisfaction: 3-4. - User Behavior Metrics: <ul style="list-style-type: none"> - Dwell Time: Around average, CTR: Medium. - Title & Summary Alignment: <ul style="list-style-type: none"> - Moderate Alignment (0.3-0.5) with Query or Task. - Exceptional Cases: <ul style="list-style-type: none"> - Users found content useful but lacking depth leading to high relevant but <u>fairly useful</u> cases. - Moderate engagement supports moderate usefulness when content is relevant but incomplete. <p>Score 1: Somewhat Useful</p> <ul style="list-style-type: none"> - Relevance Criteria: <ul style="list-style-type: none"> - Task Relevance: 1, Query Relevance: 1. - Satisfaction Criteria: <ul style="list-style-type: none"> - Task and Query Satisfaction: 2-3. - User Behavior Metrics: <ul style="list-style-type: none"> - Dwell Time: Below average, CTR: Low. - Title & Summary Alignment: <ul style="list-style-type: none"> - Low Alignment (<0.3) with Query or Task. - Exceptional Cases: <ul style="list-style-type: none"> - Low satisfaction supports low usefulness even with high relevance. - Dwell Time: Below average, CTR: Low means users clicked expecting relevance but left quickly, indicating lack of depth and low usefulness. - Misleading title-query match leads to high relevance and low usefulness cases. <p>Score 0: Not Useful</p> <ul style="list-style-type: none"> - Relevance Criteria: <ul style="list-style-type: none"> - Task Relevance: 0, Query Relevance: 0. - Satisfaction Criteria: <ul style="list-style-type: none"> - Task and Query Satisfaction: 1-2. - User Behavior Metrics: <ul style="list-style-type: none"> - Dwell Time: Minimal, CTR: Very Low. - Title & Summary Alignment: <ul style="list-style-type: none"> - No Alignment (<0.2) with Query or Task. - Low alignment with high usefulness indicates LR-HU. - Exceptional Cases: <ul style="list-style-type: none"> - Very low satisfaction confirms low relevance and low usefulness cases. - Dwell Time: Minimal, CTR: Very Low means users abandoned the page quickly due to irrelevance leading to low usefulness. - Low dwell time with high CTR indicates low usefulness even with high relevance. - No Alignment (<0.2) with Query or Task means content is completely off-topic, reinforcing low relevance and low usefulness cases.

Figure 9: Rubric for THUIR-KDD'19 dataset

****Task:****

You are a search quality rater evaluating the usefulness of clicked documents based on the following information:

- a. User: User ID
- b. Session ID: Unique ID for each task.
- c. Query: User submitted query.
- d. Query Position: The sequential order of the query within the task session, indicating when it was submitted relative to other queries.
- e. ID: Unique ID for each row.
- f. Clicked Documents: User clicked URL.
- g. Title: Title of the clicked documents.
- h. Summary: Brief description of the clicked documents on the web page.
- i. Rank: Rank of clicked documents on the SERP labeled as 0 (high)~30 (low).
- j. Usefulness Score: The usefulness score of the clicked document as 0 (low)~3 (high).
- k. Session Satisfaction: User's satisfaction on overall task labeled as 1 (low)~5 (high).
- l. Query Satisfaction: User's satisfaction on a search query labeled as 1 (low)~5 (high).
- m. CTR: The percentage of clicks a document (URL) receives out of total interactions within a specific task and query.
- n. Task Dwell Time (ms): Time spent on a specific task across all queries and clicked documents.
- o. Query Dwell Time (ms): Time spent on a specific query

You must analyze each task session by considering all the information given above and for each clicked document (URL), provide a usefulness score on an integer scale of 0 to 3 with the following meanings:

3 = Very Useful, very helpful for this query

2 = Fairly Useful, fairly helpful for this query

1 = Somewhat Useful, maybe partly helpful but might contain other irrelevant content

0 = Not Useful at all, should never be shown for this query

****Instructions:****

For each clicked document <URL> under a specific task <TASK_ID> and user <USER>, use the following rubrics while assigning usefulness score:

-- RUBRICS --

****Output Format:****

Take a step back and reflect carefully on how best to solve your task. Understand the entire rubrics first and then decide on the usefulness scores analyzing the metrics. Directly output the usefulness score for unique ID <ID> as an integer value in the following JSON format:

```
{\"<id_1>\": <usefulness_1>, ..., \"<id_n>\": <usefulness_n>}
```

DO NOT PROVIDE ADDITIONAL TEXT, REASONING, EXAMPLE, OR CODE. GENERATE USEFULNESS SCORE IN COORECT OUTPUT FORMAT FOR ALL UNIQUE ID.

Figure 10: Rubric (DNA+TRUE) prompt for QRef

	----- RUBRICS -----
Score 3: Very Useful	
- Satisfaction Criteria:	
- Task and Query Satisfaction: 4-5.	
- User Behavior Metrics:	
- Dwell Time: High, CTR: Moderate to High.	
- Title & Summary Alignment:	
- Strong lexical or semantic match. Addresses query intent directly or inferentially.	
- Exceptional Cases:	
- High usefulness with low CTR or dwell time (e.g., instant answer).	
- Weak lexical match but semantically relevant content.	
Score 2: Fairly Useful	
- Satisfaction Criteria:	
- Task and Query Satisfaction: 3-4.	
- User Behavior Metrics:	
- Dwell Time: Moderate, CTR: Moderate.	
- Title & Summary Alignment:	
- Moderate alignment to user query. Covers topic broadly.	
- Exceptional Cases:	
- Skimmed content still satisfies need.	
- Moderate engagement with reasonably helpful info.	
Score 1: Somewhat Useful	
- Satisfaction Criteria:	
- Task and Query Satisfaction: 2-3.	
- User Behavior Metrics:	
- Dwell Time: Low to Moderate, CTR: Low to Moderate.	
- Title & Summary Alignment:	
- Partial or misleading match. May address query in limited capacity.	
- Exceptional Cases:	
- High CTR driven by misleading title/snippet.	
- Quick exit after realizing mismatch.	
Score 0: Not Useful	
- Satisfaction Criteria:	
- Task and Query Satisfaction: 1-2.	
- User Behavior Metrics:	
- Dwell Time: Very low to skewed, CTR: Still non-trivial.	
- Title & Summary Alignment:	
- Poor or no alignment. May be misleading or off-topic.	
- Exceptional Cases:	
- High dwell time due to effort to extract info from bad content.	
- High CTR but ultimately unhelpful.	

Figure 11: Rubric for QRef dataset