

Title

The role of wild birds in the global highly pathogenic avian influenza H5 panzootic

Authors: Manon COUTY¹, Claire GUINAT¹, Diletta FORNASIERO², François-Xavier BRIAND³, Pierre-Yves HENRY^{4,5}, Béatrice GRASLAND³, Loïc PALUMBO⁶, Guillaume LE LOC'H¹

Affiliations:

¹ IHAP, Université de Toulouse, INRAE, ENVT, Toulouse, France

² Istituto Zooprofilattico Sperimentale delle Venezie, Legnaro, Italy

³ National Agency for Food Environmental and Occupational Health and Safety, Ploufragan, France

⁴ Mécanismes adaptatifs et évolution (MECADEV UMR 7179), Muséum National d'Histoire Naturelle, Centre National de la Recherche Scientifique, Brunoy, France

⁵ Centre de Recherches sur la Biologie des Populations d'Oiseaux (CRBPO), Centre d'Ecologie et des Sciences de la Conservation (CESCO UMR 7204), Muséum National d'Histoire Naturelle, Centre National de la Recherche Scientifique, Sorbonne Université, Paris, France

⁶ French Biodiversity Agency, Orléans, France

Abstract

The highly pathogenic avian influenza (HPAI) H5 clade 2.3.4.4b has triggered an unprecedented global panzootic. As the frequency and scale of HPAI H5 outbreaks continue to rise, understanding how wild birds contribute to shape the global virus spread across regions—affecting poultry, domestic and wild mammals—is increasingly critical. In this review, we examine ecological and evolutionary studies to map the global transmission routes of HPAI H5 viruses, identify key wild bird species involved in viral dissemination, and explore infection patterns, including mortality and survival. We also highlight major remaining knowledge gaps that hinder a full understanding of wild birds' role in viral dynamics, which must be addressed to enhance surveillance strategies and refine risk assessment models aimed at preventing future outbreaks in wildlife, domestic animals and safeguard public health.

Keywords: HPAI, viral transmission dynamics, wild birds, ecology, viral evolution, panzootic

Introduction

The highly pathogenic avian influenza (HPAI) panzootic caused by H5 viruses of clade 2.3.4.4b is unprecedented in scale and impact. Since 2020, HPAI H5 viruses have spread to numerous countries worldwide, reaching over 76 countries across Europe, Asia, Africa, the Americas¹, and even Antarctica², causing massive die-offs in wild birds, severe outbreaks in poultry, and increasing spillovers to mammals^{3–6}. While this shift in viral dynamics is recent, the history of avian influenza viruses extends far into the past.

Historically, avian influenza viruses have been naturally maintained in wild waterbirds, particularly those in the orders Anseriformes and Charadriiformes⁷, as low pathogenic forms, with HPAI cases reported only sporadically in wild birds⁸. HPAI outbreaks were mostly confined to poultry, typically arising when low pathogenic forms introduced from wild waterbirds evolved into highly pathogenic forms⁹. However, the emergence of the A/Goose/Guangdong/1/1996 (Gs/Gd) HPAI H5 lineage in 1996 in China marked a critical turning point. This lineage became established in poultry, and spillovers to wild bird populations were first reported in 2002¹⁰. From 2005, wild birds cases became more frequent, spreading across Asia, Europe and Africa^{11,12}. Over time, the Gs/Gd HPAI H5 lineage diversified into multiple clades, with clade 2 increasingly detected in wild birds^{13–15}. In 2014, the clade 2.3.4.4 spread beyond Asia¹⁶, with migratory wild birds playing a key role in spatial dissemination^{16–18}.

Since 2020, the spread of HPAI H5 clade 2.3.4.4b has escalated into a global panzootic^{19–21}. While circulating in Eurasia and Africa in 2020, HPAI H5 viruses surged in North America in 2021 and reached South America in 2022^{22,23}. The 2020–2021 wave was primarily driven by the H5N8 subtype^{24,25} with a peak in wild bird detections in winter followed by a sharp decline in summer months (Fig. 2A, Extended Data Fig. 1)²⁴. The H5N1 subtype completely dominated in subsequent waves^{25,26} and persistent viral circulation in summers 2022 and 2023 was observed, differing from the usual HPAI seasonality and affecting a wide spectrum of hosts, notably colonial breeding birds. Globally, reported cases have encompassed over 500 wild bird species spanning 25 orders, with more than half of the species never

reported as infected before 2021²⁷. The death toll on wild birds has been particularly high, though difficult to quantify. Some species, previously spared, have experienced mass mortality events, with potential long-term consequences. The ongoing viral circulation in wild birds has also fueled large-scale outbreaks in poultry^{1,28} and contributed to repeated spillovers in wild and domestic mammals^{3–6}, highlighting the role of wild birds in cross-species transmission. The rising incidence of HPAI H5 viruses in mammals is particularly alarming²⁹, as it raises concerns about viral adaptation to these hosts, posing risks to public health.

Wild birds have emerged as both victims and vectors of HPAI H5 viruses, experiencing unprecedented mortality while driving the virus's spatial dispersion and seeding outbreaks in poultry and mammals. A better understanding of their role in this global panzootic is therefore essential to study these new viral dynamics and gain broader insights into HPAI H5 epidemiology. In this review, we systematically examine the ecological and evolutionary studies of HPAI H5 viruses in wild birds since 2020 to trace the global routes of viral dissemination. We identify key wild bird species involved, examining infection patterns, mortality and asymptomatic cases, as well as transmission pathways linked with their ecological behaviors. Finally, we identify major research gaps that hinder a full understanding of wild birds' role in HPAI dynamics - gaps that must be addressed to improve effective surveillance and prevention strategies.

Global dissemination routes of HPAI H5 viruses via wild birds

Spatial spread in Eurasia in 2020-2023

In summer 2020, HPAI H5 viruses were detected in North Asia (Russia, Kazakhstan)^{30,31}, with viruses likely originating from North Africa or the Middle East^{25,32,33} (Fig. 1). North Asia has likely been acting as a key viral hub, due to its role as a major breeding ground for many migratory bird populations and its location at the intersection of multiple flyways^{33,34}. Phylogeographic analyses indicated that by autumn 2020, viruses had disseminated widely from North Asia to Central Asia (China)^{30,31,33,35–38}, East Asia (Japan and South Korea)^{33,39}, South Asia³⁸ and Europe^{32,40–42,30,43,44,39,38,31,33,34,25,44} (Fig. 1). Similar dissemination patterns from North Asia to East Asia^{45–48} and Europe^{25,49,50} were reported in autumn 2021 and 2022. Eastward viral movements from Europe to Asia were also documented, with viruses detected in North, Central and East Asia in autumn 2020 found closely related to

European ones^{30,31,33,35–39,51–54}, a pattern repeated in autumn 2021^{36,54–57} and 2022⁵⁸ (Fig. 1). Frequent bidirectional viral circulation between Central and East Asia in 2020-2023 was also supported by phylogeographic analyses, potentially in both autumn and spring^{30,31,34,37,38,59}. These extensive viral disseminations in Eurasia were closely and timely aligned with wild bird migrations^{34,38,60}. In the Northern Hemisphere, migration is often categorized into autumn movements, when birds travel from breeding to more southerly wintering grounds, and spring movements when they return to breeding grounds. Birds engaging in these journeys while infectious have thus the potential to disseminate viruses along their routes.

Among wild birds, Anatidae, particularly dabbling ducks, have been considered as primary drivers of viral spread in Eurasia. Movement tracking of infected mallards (*Anas platyrhynchos*) in China showed it was capable of movements while infected⁶¹ and other individuals were found alive while infected across Eurasia, with or without clinical signs^{62–67}. Other species found alive while infected in Eurasia included Eurasian wigeons (*Mareca penelope*)^{63–65,67–69}, Eurasian teals (*Anas crecca*)^{62,67,69,70}, spot-billed ducks (*Anas poecilorhyncha*), northern pintails (*Anas acuta*), falcated teals (*Mareca falcata*)⁶² and northern shovelers (*Spatula clypeata*)⁶⁹. In East Asia, phylodynamic analyses showed whooper swans (*Cygnus cygnus*) could have played an important role in viral introductions^{30,47}, while phylogeny suggest hooded cranes (*Grus monacha*) could be involved in regional dissemination⁷¹. Geese also appeared involved in viral movements in Europe as barnacle (*Branta leucopsis*), greylag (*Anser anser*), and pink-footed (*Anser brachyrhynchus*) geese were alive while infected, with or without clinical signs^{63–65,67}.

Following viral introductions from North Asia into Europe, cases in migratory Anatidae surged around October of each year^{32,40,49,50}. Cases were particularly clustered along the coasts of the Wadden and Baltic seas in Germany, the Netherlands, the United Kingdom (UK) and Denmark^{32,40,49,50}, though dependent on surveillance efforts. This region seemed important for further dissemination across Europe in 2020-2022^{25,32,34,39,44,72,73}, while extensive viral diffusion was observed with cases reported in Iceland, Svalbard, and Jan Mayen islands for the first time in 2022^{50,73}.

Intercontinental spread to North America in 2021-2022

In December 2021, HPAI H5 viruses were detected in Canada²². Phylogeographic analyses revealed multiple introductions from Europe across the Atlantic Ocean in 2021^{25,34,54,59,72,74,75} and 2022^{75–77} (Fig. 1), probably occurring in two stages. First, birds migrating from European wintering grounds to northern breeding grounds (Iceland, Greenland) may have carried the virus^{22,73,76}. Transmission could then have occurred to birds breeding in these areas but wintering in North America. Several species could have played a role in this intercontinental spread, at least partially, including Eurasian wigeons, barnacle geese, great skuas (*Stercorarius skua*) or black-headed gulls (*Chroicocephalus ridibundus*), that were notably found as vagrants from Europe in Canada²². In parallel, multiple viral introductions occurred on the Pacific coast of North America in 2022, likely originating from East Asia, supported by phylogeographic analyses^{25,75,78–80}. Bidirectional viral flow through the Pacific seemed to occur as viruses detected in East Asia in autumn 2022 were closely related to those in North America⁴⁶. Various species moving between both continents were suggested as possible vectors, although evidence remains limited⁷⁹.

Following introduction, HPAI H5 viruses rapidly spread across North America (Fig. 1)^{19,72,74,75,79,80}, mostly those introduced on the Atlantic coast, with Anatidae considered primary drivers. Movement tracking of infected mallards and lesser scaups (*Aythya affinis*) showed their ability to move while infected^{81,82}. Other species found alive while infected include mallards, American green-winged teals (*Anas crecca carolinensis*), American wigeons (*Mareca americana*), northern pintails, American black ducks (*Anas rubripes*), cackling geese (*Branta hutchinsii*) and snow geese (*Anser caerulescens*)^{74,80,83,84}. A spatial transmission modelling study also suggested that other species, like pelicans, may have contributed to viral spread⁸⁵.

Dissemination to Central and South America in 2022-2023

From late 2022, HPAI H5 viruses reached Central and South America via multiple independent viral introductions from North America to Colombia, Peru, Ecuador and Venezuela, as shown by phylogeographic analyses^{23,86–89} (Fig. 1). These introductions coincided with autumn migrations to South American wintering grounds⁹⁰, although the specific species involved remain unclear. The introduction to Peru was particularly impactful, leading to regional spread within Peru and Chile and mass mortality in wild birds and marine mammals^{23,91–93}. Subsequent viral dissemination occurred in 2023 to Uruguay^{88,94,95}, Argentina^{6,96,97} and Brazil^{91,98,99}, as

shown by phylogeographic analyses or phylogeny. By late 2023, HPAI H5 viruses have spread from South America to the subantarctic region^{2,100,101}. Brown skuas (*Stercorarius antarcticus*) and giant petrels (*Macronectes* spp.) were among the first affected species and could have contributed to the introduction in this region^{100,101}. Other seabird species with migratory connectivity to the South American coast may also have played a role¹⁰².

Circulation in Africa in 2020-2023

HPAI H5 viruses were also reported in Africa in 2020-2023, although available data remain limited. Initial viral introductions were detected in West Africa, notably in Senegal and Nigeria in late 2020, likely originating from Europe via autumn migration, as shown by phylogeographic analyses (Fig. 1)^{25,44,54,103,104}. In Nigeria, white storks (*Ciconia ciconia*) and ruffs (*Calidris pugnax*), both migrants from Europe to Africa, were found healthy while infected, suggesting their possible role in viral introduction¹⁰⁴. Viruses detected in wild birds in Egypt in 2021 were also closely related with those circulating in Europe¹⁰⁵.

Evidence of viral dissemination within Africa has been observed, as viruses detected in southern Africa and Nigeria in 2021-2022 were genetically linked to those from Senegal in late 2020 and early 2021^{103,104}. In Nigeria, intra-African migratory species such as African jacanas (*Actophilornis africanus*), and resident birds like white-faced whistling ducks (*Dendrocygna viduata*), spur-winged geese (*Plectropterus gambensis*) and square-tailed nightjars (*Caprimulgus fossii*) were found healthy while infected, indicating potential for local viral dissemination¹⁰⁴. Backflow of viruses from Africa to Europe also likely occurred via spring migration in 2020-2023, as shown by phylogeographic analyses, although less documented (Fig. 1)^{54,59,106}.

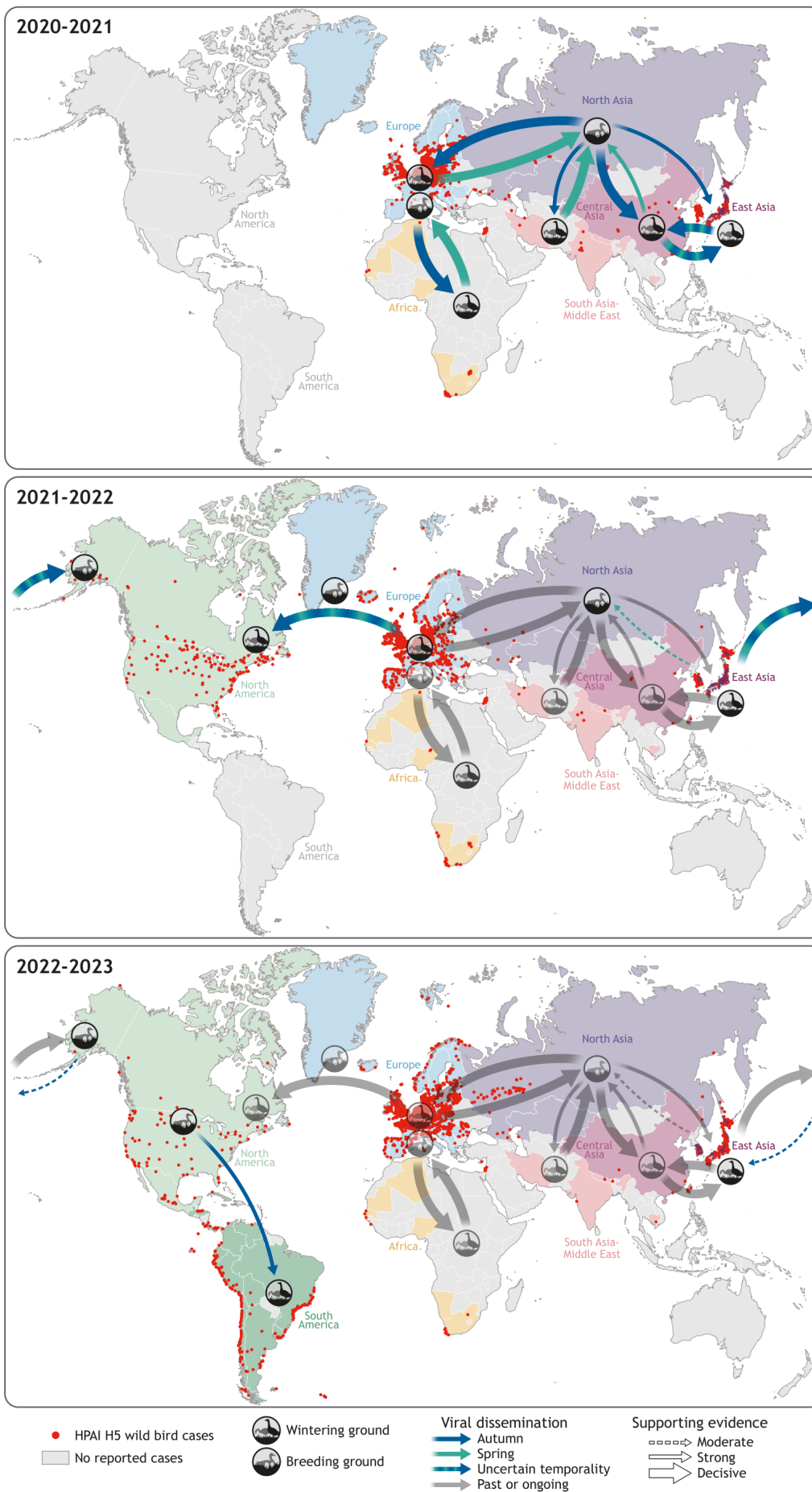


Figure 1. Global dissemination routes of HPAI H5 viruses via wild birds from 2020 to 2023. Red dots represent HPAI H5 cases (H5Nx, H5N8, H5N1) in wild birds, as reported to World Animal Health Information System (WAHIS) of the World Organization for Animal Health. A case has been defined as a reported case in a wild bird species, per location and per month, as reported to WAHIS. Each map shows an epidemiological season, defined from October 1st to September 30th (extended to the end of 2023 for the 2022-2023 wave). Regions were defined on epidemiological, geographical and ecological criteria. Arrows represent viral dissemination linked to wild bird movements based on the systematic literature review, with shape showing different levels of evidence based on phylogenetic (moderate) or phylogeographic analysis (strong support: Bayes Factor (BF) <100; decisive support: BF>100). Links to bird migratory networks were made based on temporality as well as ecological criteria. Black icons indicate major breeding and wintering grounds shared by various species. Grey arrows represent previously observed viral movements that could still be ongoing in the current season.

Impacts of HPAI H5 viruses on wild bird populations

Unprecedented mortalities in colonial breeding birds

HPAI H5 viruses have caused unprecedented mortality in colonial breeding birds, particularly from summer 2022 with many species reported infected for the first time²⁷. Quantifying the full impact is challenging, as a single reported case could represent thousands of infected birds (Fig. 2A, Table 1), and many events likely went unreported. Among seabirds, northern gannets (*Morus bassanus*) were among the most severely affected species⁶⁵, with approximately 75% of North Atlantic colonies impacted in summer 2022¹⁰⁷ (Fig. 2F, 2G, Table 1). In Europe, several colonies were affected including Scotland, with a 70% reduction in colony size and a 75% decline in breeding success¹⁰⁷, and France, with adult mortality exceeding 58% and 67% for chicks¹⁰⁸. In North America, 11.5% of the population was lost with reproductive success dropping to 17% in one colony^{109–111}. Russian colonies also underwent a 40% decline in inhabited nests¹¹². Despite these severe losses, recovery signs have emerged, with birds developing antibodies and iris color changes potentially indicating prior infection^{107,108,112,113}. Other seabird species experienced significant mortality (Table 1), like great skuas, in Great Britain in summer 2021 and 2022, with

up to 11% breeding population decline¹¹⁴. Common murre (*Uria aalge*), Atlantic puffins (*Fratercula arctica*) and razorbills (*Alca torda*)^{109,110,115} were affected in North America, while Peruvian boobies (*Sula variegata*)^{86,89,92,116–118}, Humbolt penguins (*Spheniscus humboldti*)¹¹⁹, and magnificent (*Fregata magnificens*) and great frigatebirds (*Fregata minor*)¹²⁰ suffered losses in South America. Snowy albatrosses (*Diomedea exulans*), gentoo penguins (*Pygoscelis papua*) and brown skuas were affected in the Antarctic region^{2,100,101}, with recoveries after infection observed for this species. In South Africa, African penguins (*Spheniscus demersus*) were also notably impacted¹⁰³.

Laridae species, including terns and gulls, also experienced devastating outbreaks (Table 1). Sandwich terns (*Thalasseus sandvicensis*) were particularly affected in summer 2022, with outbreaks in 60% of European colonies, leading to an estimated 17% loss of the total breeding population¹²¹ (Fig 2D, Table 1). Mortality rates exceeded 30% in some German colonies¹²², while some Dutch colonies saw up to a loss of all breeding adults¹²³. Common terns (*Sterna hirundo*) also had severe losses in summer 2022 in Germany¹²², Great Britain¹²⁴, Canada¹⁰⁹ and Ireland in summer 2023¹²⁵ (Fig 2B, 2C, Table 1). Caspian terns (*Hydroprogne caspia*) lost over 60% of the Lake Michigan population in the United States (US) in summer 2022¹⁹ and more than half a colony on the Pacific coast in summer 2023¹²⁶. Other affected tern species included Arctic (*Sterna paradisaea*), roseate (*Sterna dougallii*)¹²⁵, swift (*Thalasseus bergii*)¹²⁷ and South American terns (*Sterna hirundinacea*)⁶. Among gulls, herring gulls (*Larus argentatus*) were affected in Europe in 2022⁶⁵ while black-headed gulls became particularly affected from early 2023^{26,106,128–130}. Other gulls with significant mortality included great black-headed (*Ichthyophaga ichthyophaga*), Caspian (*Larus cachinnans*)⁵⁸, great black-backed (*Larus marinus*)¹³¹ and kelp gulls (*Larus dominicanus*)^{116,118} as well as black-legged kittiwakes (*Rissa tridactyla*)^{109,110} (Fig. 2H, Table 1). The emergence of a new HPAI H5N1 genotype, which likely emerged from a reassortment with a gull-adapted low pathogenic virus, may have contributed to the high severity of populational impacts^{25,129}. Differential survival between adults and chicks in gulls^{124,126} and terns^{121,127}, suggests possible acquired immunity, supported by H5 antibodies detection in herring gulls¹³². In summer 2023, Sandwich terns in the UK showed low mortality, also pointing out possible immune protection¹²⁵.

Several waterbird species experienced significant population losses in 2020-2023 (Table 1). Dalmatian pelicans (*Pelecanus crispus*) lost around 60% of a colony in Greece in early 2022^{133,134} with additional die-offs in Russia⁷⁰. Peruvian pelicans (*Pelecanus thagus*) experienced significant mortality along the coasts of Peru and Chile from late 2022^{23,86,87,89,92,116–118}, while great white pelicans (*Pelecanus onocrotalus*)^{44,135,136} and American white pelicans (*Pelecanus erythrorhynchos*)^{19,83} were also impacted. Cormorants were also heavily affected, like Cape cormorants (*Phalacrocorax capensis*) that lost an estimated 30% of their population in Southern Africa^{103,137}. Guanay cormorants (*Leucocarbo bougainvillorum*) suffered heavy losses in Peru and Chile^{92,116,118}, double-crested cormorants (*Nannopterum auritum*) in North America^{19,83,109}, and great cormorants (*Phalacrocorax carbo*) in the Baltic region, though with probable limited population-level impacts¹³². In cranes, hooded cranes (*Grus monacha*) lost about 10% of their population in Japan and Korea⁷¹ while common cranes (*Grus grus*) suffered high losses in Israel¹³⁵. Black necked grebes (*Podiceps nigricollis*) also experienced significant mortality in China^{138,139} and Canada⁸³.

Mortalities in other wild bird groups

Other wild bird groups, including Anatidae, raptors, and land birds, were also affected with many species reported infected for the first time. Mortality per outbreak was generally lower than in colonial breeding birds due to less gregarious behaviors, but impacts could still have been substantial for long-lived species like raptors.

Anatidae showed the most reported cases (Fig. 2A), with mute swans (*Cygnus olor*) and geese, especially barnacle and greylag geese among the most reported species in Europe in 2020-2023 with more than 850, 950 and 650 reported cases respectively^{63–65,131,140–144}. In the UK, a massive die-off of barnacle geese caused a 32% population loss, while a high percentage of survivors developed antibodies¹⁴⁵. In North America, snow geese were particularly affected with more than 18,000 cases reported in 2021-2023, and so were Ross's (*Anser rossii*) and Canada (*Branta canadensis*) geese with around 950 and hundreds of reported cases, respectively^{19,75,83,110,146}. Among dabbling ducks, Eurasian wigeons and mallards were frequently reported in Europe^{32,40,49,143}, while lesser scaups were notably affected in the US with around 1,500 reported cases¹⁹. In North America, common eiders (*Somateria mollissima*), a colonial sea duck considered near threatened,

experienced severe impacts on the Atlantic coast in summer 2022, with mortality rates reaching up to 18% in a single colony^{83,109,147}.

Raptors were also significantly affected, with common buzzards (*Buteo buteo*) and peregrine falcons (*Falco peregrinus*) among the most reported raptor species in Europe, with more than 300 and 70 reported cases, respectively^{63–65,131}. White-tailed sea eagles (*Haliaeetus albicilla*) also experienced notable losses in Norway and Germany^{148,149}, while bald eagles (*Haliaeetus leucocephalus*) were affected in North America with more than 400 cases^{19,75,150}. Colonial raptors were also affected, including griffon vultures (*Gyps fulvus*) in France and Spain¹⁵¹ (Fig. 2E), turkey vultures (*Cathartes aura*) in Chile^{86,118}, and black vultures (*Coragyps atratus*) in North America with more than 1,900 cases^{19,75}. In griffon vultures, immobility was observed, with high juvenile mortality, while many adults survived and developed antibodies¹⁵¹. Great horned owls (*Bubo virginianus*) were also affected and some showed signs of recovery^{75,152}.

Among land birds, corvids were particularly impacted. Hundreds of large-billed crows (*Corvus macrorhynchos*) died in Japan¹⁵³. Similarly, American crows (*Corvus brachyrhynchos*) were highly affected⁷⁵, with over 500 cases reported in Canada¹¹⁰. Mortality was also observed in game birds, including common pheasants (*Phasianus colchicus*) in Finland¹⁵⁴ and wild turkeys (*Meleagris gallopavo*) in the US¹⁵⁵.

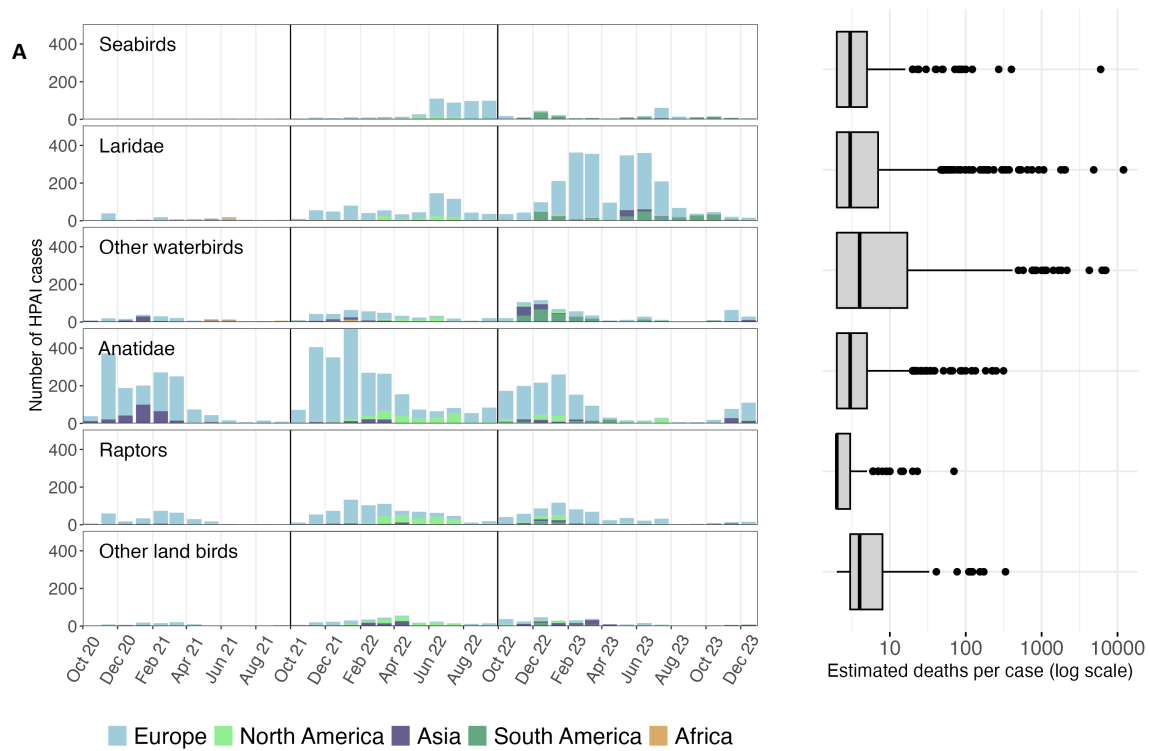


Figure 2. Impact of HPAI H5 viruses in wild bird populations from 2020 to 2023.

Top panel: A. Bar plots represent the temporal distribution of HPAI H5 cases (H5Nx, H5N8, H5N1) in wild birds, as reported to World Animal Health Information System (WAHIS) of the World Organization for Animal Health. A case has been defined as a reported case in a wild bird species, per location and per month, as reported to WAHIS. Seasons were defined from October 1st to September 30th (extended to the end of 2023 for the 2022-2023 wave). Species were categorized into six groups based on taxonomic, epidemiological, and ecological criteria: Seabirds (excluding Laridae), Laridae, Other waterbirds, Anatidae, Raptors, and Other land birds (Extended Data Table 1). The boxplot represents the estimated number of dead birds per case reported in WAHIS for each wild bird group. It shows that quantitative aspects of mortality are not well represented like in mass mortality events, where one case could truly represent thousands. Bottom panel: Pictures of wild birds affected by HPAI H5 viruses: B. Juvenile common tern with abandoned eggs in France in summer 2023 (Source: Bernard Cadiou), C. Common tern in France in summer 2023 (Source: Yann Jacob), D. Juvenile Sandwich tern in France in summer 2023 (Source: Bernard Cadiou), E. Griffon vulture in France in summer 2022 (Source: Robert Straughan), F,G. Northern gannets in France in summer 2022 (Source: Pascal Provost), H. Black-legged kittiwakes in Norway in summer 2023 (Source: Pierre-Yves Henry).

Ecological drivers of HPAI H5 infections in wild birds

Identifying the mechanisms by which wild birds become infected with HPAI H5 viruses is often challenging. However, certain ecological behaviors, such as migrations, breeding and feeding, can help explain patterns of exposure and transmission. Migratory birds, especially Anatidae, have played a key role in the long-distance spread of HPAI H5 viruses^{34,60,156}. Critical nodes along their migratory routes—breeding, wintering, and stopover grounds—likely facilitated virus transmission through increased interspecies contact, environmental contamination, viral circulation, and reassortments^{30,53,61,62,69,71,81,133,138,157}. However, the significant impacts during summer months, when birds are largely sedentary, and occurrences in non-migratory species suggest that additional regional transmission mechanisms were also at play¹⁵⁸.

Certain species, such as gulls and skuas, may have acted as bridge hosts. Their opportunistic feeding or kleptoparasitic behaviors likely increased both their risk of exposure and their potential to disseminate the virus between colonies and into previously unaffected areas^{100,101,107,108,121,124,159,160}. Connectivity between colonies likely further promoted viral dissemination, facilitating inter-colonial transmission in species such as Sandwich terns^{121,123}, great cormorants¹³², great skuas¹¹⁴, and gannets, with both breeding and non-breeding individuals observed visiting other colonies during outbreaks for this species^{107,108,111–113,159}.

Once introduced into dense breeding colonies, HPAI H5 viruses may have spread rapidly due to close contacts between individuals^{122,124,126,131,133,145}. For example, ground-nesting cormorant colonies were significantly more affected than tree-nesting ones, likely due to their higher colony densities¹³². Decomposing carcasses further contributed to environmental contamination and may have acted as secondary sources of infection^{122,145,161}, as observed in terns and sanderlings^{6,95}.

Predation or scavenging of infected preys appeared to be a major infection route for raptors, given their dietary habits, and is supported by field observations, spatiotemporal clustering of cases and genetic analyses^{47,71,84,92,132,145,146,148–150,152,153,162–165}. This route is also probable in predatory or scavenging seabirds, such as skuas, gulls, frigatebirds, albatrosses, and petrels^{6,100,101,114,124,126,160}, as well as for land birds, notably corvids^{164–166}.

Discussion

Insights on the HPAI H5 panzootic

We identified the major global transmission routes of HPAI H5 viruses via wild birds, which are critical for understanding viral ecology and anticipating where and when viruses might spread, thereby informing future risk assessments. These routes have shown strong alignment with migratory patterns^{34,38,60}, though predicting them remains challenging due to variability across species, seasons and regions. However, certain areas, including North Asia and Europe, have consistently emerged as key viral hubs for both maintenance and onward spread^{17,18,72,167,168}. Proximity to major migratory flyways and critical habitats such as breeding, wintering and stopover grounds has been associated with increased risk of exposure^{53,156,169}. These regions therefore represent valuable targets for enhanced surveillance and

may serve as sentinel sites to monitor viral evolution, provided that species-specific migration routes and timings are taken into account¹⁷⁰.

Identifying the species responsible for both long-range and local spread remains complex. Dabbling ducks and other Anatidae species have frequently been identified as primary drivers of intercontinental spread^{13–16,168}. Local maintenance and shorter-distance transmission may have involved other groups, such as gulls, whose roles remain less well defined. Continued targeted sampling of live birds is essential to detect asymptomatic carriers that may contribute to viral dissemination¹⁷⁰.

Importantly, this panzootic has affected an unprecedented diversity of wild bird species, including many not previously reported infected by HPAI H5 viruses²⁷, raising serious conservation concerns. Colonial breeding species, such as seabirds or terns, have suffered mass mortality events, resulting in sharp population declines and probable disruptions of colony social structures. Long-lived species with low reproduction rates, restricted geographic ranges or threatened status are particularly at risk, as outbreaks may have caused long-term effects on their populations. The breadth of affected species also raises broader ecological concerns, suggesting an expansion of the virus's host range and the emergence of novel wild bird reservoirs capable of sustaining viral circulation. This may help explain the unusual persistence of HPAI H5 viruses throughout the year in multiple regions—a major difference from patterns observed in previous epizootics—although the underlying mechanisms remain poorly understood¹⁵⁸. Increased viral circulation has also led to repeated spillover events into poultry^{1,28}, and into both domestic and wild mammals^{3–6}. Both terrestrial and marine mammals have been affected, including large-scale mortality events among marine mammals in South America^{6,23,171}. Reports of probable mammal-to-mammal transmission raise additional concerns about the virus's adaptation to new hosts, including humans^{3,4,6,23}. These developments underscore the urgent need for continued research and international collaboration to mitigate the impacts of HPAI H5 viruses on wildlife, poultry and public health, while enhancing preparedness for future epizootics.

Challenges and future directions

Despite the insights gained through this systematic literature review, many aspects of the epidemiology of HPAI H5 viruses and their relationship with wild bird ecology remain poorly understood. Key questions persist, such as the specific roles

different species play in maintaining and disseminating the virus, why certain populations have experienced massive die-offs while others have been relatively spared or why some regions, like Oceania, have so far remained unaffected¹⁷². A major limitation lies in the nature of the available data. Current knowledge is largely derived from surveillance networks, which are highly variable in geographic coverage, temporal resolution, and methodological consistency. These networks are further shaped by factors including species detectability, habitat accessibility, conservation status, perceived epidemiological relevance, and levels of public awareness. As a result, substantial sampling biases exist both within and between countries, complicating efforts to interpret findings as representative of broader patterns.

Moreover, only a fraction of wild bird cases is reported in public databases, and reporting practices vary across regions due to inconsistent case definitions and diagnostic criteria. These discrepancies hinder cross-regional comparisons and contribute to an incomplete understanding of outbreak extent and severity. Standardizing case definition, reporting protocols, and data sharing practices would greatly improve data comparability, transparency, and overall surveillance effectiveness.

Genetic data have proven essential for monitoring viral evolution and reconstructing transmission dynamics through phylogenetic and phylodynamic approaches. However, sequence availability from wild birds remains limited and uneven, introducing significant biases and underrepresenting certain host species and regions. The already complex picture of viral spread^{173,174}, is further complicated by frequent reassortment events and the co-circulation of multiple genotypes^{25,75,175}, making it challenging to clearly delineate transmission pathways.

Mortality and survival data are also frequently incomplete or entirely lacking, especially for mass mortality events, resulting in large underestimation of true impacts¹⁷⁶. Even when such data are available, they rarely provide sufficient detail to assess long-term demographic or species-level consequences. More comprehensive studies are needed to evaluate the ecological effects of outbreaks, particularly on vulnerable species^{177–179}. Moreover, critical information is frequently reported in grey literature rather than peer-reviewed sources¹⁸⁰, meaning that literature reviews alone may fail to fully capture the scale of impacts on wild bird populations.

Identifying the key species involved in viral maintenance and dissemination remains particularly challenging. In most studies, infection status and movement data are not integrated^{102,108,111,113,126}, limiting our ability to determine whether—and to what extent—specific species contribute to transmission^{61,81,82}. Integrative approaches that combine genetic, epidemiological, ecological and movement data offer promising avenues to gain deeper insights into species-specific roles and transmission routes^{30,47,72,168}. Experimental infection studies can provide valuable complementary insights into host susceptibility and immune responses, although practical and ethical constraints often limit their applicability^{166,181–183}. Overcoming these challenges will require strengthened surveillance systems, integrated data infrastructures, and enhanced coordination across disciplines and institutions.

Methods

Spatio-temporal analysis of wild bird cases

To assess the impacts of HPAI H5 viruses on wild birds in 2020-2023, we conducted a spatiotemporal analysis of reported cases using data from the WAHIS platform¹³⁶. Within the study period, three seasons were defined: 2020-2021, 2021-2022 and 2022-2023, ranging from October 1st to September 30th of the following year (extended to the end of 2023 for the 2022-2023 wave), consistent with the seasonality adopted by EFSA¹²⁹. Due to the limited clade-specific information available in the WAHIS database and the predominance of H5N8 and H5N1 subtypes in reported cases since 2020 (Extended Data Fig. 1)²⁶, we restricted our analysis on these two subtypes and added H5Nx in case of incomplete subtyping. A case has been defined as a reported case in a wild bird species, per location and per month, as reported to WAHIS. This definition does not account for the quantitative aspects of mortality, notably in mass mortality events. Wild birds were categorized into six groups based on taxonomic, epidemiological, and ecological criteria: Seabirds (excluding Laridae), Laridae, Other waterbirds, Anatidae, Raptors, and Other land birds (Extended Data Table 1).

Systematic literature review

In parallel, we conducted a systematic literature review following the PRISMA-ScR (Preferred Reporting Items for Systematic Reviews and Meta-Analyses Extension for Scoping Reviews) guidelines¹⁸⁴. The search was conducted in two

databases (PubMed and Web of Science) and was last updated on November 2024. The Boolean query combined two groups of keywords ("wild birds" and "HPAI"), linked by the Boolean operator "AND," with keywords within each group connected by the operator "OR" (Extended Data Fig. 2). Searches were restricted to titles and abstracts in all databases. To focus on recent HPAI epizootics, the search included only publications from 2020 onward. Only English written articles published in indexed scientific journals were considered. Articles underwent a two-step screening process for inclusion in the final analysis. The first screening assessed titles and abstracts, while the second evaluated full texts. In both screenings, articles had to meet the following criteria: (1) investigate HPAI H5 viruses, specifically the H5N1 or H5N8 subtypes; (2) focus on events occurring from October 2020 to the end of 2023; (3) analyze the spatial spread of HPAI H5 viruses, assess its impact on wild birds or evaluate infection and transmission pathways. Literature reviews were excluded. Primary and secondary screenings were conducted independently by two authors, using a conservative approach in cases of disagreement. To identify additional relevant articles, we employed a snowball sampling technique to include cited articles not captured in the initial search (Extended Data Fig. 2). Data extraction was performed on the remaining articles, focusing on two key aspects: (1) the spatial spread of HPAI and its links to wild bird movements, (2) infection and transmission pathways in wild birds, as well as the resulting mortality or impacts on their populations.

Table 1. Major mortality events caused by HPAI H5 viruses in seabirds, Laridae and other waterbirds. Most events were identified through the literature review but some substantial events were added through cases declared in WAHIS (* denotes that the number of deaths was based on estimations from WAHIS). N_dead represents the estimated number of deaths.

Groups	Species	IUCN status	Location	Period	Impact on populations	References
Seabirds	Northern gannet (<i>Morus bassanus</i>)	Least Concern	North Atlantic	Summer 2022	75% of colonies affected (41/53)	107
			Scotland	Summer 2022	<u>Bass Rock:</u> Colony 71% smaller compared to last full count, 3% of breeding adults dead, 75% decline in breeding success N_dead=3,761-5,035	107,124,179

					<u>Alderney:</u> N_dead = 3,500-4,300 <u>Faroe islands:</u> 7% mortality <u>Sule Skerry:</u> 6% mortality	
			France	Summer 2022	<u>Rouzig:</u> 54% decline of apparently occupied sites 58-87% breeding adult mortality 67-94% chick mortality	108
			Ireland	Summer 2022	<4% dead birds N_dead= 1,526	185
			Germany	Summer 2022	8.7% of adult mortality in a colony (N_dead=1,645)	122
			The Netherlands	Summer 2022	32.8%–90% of mortality (N_dead =2,215)	131
			Canada (Atlantic coast)	Summer 2022	11.5% loss of the North American breeding population (N_dead=25,669) <u>Île Bonaventure:</u> 3.4% mortality <u>Rochers aux Oiseaux:</u> 9.9% mortality 58% decline in the number of apparently occupied sites <u>Cape St-Mary's:</u> 17% of reproductive success (lowest recorded since 1970)	109,111
			Russia (Barents Sea)	Summer 2022	41.5% decrease in inhabitable nests	112
	Peruvian booby (<i>Sula variegata</i>)	Least Concern	Chile, Peru	Late 2022	Peru: 3.96% of population affected (N_dead=47,531)	86,89,92,116–118
	Great skua (<i>Stercorarius skua</i>)	Least Concern	Scotland	Summer 2021	>10% of breeding adults dead	114
			Great Britain	Summer 2022	11% of the breeding population of Great Britain 7% of the world population (N_dead=2,200)	124
	Brown skua (<i>Stercorarius antarcticus</i>)	Least Concern	Antarctic region	Late 2023	(N_dead=77)	2,100
	African penguin (<i>Spheniscus demersus</i>)	Critically Endangered	South Africa	Late 2021	N_dead>200	103
			South Africa	Summer-Late 2022	N_dead=60	103
	Humboldt penguin (<i>Spheniscus humboldti</i>)	Vulnerable	Chile	Late 2023	N_dead=3,000	119
	Gentoo penguin	Least Concern	Antarctic region	Late 2023	N_dead=38	100

	(<i>Pygoscelis papua</i>)					
	Common murre (<i>Uria aalge</i>)	Least Concern	Canada (Atlantic coast)	Summer 2022	N_dead=8,133 <0.5% of the breeding population	109
	Magnificent frigate (<i>Fregata magnificens</i>)	Least Concern	Ecuador	Late 2023	N_dead=6,000	120
	Great frigate (<i>Fregata minor</i>)	Least Concern	Ecuador	Late 2023	N_dead=1,000	120
	Snowy albatross (<i>Diomedea exulans</i>)	Vulnerable	Antarctic region	Late 2023	N_dead=58	100
	Atlantic puffin (<i>Fratercula arctica</i>)	Vulnerable	Canada (Atlantic coast)	Summer 2022	N_dead=282	109
	Razorbill (<i>Alca torda</i>)	Least Concern	Canada (Atlantic coast)	Summer 2022	N_dead=119	109
Laridae	Sandwich tern (<i>Thalasseus sandvicensis</i>)	Least Concern	Europe	Summer 2022	HPAI confirmed in 60% of colonies (39/65) >17% of the total breeding population (N_dead=20,531)	121,136
			Germany	Summer 2022	>30% adult mortality in 3 colonies (sum of 5 colonies: N_dead>9,497)	122
			Brazil	Summer 2023	N_dead=343*	136
			The Netherlands	Summer 2022	>99% mortality in 6 colonies (sum of 10 colonies: N_dead=8,001) 17.2-90% of mortality	123,131
	Common tern (<i>Sterna hirundo</i>)	Least Concern	Germany	Summer 2022	>37% adult mortality in 2 colonies (sum of 3 colonies: N_dead=2,316)	122
			Ireland	Summer 2023	17% adult mortality in one colony (sum of 3 colonies: N_dead=1,788)	125
	Caspian tern (<i>Hydroprogne caspia</i>)	Least Concern	Russia (Caspian Sea)	Summer 2022	N_dead=5,641	58
			United States (Lake Michigan)	Summer 2022	62% of mortality (N_dead=1,240)	19
			United States (Pacific coast)	Summer 2023	Rat island: 53-56% of adult mortality (N_dead=1,101) Pacific : 10-14% of adult mortality (N_dead=1,529)	126
	Arctic tern (<i>Sterna paradisaea</i>)	Least Concern	Ireland	Summer 2023	sum of 3 colonies: N_dead=48	125
	Roseate tern (<i>Sterna dougallii</i>)	Least Concern	Ireland	Summer 2023	sum of 3 colonies: N_dead=65	125
	Swift tern (<i>Thalasseus bergii</i>)	Least Concern	South Africa	Summer 2023	N_dead=82	127
	Royal tern (<i>Thalasseus maximus</i>)	Least Concern	Gambia	Early 2023	N_dead=336*	136
	South American tern (<i>Sterna hirundinacea</i>)	Least Concern	Argentina	Late 2023	N_dead=400	6
	Tern species		Great Britain	Summer 2022	hundreds	124

	Tern species		Canada (Atlantic coast)	Summer 2022	N_dead=74	109
	Black-headed gull (<i>Chroicocephalus ridibundus</i>)	Least Concern	Europe	2023	N_dead>5,000*	26,106,128–130 136
			Germany	Summer 2022	2.1% adult mortality in one colony (sum of 2 colonies: N_dead=752)	122
	Great black-backed gull (<i>Larus marinus</i>)	Least Concern	The Netherlands	2020-2021	N_dead=137 (0.01–5.4% of population)	131
			The Netherlands	2021-2022	N_dead=372 (1.4–14.8% of population)	131
	Black-legged kittiwake (<i>Rissa tridactyla</i>)	Vulnerable	Canada (Atlantic coast)	Summer 2022	N_dead=251	109,110
			Norway	Summer 2023	N_dead=12,000*	136
	Great black-headed gull (<i>Ichthyaetus ichthyaetus</i>)	Least Concern	Russia (Caspian Sea)	Summer 2022	N_dead=25,157	58
	Caspian gull (<i>Larus cachinnans</i>)	Least Concern	Russia (Caspian Sea)	Summer 2022	N_dead=3,507	58
	Kelp gull (<i>Larus dominicanus</i>)	Least Concern	Chile	Late 2022-2023	N_dead=54	116,118
	Gull species		Canada (Atlantic coast)	Summer 2022	N_dead=2,326	109
	Grey gull (<i>Leucophaeus modestus</i>)	Least Concern	Peru	Summer 2023	N_dead=745*	136
	Mediterranean gull (<i>Ichthyaetus melanocephalus</i>)	Least Concern	France	Summer 2023	N_dead=309*	136
	Brown-headed gull (<i>Chroicocephalus brunnicephalus</i>)	Least Concern	China	Summer 2022	N_dead=234*	136
Other waterbirds	Great white pelican (<i>Pelecanus onocrotalus</i>)	Least Concern	Senegal	Early 2021	8.4% of mortality (N_dead=750)	44
			Mauritania	Early 2021	N_dead=495*	136
			Israel	Late 2021	Hundreds	135
	Dalmatian pelican (<i>Pelecanus crispus</i>)	Near Threatened	Greece	Early 2022	60% of mortality (N_dead=1,734)	133,134
	American white pelican (<i>Pelecanus erythrorhynchos</i>)	Least Concern	United States	2021-2023	N_dead=1,050 N_dead=1,025	19
			Canada	Summer 2022	N_dead<100	83
	Peruvian pelican (<i>Pelecanus thagus</i>)	Near Threatened	Peru, Chile	Late 2022	13.4 – 25.3 % of Peruvian population (N_dead= 21,199) 2.11–21.2 % of total population	23,86,87,89,92,116–118
	Guanay cormorant (<i>Leucocarbo bougainvillorum</i>)	Near Threatened	Peru, Chile	Late 2022	0.58–1.16% of total population 1.13–1.39 % of Peruvian population (N_dead= 28,921)	92,116,118

	Cape cormorant (<i>Phalacrocorax capensis</i>)	Endangered	South Africa, Namibia	Late 2021 – Early 2022	30% of breeding population (N_dead= 24,000)	103,137
	Double-crested cormorant (<i>Nannopterum auritum</i>)	Least Concern	United States, Canada	2021-2023	N_dead=920 N_dead=580 + other mass mortalities	19,83
	Great cormorant (<i>Phalacrocorax carbo</i>)	Least Concern	Europe	Summer 2021-2022	N_dead=1,700	132
	Common crane (<i>Grus grus</i>)	Least Concern	Israel	Late 2021	N_dead=10,000	135
	Hooded crane (<i>Grus monacha</i>)	Vulnerable	Japan, Korea	Late 2022	N_dead=1,476, N_dead=221 10% of population lost	71
	Black necked grebe (<i>Podiceps nigricollis</i>)	Least Concern	China	Summer 2021	N_dead=4,000	138,139
			Canada	Summer 2022	N_dead<100	83
	Western grebe (<i>Aechmophorus occidentalis</i>)	Least Concern	Canada	Summer 2022	N_dead<100	83
	American coot (<i>Fulica americana</i>)	Least Concern	United States	2021-2023	N_dead=250, N_dead=160	19
	Great egret (<i>Ardea alba</i>)	Least Concern	United States	2021-2023	N_dead=115	19
	James's flamingo (<i>Phoenicoparrus jamesi</i>)	Near Threatened	Argentina	Late 2023	N_dead=220	119

Acknowledgments

We are grateful to Amandine Wanert for creating the schematic overview of the global transmission routes (Fig. 1). We also thank Bernard Cadiou (Bretagne Vivante), Yann Jacob (Bretagne Vivante), Robert Straughan (LPO), Pascal Provost (LPO) and Pierre-Yves Henry (MNHN) for sharing the pictures of affected wild birds (Fig. 2). This work was co-funded by the European Union's Horizon Europe Project 101136346 EUPAHW.

References

1. Swayne, D. E. *et al.* Strategic challenges in the global control of high pathogenicity avian influenza. (2024).
2. Banyard, A. C. *et al.* Detection and spread of high pathogenicity avian influenza virus H5N1 in the Antarctic Region. *Nat. Commun.* **15**, 7433 (2024).
3. Agüero, M. *et al.* Highly pathogenic avian influenza A(H5N1) virus infection in farmed minks, Spain, October 2022. *Eurosurveillance* **28**, 2300001 (2023).
4. Kareinen, L. *et al.* Highly pathogenic avian influenza A(H5N1) virus infections on fur farms connected to mass mortalities of black-headed gulls, Finland, July to October 2023. *Eurosurveillance* **29**, 2400063 (2024).
5. Peacock, T. *et al.* The global H5N1 influenza panzootic in mammals. *Nature* (2024) doi:10.1038/s41586-024-08054-z.
6. Uhart, M. M. *et al.* Epidemiological data of an influenza A/H5N1 outbreak in elephant seals in Argentina indicates mammal-to-mammal transmission. *Nat. Commun.* **15**, 9516 (2024).
7. Kawaoka, Y., Chambers, T. M., Sladen, W. L. & Gwebster, R. Is the gene pool of influenza viruses in shorebirds and gulls different from that in wild ducks? *Virology* **163**, 247–250 (1988).
8. Rowan, M. Mass mortality among European Common terns in South Africa in April–May 1961. **55**, 103–114 (1962).
9. Monne, I. *et al.* Emergence of a Highly Pathogenic Avian Influenza Virus from a Low-Pathogenic Progenitor. *J. Virol.* **88**, 4375–4388 (2014).
10. Ellis, T. M. *et al.* Investigation of outbreaks of highly pathogenic H5N1 avian influenza in waterfowl and wild birds in Hong Kong in late 2002. *Avian Pathol.* **33**, 492–505 (2004).
11. Chen, H. *et al.* H5N1 virus outbreak in migratory waterfowl. *Nature* **436**, 191–192 (2005).
12. Liu, J. *et al.* Highly Pathogenic H5N1 Influenza Virus Infection in Migratory Birds. *Science* **309**, 1206–1206 (2005).
13. Feare, C. J. The Role of Wild Birds in the Spread of HPAI H5N1. *Avian Dis.* **51**, 440–447 (2007).
14. Gilbert, M. *et al.* Anatidae Migration in the Western Palearctic and Spread of Highly Pathogenic Avian Influenza H5N1 Virus. *Emerg. Infect. Dis.* **12**, 1650–1656 (2006).
15. Keawcharoen, J. *et al.* Wild Ducks as Long-Distance Vectors of Highly Pathogenic Avian Influenza Virus (H5N1). *Emerg. Infect. Dis.* **14**, 600–607 (2008).
16. Global Consortium for H5N8 and Related Influenza Viruses. Role for migratory wild birds in the global spread of avian influenza H5N8. *Science* **354**, 213–217 (2016).
17. Lee, D.-H. *et al.* Intercontinental Spread of Asian-Origin H5N8 to North America through Beringia by Migratory Birds. *J. Virol.* **89**, 6521–6524 (2015).
18. Lee, D.-H., Bertran, K., Kwon, J.-H. & Swayne, D. E. Evolution, global spread, and pathogenicity of highly pathogenic avian influenza H5Nx clade 2.3.4.4. *J. Vet. Sci.* **18**, 269–280 (2017).
19. Harvey, J. A., Mullinax, J. M., Runge, M. C. & Prosser, D. J. The changing dynamics of highly pathogenic avian influenza H5N1: Next steps for management & science in North America. *Biol. Conserv.* **282**, (2023).
20. Klaassen, M. & Wille, M. The plight and role of wild birds in the current bird flu panzootic. *Nat. Ecol. Evol.* **7**, 1541–1542 (2023).
21. Wille, M. & Waldenström, J. Weathering the Storm of High Pathogenicity Avian Influenza in Waterbirds. *Waterbirds* **46**, 100–109 (2023).
22. Caliendo, V. *et al.* Transatlantic spread of highly pathogenic avian influenza H5N1 by

- wild birds from Europe to North America in 2021. *Sci. Rep.* **12**, (2022).
23. Leguia, M. *et al.* Highly pathogenic avian influenza A (H5N1) in marine mammals and seabirds in Peru. *Nat. Commun.* **14**, (2023).
 24. EFSA *et al.* Avian influenza overview May - September 2021. *EFSA J.* **20**, (2022).
 25. Fusaro, A. *et al.* High pathogenic avian influenza A(H5) viruses of clade 2.3.4.4b in Europe-Why trends of virus evolution are more difficult to predict. *Virus Evol.* **10**, veae027 (2024).
 26. EFSA *et al.* Avian influenza overview June-September 2023. *EFSA J.* **21**, (2023).
 27. FAO. *AnimalHealth* <https://www.fao.org/animal-health/situation-updates/global-aiv-with-zoonotic-potential/bird-species-affected-by-h5nx-hpai/en> (2024).
 28. Shi, J., Zeng, X., Cui, P., Yan, C. & Chen, H. Alarming situation of emerging H5 and H7 avian influenza and effective control strategies. *Emerg. MICROBES Infect.* **12**, (2023).
 29. Burrough, E. R. *et al.* Highly Pathogenic Avian Influenza A(H5N1) Clade 2.3.4.4b Virus Infection in Domestic Dairy Cattle and Cats, United States, 2024. *Emerg. Infect. Dis.* **30**, (2024).
 30. Li, X. *et al.* Emergence, prevalence, and evolution of H5N8 avian influenza viruses in central China, 2020. *Emerg. MICROBES Infect.* **11**, 73–82 (2022).
 31. Zhang, J. *et al.* Genomic evolution, transmission dynamics, and pathogenicity of avian influenza A (H5N8) viruses emerging in China, 2020. *VIRUS Evol.* **7**, (2021).
 32. EFSA *et al.* Avian influenza overview - update on 19 November 2020, EU/EEA and the UK. *EFSA J.* **18**, (2020).
 33. Zeng, J. *et al.* Spatiotemporal genotype replacement of H5N8 avian influenza viruses contributed to H5N1 emergence in 2021/2022 panzootic. *J. Virol.* **98**, e0140123 (2024).
 34. Li, M. *et al.* Spatiotemporal and Species-Crossing Transmission Dynamics of Subclade 2.3.4.4b H5Nx HPAIVs. *Transbound. Emerg. Dis.* **2024**, (2024).
 35. Xiong, J. *et al.* Emerging highly pathogenic avian influenza (H5N8) virus in migratory birds in Central China, 2020. *Emerg. MICROBES Infect.* **10**, 1503–1506 (2021).
 36. Yang, J. *et al.* Novel Avian Influenza Virus (H5N1) Clade 2.3.4.4b Reassortants in Migratory Birds, China. *Emerg. Infect. Dis.* **29**, 1244–1249 (2023).
 37. Ye, H. *et al.* Divergent Reassortment and Transmission Dynamics of Highly Pathogenic Avian Influenza A(H5N8) Virus in Birds of China During 2021. *Front. Microbiol.* **13**, (2022).
 38. Zhang, G. *et al.* Bidirectional Movement of Emerging H5N8 Avian Influenza Viruses Between Europe and Asia via Migratory Birds Since Early 2020. *Mol. Biol. Evol.* **40**, (2023).
 39. Mine, J. *et al.* Genetics of Japanese H5N8 high pathogenicity avian influenza viruses isolated in winter 2020-2021 and their genetic relationship with avian influenza viruses in Siberia. *Transbound. Emerg. Dis.* **69**, E2195–E2213 (2022).
 40. EFSA *et al.* Avian influenza overview August - December 2020. *EFSA J.* **18**, (2020).
 41. EFSA *et al.* Avian influenza overview December 2020 - February 2021. *EFSA J.* **19**, (2021).
 42. Lewis, N. S. *et al.* Emergence and spread of novel H5N8, H5N5 and H5N1 clade 2.3.4.4 highly pathogenic avian influenza in 2020. *Emerg. MICROBES Infect.* **10**, 148–151 (2021).
 43. Liang, Y. *et al.* Novel Clade 2.3.4.4b Highly Pathogenic Avian Influenza A H5N8 and H5N5 Viruses in Denmark, 2020. *VIRUSES-BASEL* **13**, (2021).
 44. Lo, F. T. *et al.* Intercontinental Spread of Eurasian Highly Pathogenic Avian Influenza A(H5N1) to Senegal. *Emerg. Infect. Dis.* **28**, 234–237 (2022).
 45. Hew, L. *et al.* Continuous Introduction of H5 High Pathogenicity Avian Influenza Viruses in Hokkaido, Japan: Characterization of Viruses Isolated in Winter 2022-2023 and Early Winter 2023-2024. *Transbound. Emerg. Dis.* **2024**, (2024).

46. Kang, Y.-M. *et al.* Introduction of Multiple Novel High Pathogenicity Avian Influenza (H5N1) Virus of Clade 2.3.4.4b into South Korea in 2022. *Transbound. Emerg. Dis.* **2023**, (2023).
47. Seo, Y.-R. *et al.* Evolution and Spread of Highly Pathogenic Avian Influenza A(H5N1) Clade 2.3.4.4b Virus in Wild Birds, South Korea, 2022-2023. *Emerg. Infect. Dis.* **30**, 299–309 (2024).
48. Mine, J. *et al.* Genetics of H5N1 and H5N8 High-Pathogenicity Avian Influenza Viruses Isolated in Japan in Winter 2021-2022. *Viruses* **16**, 358 (2024).
49. EFSA *et al.* Avian influenza overview 7 September - December 2021. *EFSA J.* **19**, (2021).
50. EFSA *et al.* Avian influenza overview September - December 2022. *EFSA J.* **21**, (2023).
51. Isoda, N. *et al.* Re-Invasion of H5N8 High Pathogenicity Avian Influenza Virus Clade 2.3.4.4b in Hokkaido, Japan, 2020. *VIRUSES-BASEL* **12**, (2020).
52. Okuya, K. *et al.* Newly emerged genotypes of highly pathogenic H5N8 avian influenza viruses in Kagoshima prefecture, Japan during winter 2020/21. *J. Gen. Virol.* **104**, (2023).
53. Si, Y. J. *et al.* Evolutional dynamics of highly pathogenic avian influenza H5N8 genotypes in wintering bird habitats: Insights from South Korea's 2020-2021 season. *One Health Amst. Neth.* **18**, 100719 (2024).
54. Xie, R. *et al.* The episodic resurgence of highly pathogenic avian influenza H5 virus. *Nature* **622**, 810–817 (2023).
55. Cha, R. M. *et al.* Genetic Characterization and Pathogenesis of H5N1 High Pathogenicity Avian Influenza Virus Isolated in South Korea during 2021-2022. *VIRUSES-BASEL* **15**, (2023).
56. Isoda, N. *et al.* Detection of New H5N1 High Pathogenicity Avian Influenza Viruses in Winter 2021-2022 in the Far East, Which Are Genetically Close to Those in Europe. *VIRUSES-BASEL* **14**, (2022).
57. Sagong, M. *et al.* Emergence of clade 2.3.4.4b novel reassortant H5N1 high pathogenicity avian influenza virus in South Korea during late 2021. *Transbound. Emerg. Dis.* **69**, E3255–E3260 (2022).
58. Sobolev, I. *et al.* Highly Pathogenic Avian Influenza A(H5N1) Virus-Induced Mass Death of Wild Birds, Caspian Sea, Russia, 2022. *Emerg. Infect. Dis.* **29**, 2528–2532 (2023).
59. Tian, J. *et al.* Highly Pathogenic Avian Influenza Virus (H5N1) Clade 2.3.4.4b Introduced by Wild Birds, China, 2021. *Emerg. Infect. Dis.* **29**, 1367–1375 (2023).
60. Yang, Q. *et al.* Synchrony of Bird Migration with Global Dispersal of Avian Influenza Reveals Exposed Bird Orders. *Nat. Commun.* **15**, 1126 (2024).
61. Lv, X. *et al.* Highly Pathogenic Avian Influenza A(H5N8) Clade 2.3.4.4b Viruses in Satellite-Tracked Wild Ducks, Ningxia, China, 2020. *Emerg. Infect. Dis.* **28**, 1039–1042 (2022).
62. He, G. *et al.* Genetically Divergent Highly Pathogenic Avian Influenza A(H5N8) Viruses in Wild Birds, Eastern China. *Emerg. Infect. Dis.* **27**, 2940–2943 (2021).
63. Aznar, I. *et al.* Annual Report on surveillance for avian influenza in poultry and wild birds in Member States of the European Union in 2020. *EFSA J.* **19**, (2021).
64. Aznar, I., Baldinelli, F., Stoicescu, A., Kohnle, L. & EFS, E. F. S. A. Annual report on surveillance for avian influenza in poultry and wild birds in Member States of the European Union in 2021. *EFSA J.* **20**, (2022).
65. EFSA *et al.* Annual report on surveillance for avian influenza in poultry and wild birds in Member States of the European Union in 2022. *EFSA J.* **21**, (2023).
66. Gobbo, F. *et al.* Active Surveillance for Highly Pathogenic Avian Influenza Viruses in

- Wintering Waterbirds in Northeast Italy, 2020-2021. *MICROORGANISMS* **9**, (2021).
67. Shemmings-Payne, W. *et al.* Repeatability and reproducibility of hunter-harvest sampling for avian influenza virus surveillance in Great Britain. *Res. Vet. Sci.* **173**, 105279 (2024).
 68. Cho, A. Y. *et al.* Index case of H5N1 clade 2.3.4.4b highly pathogenic avian influenza virus in wild birds, South Korea, November 2023. *Front. Vet. Sci.* **11**, 1366082 (2024).
 69. Gobbo, F. *et al.* Active Surveillance for Highly Pathogenic Avian Influenza Viruses in Wintering Waterbirds in Northeast Italy, 2020-2021. *MICROORGANISMS* **9**, (2021).
 70. Glazunova, A. *et al.* A highly pathogenic avian influenza virus H5N1 clade 2.3.4.4 detected in Samara Oblast, Russian Federation. *Front. Vet. Sci.* **11**, 1244430 (2024).
 71. Seo, Y.-R. *et al.* Genetic and pathological analysis of hooded cranes (*Grus monacha*) naturally infected with clade 2.3.4.4b highly pathogenic avian influenza H5N1 virus in South Korea in the winter of 2022. *Front. Vet. Sci.* **11**, 1499440 (2024).
 72. Gass, J. D. *et al.* Ecogeographic Drivers of the Spatial Spread of Highly Pathogenic Avian Influenza Outbreaks in Europe and the United States, 2016-Early 2022. *Int. J. Environ. Res. Public Health* **20**, 6030 (2023).
 73. Günther, A. *et al.* Iceland as Stepping Stone for Spread of Highly Pathogenic Avian Influenza Virus between Europe and North America. *Emerg. Infect. Dis.* **28**, 2383–2388 (2022).
 74. Bevins, S. N. *et al.* Intercontinental Movement of Highly Pathogenic Avian Influenza A(H5N1) Clade 2.3.4.4 Virus to the United States, 2021. *Emerg. Infect. Dis.* **28**, 1006–1011 (2022).
 75. Youk, S. *et al.* H5N1 highly pathogenic avian influenza clade 2.3.4.4b in wild and domestic birds: Introductions into the United States and reassortments, December 2021-April 2022. *VIROLOGY* **587**, (2023).
 76. Ahrens, A. K. *et al.* Iceland: an underestimated hub for the spread of high-pathogenicity avian influenza viruses in the North Atlantic. *J. Gen. Virol.* **105**, 001985 (2024).
 77. Alkie, T. N. *et al.* Recurring Trans-Atlantic Incursion of Clade 2.3.4.4b H5N1 Viruses by Long Distance Migratory Birds from Northern Europe to Canada in 2022/2023. *VIRUSES-BASEL* **15**, (2023).
 78. Ahlstrom, C. A. *et al.* Genomic characterization of highly pathogenic H5 avian influenza viruses from Alaska during 2022 provides evidence for genotype-specific trends of spatiotemporal and interspecies dissemination. *Emerg. Microbes Infect.* **13**, 2406291 (2024).
 79. Alkie, T. N. *et al.* A threat from both sides: Multiple introductions of genetically distinct H5 HPAI viruses into Canada via both East Asia-Australasia/Pacific and Atlantic flyways. *VIRUS Evol.* **8**, (2022).
 80. Ramey, A. M. *et al.* Molecular detection and characterization of highly pathogenic H5N1 clade 2.3.4.4b avian influenza viruses among hunter-harvested wild birds provides evidence for three independent introductions into Alaska. *Virology* **589**, 109938 (2024).
 81. Prosser, D. J. *et al.* A lesser scaup (*Aythya affinis*) naturally infected with Eurasian 2.3.4.4 highly pathogenic H5N1 avian influenza virus: Movement ecology and host factors. *Transbound. Emerg. Dis.* **69**, e2653–e2660 (2022).
 82. Teitelbaum, C. S. *et al.* North American wintering mallards infected with highly pathogenic avian influenza show few signs of altered local or migratory movements. *Sci. Rep.* **13**, 14473 (2023).
 83. Giacinti, J. A. *et al.* Avian influenza viruses in wild birds in Canada following incursions of highly pathogenic H5N1 virus from Eurasia in 2021-2022. *mBio* **15**, e0320323 (2024).
 84. Russell, S. L. *et al.* Descriptive epidemiology and phylogenetic analysis of highly pathogenic avian influenza H5N1 clade 2.3.4.4b in British Columbia (B.C.) and the Yukon,

- Canada, September 2022 to June 2023. *Emerg. Microbes Infect.* **13**, 2392667 (2024).
85. McDuie, F. *et al.* Mitigating Risk: Predicting H5N1 Avian Influenza Spread with an Empirical Model of Bird Movement. *Transbound. Emerg. Dis.* **2024**, (2024).
 86. Ariyama, N. *et al.* Highly Pathogenic Avian Influenza A(H5N1) Clade 2.3.4.4b Virus in Wild Birds, Chile. *Emerg. Infect. Dis.* **29**, 1842–1845 (2023).
 87. Cruz, C. D. *et al.* Highly Pathogenic Avian Influenza A(H5N1) from Wild Birds, Poultry, and Mammals, Peru. *Emerg. Infect. Dis.* **29**, 2572–2576 (2023).
 88. Ospina-Jimenez, A. F., Gomez, A. P., Osorio-Zambrano, W. F., Alvarez-Munoz, S. & Ramirez-Nieto, G. C. Sequence-based epitope mapping of high pathogenicity avian influenza H5 clade 2.3.4.4b in Latin America. *Front. Vet. Sci.* **11**, 1347509 (2024).
 89. Pardo-Roa, C. *et al.* Cross-species transmission and PB2 mammalian adaptations of highly pathogenic avian influenza A/H5N1 viruses in Chile. *BioRxiv Prepr. Serv. Biol.* 2023.06.30.547205 (2023) doi:10.1101/2023.06.30.547205.
 90. Paternina, D., Herazo, R., Oviedo, M. & Mattar, S. Dramatic re-emergence of avian influenza in Colombia and Latin America. *Travel Med. Infect. Dis.* **59**, 102711 (2024).
 91. de Araújo, A. C. *et al.* Incursion of Highly Pathogenic Avian Influenza A(H5N1) Clade 2.3.4.4b Virus, Brazil, 2023. *Emerg. Infect. Dis.* **30**, 619–621 (2024).
 92. Gamarra-Toledo, V. *et al.* Highly Pathogenic Avian Influenza (HPAI) strongly impacts wild birds in Peru. *Biol. Conserv.* **286**, 110272 (2023).
 93. Ulloa, M. *et al.* Mass mortality event in South American sea lions (*Otaria flavescens*) correlated to highly pathogenic avian influenza (HPAI) H5N1 outbreak in Chile. *Vet. Q.* **43**, 1–10 (2023).
 94. Marandino, A. *et al.* Spreading of the High-Pathogenicity Avian Influenza (H5N1) Virus of Clade 2.3.4.4b into Uruguay. *VIRUSES-BASEL* **15**, (2023).
 95. Tomás, G. *et al.* Highly pathogenic avian influenza H5N1 virus infections in pinnipeds and seabirds in Uruguay: Implications for bird-mammal transmission in South America. *Virus Evol.* **10**, veae031 (2024).
 96. Artuso, M. C. *et al.* Detection and characterization of highly pathogenic avian influenza A (H5N1) clade 2.3.4.4b virus circulating in Argentina in 2023. *Rev. Argent. Microbiol.* S0325-7541(24)00115–9 (2024) doi:10.1016/j.ram.2024.08.002.
 97. Rimondi, A. *et al.* Highly Pathogenic Avian Influenza A(H5N1) Viruses from Multispecies Outbreak, Argentina, August 2023. *Emerg. Infect. Dis.* **30**, 812–814 (2024).
 98. Reischak, D. *et al.* First report and genetic characterization of the highly pathogenic avian influenza A(H5N1) virus in Cabot's tern (*Thalasseus acuflavidus*), Brazil. *Vet. Anim. Sci.* **22**, 100319 (2023).
 99. Rivetti, A. V. *et al.* Phylodynamics of avian influenza A(H5N1) viruses from outbreaks in Brazil. *Virus Res.* **347**, 199415 (2024).
 100. Bennison, A. *et al.* A case study of highly pathogenic avian influenza (HPAI) H5N1 at Bird Island, South Georgia: the first documented outbreak in the subantarctic region. *BIRD STUDY* (2024) doi:10.1080/00063657.2024.2396563.
 101. Lisovski, S. *et al.* Unexpected Delayed Incursion of Highly Pathogenic Avian Influenza H5N1 (Clade 2.3.4.4b) Into the Antarctic Region. *Influenza Other Respir. Viruses* **18**, e70010 (2024).
 102. Riaz, J. *et al.* Coastal connectivity of marine predators over the Patagonian Shelf during the highly pathogenic avian influenza outbreak. *ECOGRAPHY* **2024**, (2024).
 103. Abolnik, C. *et al.* The Molecular Epidemiology of Clade 2.3.4.4B H5N1 High Pathogenicity Avian Influenza in Southern Africa, 2021-2022. *VIRUSES-BASEL* **15**, (2023).
 104. Olawuyi, K. *et al.* Detection of clade 2.3.4.4 highly pathogenic avian influenza H5 viruses in healthy wild birds in the Hadeji-Nguru wetland, Nigeria 2022. *Influenza Other Respir. Viruses* **18**, e13254 (2024).

105. El-Shesheny, R. *et al.* Highly Pathogenic Avian Influenza A(H5N1) Virus Clade 2.3.4.4b in Wild Birds and Live Bird Markets, Egypt. *PATHOGENS* **12**, (2023).
106. EFSA *et al.* Avian influenza overview April - June 2023. *EFSA J.* **21**, (2023).
107. Lane, J. V. *et al.* High pathogenicity avian influenza (H5N1) in Northern Gannets (*Morus bassanus*): Global spread, clinical signs and demographic consequences. *Ibis* (2023) doi:10.1111/ibi.13275.
108. Grémillet, D. *et al.* Strong breeding colony fidelity in northern gannets following high pathogenicity avian influenza virus (HPAIV) outbreak. *Biol. Conserv.* **286**, 110269 (2023).
109. Avery-Gomm, S. *et al.* Wild bird mass mortalities in eastern Canada associated with the Highly Pathogenic Avian Influenza A(H5N1) virus, 2022. *ECOSPHERE* **15**, (2024).
110. Cormier, T. *et al.* Seabird and sea duck mortalities were lower during the second breeding season in eastern Canada following the introduction of highly pathogenic avian influenza A H5Nx viruses. *BIRD STUDY* (2024) doi:10.1080/00063657.2024.2415161.
111. Careen, N. *et al.* Highly pathogenic avian influenza resulted in unprecedented reproductive failure and movement behaviour by Northern Gannets. *Mar. Ornithol.* **52**, 121–128 (2024).
112. V. Ezhov, A. & V. Krasnov, Y. Current State and Development Factors of Northern Gannet (*Morus bassanus*, Sulidae, Aves) Colonies in the Russian Sector of the Barents Sea. *Zool. ZHURNAL* **103**, 53–58 (2024).
113. Jeglinski, J. W. E. *et al.* HPAIV outbreak triggers short-term colony connectivity in a seabird metapopulation. *Sci. Rep.* **14**, 3126 (2024).
114. Banyard, A. C. *et al.* Detection of Highly Pathogenic Avian Influenza Virus H5N1 Clade 2.3.4.4b in Great Skuas: A Species of Conservation Concern in Great Britain. *VIRUSES-BASEL* **14**, (2022).
115. McLaughlin, A. *et al.* Spatiotemporal patterns of low and highly pathogenic avian influenza virus prevalence in murres in Canada from 2007 to 2022--a case study for wildlife viral monitoring. *FACETS* **9**, (2024).
116. Azat, C., Alvarado-Rybak, M., Aguilera, J. F. & Benavides, J. A. Spatio-temporal dynamics and drivers of highly pathogenic avian influenza H5N1 in Chile. *Front. Vet. Sci.* **11**, 1387040 (2024).
117. Gamarra-Toledo, V. *et al.* Avian flu threatens Neotropical birds. *Science* **379**, 246–246 (2023).
118. Godoy, M. *et al.* Evolution and Current Status of Influenza A Virus in Chile: A Review. *Pathog. Basel Switz.* **12**, 1252 (2023).
119. European Food Safety Authority *et al.* Avian influenza overview September-December 2023. *EFSA J. Eur. Food Saf. Auth.* **21**, e8539 (2023).
120. Bruno, A. *et al.* Highly Pathogenic Avian Influenza A (H5N1) Virus Outbreak in Ecuador in 2022-2024. *Curr. Infect. Dis. Rep.* **26**, 245–253 (2024).
121. Knief, U. *et al.* Highly pathogenic avian influenza causes mass mortality in Sandwich Tern *Thalasseus sandvicensis* breeding colonies across north-western Europe. *Bird Conserv. Int.* **34**, e6 (2024).
122. Pohlmann, A. *et al.* Mass mortality among colony- breeding seabirds in the German Wadden Sea in 2022 due to distinct genotypes of HPAIV H5N1 clade 2.3.4.4b. *J. Gen. Virol.* **104**, (2023).
123. Rijks, J. M. *et al.* Mass Mortality Caused by Highly Pathogenic Influenza A(H5N1) Virus in Sandwich Terns, the Netherlands, 2022. *Emerg. Infect. Dis.* **28**, 2538–2542 (2022).
124. Falchieri, M. *et al.* Shift in HPAI infection dynamics causes significant losses in seabird populations across Great Britain. *Vet. Rec.* **191**, 294–296 (2022).
125. Burke, B. *et al.* A case study of the 2023 highly pathogenic avian influenza (HPAI) outbreak in tern (*Sternidae*) colonies on the east coast of the Republic of Ireland. *BIRD*

STUDY (2024) doi:10.1080/00063657.2024.2409196.

126. Haman, K. H. *et al.* A comprehensive epidemiological approach documenting an outbreak of H5N1 highly pathogenic avian influenza virus clade 2.3.4.4b among gulls, terns, and harbor seals in the Northeastern Pacific. *Front. Vet. Sci.* **11**, 1483922 (2024).
127. Abolnik, C., Roberts, L. C., Strydom, C., Snyman, A. & Roberts, D. G. Outbreaks of H5N1 High Pathogenicity Avian Influenza in South Africa in 2023 Were Caused by Two Distinct Sub-Genotypes of Clade 2.3.4.4b Viruses. *Viruses* **16**, 896 (2024).
128. EFSA *et al.* Avian influenza overview December 2022-March 2023. *EFSA J.* **21**, (2023).
129. EFSA *et al.* Avian influenza overview March - April 2023. *EFSA J.* **21**, (2023).
130. Nagy, A. *et al.* Enzootic Circulation, Massive Gull Mortality and Poultry Outbreaks during the 2022/2023 High-Pathogenicity Avian Influenza H5N1 Season in the Czech Republic. *Viruses* **16**, 221 (2024).
131. Caliendo, V. *et al.* Effect of 2020-21 and 2021-22 Highly Pathogenic Avian Influenza H5 Epidemics on Wild Birds, the Netherlands. *Emerg. Infect. Dis.* **30**, 50–57 (2024).
132. Bregnballe, T. *et al.* Outbreaks of highly pathogenic avian influenza (HPAI) epidemics in Baltic Great Cormorant *Phalacrocorax carbo* colonies in 2021 and 2022. *BIRD STUDY* (2024) doi:10.1080/00063657.2024.2399168.
133. Alexandrou, O., Malakou, M. & Catsadorakis, G. The impact of avian influenza 2022 on Dalmatian pelicans was the worst ever wildlife disaster in Greece. *Oryx* **56**, 813–813 (2022).
134. EFSA *et al.* Avian influenza overview March - June 2022. *EFSA J.* **20**, (2022).
135. Lublin, A. *et al.* The History of Highly-Pathogenic Avian Influenza in Israel (H5-subtypes): from 2006 to 2023. *Isr. J. Vet. Med.* **78**, 13–26 (2023).
136. WAHIS. World Animal Health Information System. *WOAH* <https://wahis.woah.org/#/home> (2024).
137. Molini, U. *et al.* Highly pathogenic avian influenza H5N1 virus outbreak among Cape cormorants (*Phalacrocorax capensis*) in Namibia, 2022. *Emerg. MICROBES Infect.* **12**, (2023).
138. He, Z. *et al.* Emerging Highly Pathogenic Avian Influenza (H5N8) Virus in *Podiceps nigricollis* in Northwest China in 2021. *Transbound. Emerg. Dis.* **2023**, (2023).
139. Xu, Q. *et al.* Emergence of highly pathogenic avian influenza A (H5N8) clade 2.3.4.4b viruses in grebes in Inner Mongolia and Ningxia, China, in 2021. *J. Integr. Agric.* **23**, 348–353 (2024).
140. Duff, P. *et al.* Investigations associated with the 2020/21 highly pathogenic avian influenza epizootic in wild birds in Great Britain. *Vet. Rec.* **189**, 356–358 (2021).
141. Smietanka, K. *et al.* Highly pathogenic avian influenza H5Nx in Poland in 2020/2021: a descriptive epidemiological study of a large-scale epidemic. *J. Vet. Res.* **66**, 1–7 (2022).
142. Engelsma, M., Heutink, R., Harders, F., Germeraad, E. A. & Beerens, N. Multiple Introductions of Reassorted Highly Pathogenic Avian Influenza H5Nx Viruses Clade 2.3.4.4b Causing Outbreaks in Wild Birds and Poultry in The Netherlands, 2020-2021. *Microbiol. Spectr.* **10**, (2022).
143. King, J. *et al.* Highly pathogenic avian influenza virus incursions of subtype H5N8, H5N5, H5N1, H5N4, and H5N3 in Germany during 2020-21. *VIRUS Evol.* **8**, (2022).
144. Dziadek, K. *et al.* Phylogenetic and Molecular Characteristics of Wild Bird-Origin Avian Influenza Viruses Circulating in Poland in 2018-2022: Reassortment, Multiple Introductions, and Wild Bird-Poultry Epidemiological Links. *Transbound. Emerg. Dis.* **2024**, (2024).
145. Ross, C. S. *et al.* Genetic Analysis of H5N1 High-Pathogenicity Avian Influenza Virus following a Mass Mortality Event in Wild Geese on the Solway Firth. *Pathog. Basel Switz.*

13, 83 (2024).

146. Andrew, C. L. *et al.* Descriptive Epidemiology and Phylodynamics of the ‘First Wave’ of an Outbreak of Highly Pathogenic Avian Influenza (H5N1 Clade 2.3.4.4b) in British Columbia and the Yukon, Canada, April to September 2022. *Transbound. Emerg. Dis.* **2024**, 2327939 (2024).

147. Puryear, W. *et al.* Highly Pathogenic Avian Influenza A(H5N1) Virus Outbreak in New England Seals, United States. *Emerg. Infect. Dis.* **29**, 786–791 (2023).

148. Bøe, C. A. *et al.* Emergence of highly pathogenic avian influenza viruses H5N1 and H5N5 in white-tailed eagles, 2021–2023. *J. Gen. Virol.* **105**, 002035 (2024).

149. Günther, A. *et al.* Avian raptors are indicator species and victims of high pathogenicity avian influenza virus HPAIV H5N1 (clade 2.3.4.4b) in Germany. *Sci. Rep.* **14**, 28779 (2024).

150. Nemeth, N. M. *et al.* Bald eagle mortality and nest failure due to clade 2.3.4.4 highly pathogenic H5N1 influenza a virus. *Sci. Rep.* **13**, (2023).

151. Duriez, O. *et al.* Highly pathogenic avian influenza affects vultures’ movements and breeding output. *Curr. Biol. CB* **33**, 3766–3774.e3 (2023).

152. Hall, V. *et al.* Surveillance for highly pathogenic avian influenza A (H5N1) in a raptor rehabilitation center–2022. *PloS One* **19**, e0299330 (2024).

153. Fujimoto, Y. *et al.* Experimental and natural infections of white-tailed sea eagles (*Haliaeetus albicilla*) with high pathogenicity avian influenza virus of H5 subtype. *Front. Microbiol.* **13**, (2022).

154. Tammiranta, N. *et al.* Highly pathogenic avian influenza A (H5N1) virus infections in wild carnivores connected to mass mortalities of pheasants in Finland. *Infect. Genet. Evol. J. Mol. Epidemiol. Evol. Genet. Infect. Dis.* **111**, 105423 (2023).

155. Malmberg, J. L., Miller, M., Jennings-Gaines, J. & Allen, S. E. Mortality in Wild Turkeys (*Meleagris gallopavo*) Associated with Natural Infection with H5N1 Highly Pathogenic Avian Influenza Virus (HPAIV) Subclade 2.3.4.4. *J. Wildl. Dis.* **59**, 767–773 (2023).

156. Yin, S. *et al.* Strong and consistent effects of waterbird composition on HPAI H5 occurrences across Europe. *Ecol. Appl. Publ. Ecol. Soc. Am.* **34**, e3010 (2024).

157. Mihiretu, B. D., Usui, T., Kiyama, M., Soda, K. & Yamaguchi, T. Novel Genotype of HA Clade 2.3.4.4b H5N8 Subtype High Pathogenicity Avian Influenza Virus Emerged at a Wintering Site of Migratory Birds in Japan, 2021/22 Winter. *Pathog. Basel Switz.* **13**, 380 (2024).

158. Pohlmann, A. *et al.* Has Epizootic Become Enzootic? Evidence for a Fundamental Change in the Infection Dynamics of Highly Pathogenic Avian Influenza in Europe, 2021. *MBIO* **13**, (2022).

159. Boulinier, T. Avian influenza spread and seabird movements between colonies. *TRENDS Ecol. Evol.* **38**, 391–395 (2023).

160. Gorta, S., Berryman, A., Kingsford, R., Klaassen, M. & Clarke, R. Kleptoparasitism in seabirds–A potential pathway for global avian influenza virus spread. *Conserv. Lett.* (2024) doi:10.1111/conl.13052.

161. Furness, R. W. *et al.* Environmental Samples Test Negative for Avian Influenza Virus H5N1 Four Months after Mass Mortality at A Seabird Colony. *PATHOGENS* **12**, (2023).

162. Caliendo, V. *et al.* Pathology and virology of natural highly pathogenic avian influenza H5N8 infection in wild Common buzzards (*Buteo buteo*). *Sci. Rep.* **12**, (2022).

163. Günther, A. *et al.* Continuous surveillance of potentially zoonotic avian pathogens detects contemporaneous occurrence of highly pathogenic avian influenza viruses (HPAIV H5) and flaviviruses (USUV, WNV) in several wild and captive birds. *Emerg. MICROBES Infect.* **12**, (2023).

164. Reid, S. M. *et al.* A multi-species, multi-pathogen avian viral disease outbreak event:

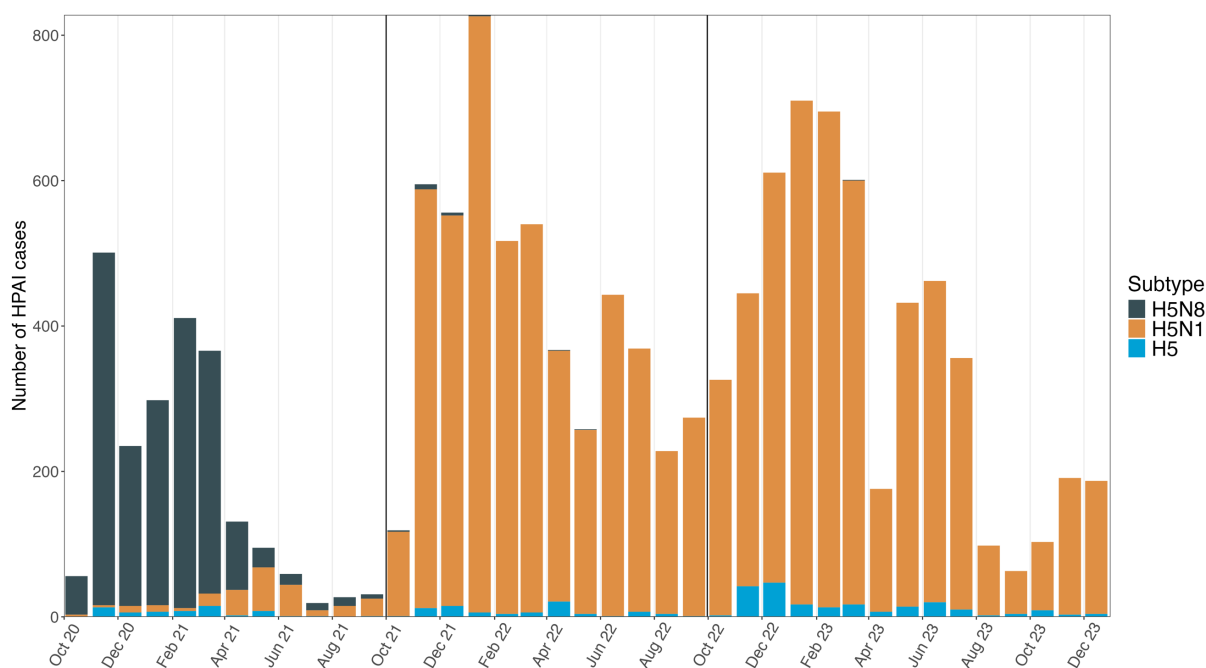
- Investigating potential for virus transmission at the wild bird - poultry interface. *Emerg. Microbes Infect.* **13**, 2348521 (2024).
165. Ringenberg, J. *et al.* Prevalence of Avian Influenza Virus in Atypical Wild Birds Host Groups during an Outbreak of Highly Pathogenic Strain EA/AM H5N1. *Transbound. Emerg. Dis.* **2024**, (2024).
 166. Verma, A. K. *et al.* Experimental Infection and In-Contact Transmission of H9N2 Avian Influenza Virus in Crows. *PATHOGENS* **11**, (2022).
 167. Dusek, R. J. *et al.* North Atlantic Migratory Bird Flyways Provide Routes for Intercontinental Movement of Avian Influenza Viruses. *PLOS ONE* **9**, e92075 (2014).
 168. Hill, N. J. *et al.* Ecological divergence of wild birds drives avian influenza spillover and global spread. *PLOS Pathog.* **18**, (2022).
 169. Liu, Y. *et al.* Risk factors for avian influenza in Danish poultry and wild birds during the epidemic from June 2020 to May 2021. *Front. Vet. Sci.* **11**, 1358995 (2024).
 170. Verhagen, J. H., Fouchier, R. A. M. & Lewis, N. Highly Pathogenic Avian Influenza Viruses at the Wild-Domestic Bird Interface in Europe: Future Directions for Research and Surveillance. *VIRUSES-BASEL* **13**, (2021).
 171. Kuiken, T. *et al.* Emergence, spread, and impact of high pathogenicity avian influenza H5 in wild birds and mammals of South America and Antarctica, October 2022 to March 2024. Preprint at <https://doi.org/10.32942/X2P35R> (2025).
 172. Wille, M. & Klaassen, M. No evidence for HPAI H5N1 2.3.4.4b incursion into Australia in 2022. *Influenza Other Respir. Viruses* **17**, (2023).
 173. Layan, M. *et al.* Impact and mitigation of sampling bias to determine viral spread: Evaluating discrete phylogeography through CTMC modeling and structured coalescent model approximations. *Virus Evol.* **9**, vead010 (2023).
 174. Liu, P., Song, Y., Colijn, C. & MacPherson, A. The impact of sampling bias on viral phylogeographic reconstruction. *PLOS Glob. Public Health* **2**, e0000577 (2022).
 175. Lycett, S. J. *et al.* Genesis and spread of multiple reassortants during the 2016/2017 H5 avian influenza epidemic in Eurasia. *Proc. Natl. Acad. Sci. U. S. A.* **117**, 20814–20825 (2020).
 176. Clough, C. Underestimating wild bird deaths from avian influenza. *Vet. Rec.* **191**, 221–222 (2022).
 177. Macgregor, C. J. *et al.* Impacts of highly pathogenic avian influenza on seabird populations in the North Sea are detectable in sea-watchers' migration counts. *Bird Study* **0**, 1–15 (2024).
 178. Tremlett, C. J., Cleasby, I. R., Bolton, M. & Wilson, L. J. Declines in UK breeding populations of seabird species of conservation concern following the outbreak of high pathogenicity avian influenza (HPAI) in 2021–2022. *Bird Study* **0**, 1–18 (2025).
 179. Tyndall, A. A. *et al.* Quantifying the Impact of Avian Influenza on the Northern Gannet Colony of Bass Rock Using Ultra-High-Resolution Drone Imagery and Deep Learning. *DRONES* **8**, 40 (2024).
 180. Amano, T. *et al.* Tapping into non-English-language science for the conservation of global biodiversity. *PLOS Biol.* **19**, e3001296 (2021).
 181. Bordes, L. *et al.* Experimental infection of chickens, Pekin ducks, Eurasian wigeons and Barnacle geese with two recent highly pathogenic avian influenza H5N1 clade 2.3.4.4b viruses. *Emerg. Microbes Infect.* **13**, 2399970 (2024).
 182. Tarasiuk, K. *et al.* Pathogenicity of highly pathogenic avian influenza H5N8 subtype for herring gulls (*Larus argentatus*): impact of homo- and heterosubtypic immunity on the outcome of infection. *Vet. Res.* **53**, (2022).
 183. Tarasiuk, K. *et al.* Homo- and Heterosubtypic Immunity to Low Pathogenic Avian Influenza Virus Mitigates the Clinical Outcome of Infection with Highly Pathogenic Avian

Influenza H5N8 Clade 2.3.4.4.b in Captive Mallards (*Anas platyrhynchos*). *PATHOGENS* **12**, (2023).

184. Tricco, A. C. *et al.* PRISMA Extension for Scoping Reviews (PRISMA-ScR): Checklist and Explanation. *Ann. Intern. Med.* **169**, 467–473 (2018).

185. Paradell, O. G., Goh, T., Popov, D., Rogan, E. & Jessopp, M. Estimated mortality of the highly pathogenic avian influenza pandemic on northern gannets (*Morus bassanus*) in southwest Ireland. *Biol. Lett.* **19**, (2023).

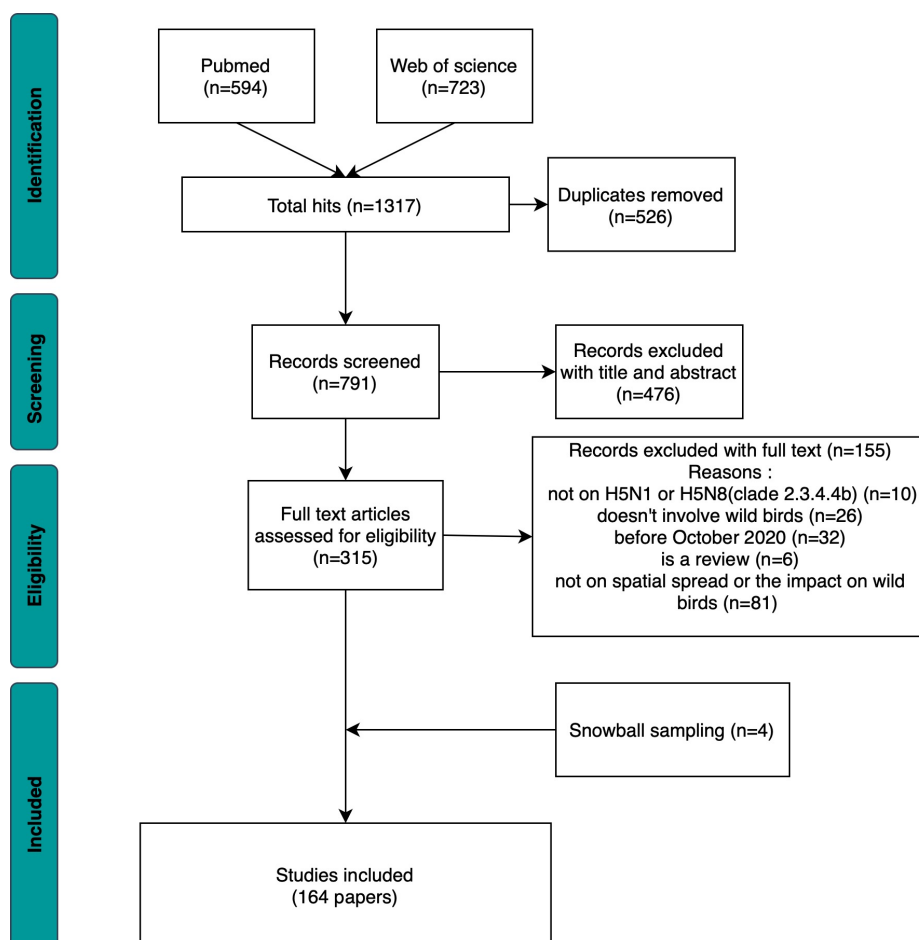
Extended Data



Extended Data Figure 1: Temporal distribution of HPAI H5 (H5N8, H5N1, H5Nx) cases in wild birds, as reported to World Animal Health Information System (WAHIS) of the World Organization for Animal Health. A case has been defined as a reported case in a wild bird species, per location and per month, as reported to WAHIS. Seasons were defined from October 1st to September 30th (extended to the end of 2023 for the 2022-2023 wave).

Extended Data Table 1: Table indicating which families and orders of wild birds are within each group, as used in this study.

Wild bird group	Anatidae	Laridae	Seabirds	Other waterbirds	Raptors	Other land birds
Taxonomy	Anseriformes (Anatidae)	Charadriiformes (Laridae)	Procellariiformes Sphenisciformes Suliformes (Sulidae, Fregatidae) Charadriiformes (Scolopacidae, Alcidae)	Pelecaniformes Gruiformes Ciconiiformes Podicipediformes Phoenicopteriformes Gaviiformes Suliformes (Phalacrocoracidae) Charadriiformes (Scolopacidae, Charadriidae, Haematopodidae)	Accipitriformes Falconiformes Strigiformes Cathartiformes	Passeriformes Galliformes Columbiformes Psittaciformes Casuariiformes Rheiformes Struthioniformes Piciformes Caprimulgiformes



Extended Data Figure 2: Prisma-ScR flow diagram of the reviewing process. The boolean query was the following: (“wild bird*” OR “migratory bird*” OR waterfowl* OR seabird* OR Accipitriformes OR Anseriformes OR Charadriiformes OR Laridae OR Anatidae OR tern* OR gull* OR mallard* OR swan* OR raptor* OR falcon* OR gannet* OR murre* OR eagle* OR stork* OR buzzard* OR cormorant*) AND (“highly pathogenic avian influenza” OR “highly pathogenic influenza A virus*” OR “highly pathogenic H5*” OR “high pathogeni*” OR HPAI* OR H5N1 OR H5N8 OR H5N*)

Supplementary data: All 164 records kept from the systematic review filtering process

Author	Title	Journal Title	DOI	Date
Abolnik, Celia	The Molecular Epidemiology of Clade 2.3.4.4B H5N1 High Pathogenicity Avian Influenza in Southern Africa, 2021-2022	Viruses-Basel	10.3390/v15061383	2023-06
Abolnik, Celia	Outbreaks of H5N1 High Pathogenicity Avian Influenza in South Africa in 2023 Were Caused by Two Distinct Sub-Genotypes of Clade 2.3.4.4b Viruses	Viruses	10.3390/v16060896	31/05/2024
Ahlstrom, Christina A.	Genomic characterization of highly pathogenic H5 avian influenza viruses from Alaska during 2022 provides evidence for genotype-specific trends of spatiotemporal and interspecies dissemination	Emerging Microbes & Infections	10.1080/22221751.2024.2406291	2024-12
Ahrens, Ann Kathrin	Iceland: an underestimated hub for the spread of high-pathogenicity avian influenza viruses in the North Atlantic	The Journal Of General Virology	10.1099/jgv.0.001985	2024-05
Ahrens, Ann Kathrin	Exploring surface water as a transmission medium of avian influenza viruses – systematic infection studies in mallards	Emerging Microbes & Infections	10.1080/22221751.2022.2065937	31/12/2022
Alexandrou, Olga	The impact of avian influenza 2022 on Dalmatian pelicans was the worst ever wildlife disaster in Greece	Oryx	10.1017/S0030605322001041	2022-11
Alkie, Tamiru N.	Recurring Trans-Atlantic Incursion of Clade 2.3.4.4b H5N1 Viruses by Long Distance Migratory Birds from Northern Europe to Canada in 2022/2023	Viruses-Basel	10.3390/v15091836	2023-09
Alkie, Tamiru N.	A threat from both sides: Multiple introductions of genetically distinct H5 HPAI viruses into Canada via both East Asia-Australasia/Pacific and Atlantic flyways	Virus Evolution	10.1093/ve/veac077	10/09/2022
Andrew, Cassandra L.	Descriptive Epidemiology and Phylodynamics of the "First Wave" of an Outbreak of Highly Pathogenic Avian Influenza (H5N1 Clade 2.3.4.4b) in British Columbia and the Yukon, Canada, April to September 2022	Transboundary And Emerging Diseases	10.1155/2024/2327939	29/02/2024
Ariyama, Naomi	Highly Pathogenic Avian Influenza A(H5N1) Clade 2.3.4.4b Virus in Wild Birds, Chile	Emerging Infectious Diseases	10.3201/eid2909.230067	2023-09

Artuso, María Carolina	Detection and characterization of highly pathogenic avian influenza A (H5N1) clade 2.3.4.4b virus circulating in Argentina in 2023	Revista Argentina De Microbiologia	10.1016/j.ram.2024.08.002	11/11/2024
Avery-Gomm, S	Wild bird mass mortalities in eastern Canada associated with the Highly Pathogenic Avian Influenza A(H5N1) virus, 2022	Ecosphere	10.1002/ecs2.4980	2024-09
Azat, Claudio	Spatio-temporal dynamics and drivers of highly pathogenic avian influenza H5N1 in Chile	Frontiers In Veterinary Science	10.3389/fvets.2024.1387040	2024
Aznar, Inma	Annual Report on surveillance for avian influenza in poultry and wild birds in Member States of the European Union in 2020	Efsa Journal	10.2903/j.efsa.2021.6953	2021-12
Aznar, Inma	Annual report on surveillance for avian influenza in poultry and wild birds in Member States of the European Union in 2021	Efsa Journal	10.2903/j.efsa.2022.7554	2022-09
Banyard, Ashley C.	Detection and spread of high pathogenicity avian influenza virus H5N1 in the Antarctic Region	Nature Communications	10.1038/s41467-024-51490-8	03/09/2024
Banyard, Ashley C.	Detection of Highly Pathogenic Avian Influenza Virus H5N1 Clade 2.3.4.4b in Great Skuas: A Species of Conservation Concern in Great Britain	Viruses-Basel	10.3390/v14020212	2022-02
Bennison, A	A case study of highly pathogenic avian influenza (HPAI) H5N1 at Bird Island, South Georgia: the first documented outbreak in the subantarctic region	Bird Study	10.1080/00063657.2024.2396563	27/09/2024
Bevins, Sarah N.	Intercontinental Movement of Highly Pathogenic Avian Influenza A(H5N1) Clade 2.3.4.4 Virus to the United States, 2021	Emerging Infectious Diseases	10.3201/eid2805.220318	2022-05
Bøe, Cathrine Arnason	Emergence of highly pathogenic avian influenza viruses H5N1 and H5N5 in white-tailed eagles, 2021-2023	The Journal Of General Virology	10.1099/jgv.0.002035	2024-11
Bordes, Luca	Experimental infection of chickens, Pekin ducks, Eurasian wigeons and Barnacle geese with two recent highly pathogenic avian influenza H5N1 clade 2.3.4.4b viruses	Emerging Microbes & Infections	10.1080/22221751.2024.2399970	2024-12
Boulinier, Thierry	Avian influenza spread and seabird movements between colonies	Trends In Ecology & Evolution	10.1016/j.tree.2023.02.002	2023-05

Bregnballe, T	Outbreaks of highly pathogenic avian influenza (HPAI) epidemics in Baltic Great Cormorant <i>Phalacrocorax carbo</i> colonies in 2021 and 2022	Bird Study	10.1080/00063657.2024.2399168	27/09/2024
Briand, Francois-Xavier	Multiple independent introductions of highly pathogenic avian influenza H5 viruses during the 2020-2021 epizootic in France	Transboundary And Emerging Diseases	10.1111/tbed.14711	2022-11
Bruno, A	Highly Pathogenic Avian Influenza A (H5N1) Virus Outbreak in Ecuador in 2022-2024	Current Infectious Disease Reports	10.1007/s11908-024-00849-5	2024-12
Burke, B	A case study of the 2023 highly pathogenic avian influenza (HPAI) outbreak in tern (<i>Sternidae</i>) colonies on the east coast of the Republic of Ireland	Bird Study	10.1080/00063657.2024.2409196	30/10/2024
Caliendo, V	Transatlantic spread of highly pathogenic avian influenza H5N1 by wild birds from Europe to North America in 2021	Scientific Reports	10.1038/s41598-022-13447-z	11/07/2022
Caliendo, Valentina	Effect of 2020-21 and 2021-22 Highly Pathogenic Avian Influenza H5 Epidemics on Wild Birds, the Netherlands	Emerging Infectious Diseases	10.3201/eid3001.230970	2024-01
Caliendo, Valentina	Pathology and virology of natural highly pathogenic avian influenza H5N8 infection in wild Common buzzards (<i>Buteo buteo</i>)	Scientific Reports	10.1038/s41598-022-04896-7	18/01/2022
Careen, NG	Highly pathogenic avian influenza resulted in unprecedented reproductive failure and movement behaviour by Northern Gannets	Marine Ornithology	10.5038/2074-1235.52.1.1566	2024-04
Castro-Sanguinetti, Gina R.	Highly pathogenic avian influenza virus H5N1 clade 2.3.4.4b from Peru forms a monophyletic group with Chilean isolates in South America	Scientific Reports	10.1038/s41598-024-54072-2	13/02/2024
Cha, Ra Mi	Genetic Characterization and Pathogenesis of H5N1 High Pathogenicity Avian Influenza Virus Isolated in South Korea during 2021-2022	Viruses-Basel	10.3390/v15061403	2023-06
Cho, Andrew Yong	Index case of H5N1 clade 2.3.4.4b highly pathogenic avian influenza virus in wild birds, South Korea, November 2023	Frontiers In Veterinary Science	10.3389/fvets.2024.1366082	2024
Cormier, TL	Seabird and sea duck mortalities were lower during the second breeding season in eastern Canada following the introduction of highly pathogenic avian influenza A H5Nx viruses	Bird Study	10.1080/00063657.2024.2415161	30/10/2024

Cruz, Christopher D.	Highly Pathogenic Avian Influenza A(H5N1) from Wild Birds, Poultry, and Mammals, Peru	Emerging Infectious Diseases	10.3201/eid2912.230505	2023-12
de Araújo, Andreina Carvalho	Incursion of Highly Pathogenic Avian Influenza A(H5N1) Clade 2.3.4.4b Virus, Brazil, 2023	Emerging Infectious Diseases	10.3201/eid3003.231157	2024-03
Duff, Paul	Investigations associated with the 2020/21 highly pathogenic avian influenza epizootic in wild birds in Great Britain	The Veterinary Record	10.1002/vetr.1146	2021-11
Duriez, Olivier	Highly pathogenic avian influenza affects vultures' movements and breeding output	Current Biology: Cb	10.1016/j.cub.2023.07.061	11/09/2023
Dziadek, K	Phylogenetic and Molecular Characteristics of Wild Bird-Origin Avian Influenza Viruses Circulating in Poland in 2018-2022: Reassortment, Multiple Introductions, and Wild Bird-Poultry Epidemiological Links	Transboundary And Emerging Diseases	10.1155/2024/6661672	12/04/2024
EFSA	Avian influenza overview December 2022-March 2023	Efsa Journal	10.2903/j.efsa.2023.7917	2023-03
EFSA	Avian influenza overview - update on 19 November 2020, EU/EEA and the UK	Efsa Journal	10.2903/j.efsa.2020.6341	2020-11
EFSA	Avian influenza overview December 2021-March 2022	Efsa Journal	10.2903/j.efsa.2022.7289	2022-04
EFSA	Avian influenza overview May - September 2021	Efsa Journal	10.2903/j.efsa.2022.7122	2022-01
EFSA	Avian influenza overview September - December 2021	Efsa Journal	10.2903/j.efsa.2021.7108	2021-12
EFSA	Avian influenza overview March - June 2022	Efsa Journal	10.2903/j.efsa.2022.7415	2022-08
EFSA	Avian influenza overview September - December 2022	Efsa Journal	10.2903/j.efsa.2023.7786	2023-01
EFSA	Avian influenza overview February - May 2021	Efsa Journal	10.2903/j.efsa.2021.6951	2021-12
EFSA	Avian influenza overview August - December 2020	Efsa Journal	10.2903/j.efsa.2020.6379	2020-12
EFSA	Avian influenza overview June - September 2022	Efsa Journal	10.2903/j.efsa.2022.7597	2022-10
EFSA	Avian influenza overview December 2020 - February 2021	Efsa Journal	10.2903/j.efsa.2021.6497	2021-03
EFSA	Avian influenza overview April - June 2023	Efsa Journal	10.2903/j.efsa.2023.8191	2023-07
EFSA	Avian influenza overview March - April 2023	Efsa Journal	10.2903/j.efsa.2023.8039	2023-06
EFSA	Avian influenza overview June-September 2023	Efsa Journal	10.2903/j.efsa.2023.8328	2023-10

EFSA	Annual report on surveillance for avian influenza in poultry and wild birds in Member States of the European Union in 2022	Efsa Journal	10.2903/j.efsa.2023.8480	2023-12
El-Shesheny, Rabeh	Highly Pathogenic Avian Influenza A(H5N1) Virus Clade 2.3.4.4b in Wild Birds and Live Bird Markets, Egypt	Pathogens	10.3390/pathogens12010036	2023-01
Engelsma, Marc	Multiple Introductions of Reassorted Highly Pathogenic Avian Influenza H5Nx Viruses Clade 2.3.4.4b Causing Outbreaks in Wild Birds and Poultry in The Netherlands, 2020-2021	Microbiology Spectrum	10.1128/spectrum.02499-21	2022-04
European Food Safety Authority	Avian influenza overview September-December 2023	Efsa Journal. European Food Safety Authority	10.2903/j.efsa.2023.8539	2023-12
Falchieri, Marco	Shift in HPAI infection dynamics causes significant losses in seabird populations across Great Britain	Veterinary Record	10.1002/vetr.2311	2022-10
Fujimoto, Yoshikazu	Experimental and natural infections of white-tailed sea eagles (<i>Haliaeetus albicilla</i>) with high pathogenicity avian influenza virus of H5 subtype	Frontiers In Microbiology	10.3389/fmicb.2022.1007350	03/10/2022
Fujita, Ryosuke	Blowflies are potential vector for avian influenza virus at enzootic area in Japan	Scientific Reports	10.1038/s41598-024-61026-1	04/05/2024
Furness, Robert W.	Environmental Samples Test Negative for Avian Influenza Virus H5N1 Four Months after Mass Mortality at A Seabird Colony	Pathogens	10.3390/pathogens12040584	2023-04
Fusaro, Alice	High pathogenic avian influenza A(H5) viruses of clade 2.3.4.4b in Europe-Why trends of virus evolution are more difficult to predict	Virus Evolution	10.1093/ve/veae027	2024
Gamarra-Toledo, Victor	Highly Pathogenic Avian Influenza (HPAI) strongly impacts wild birds in Peru	Biological Conservation	10.1016/j.biocon.2023.110272	2023-10
Gamarra-Toledo, Víctor	Avian flu threatens Neotropical birds	Science	10.1126/science.adg2271	20/01/2023
Gass, Jonathon D.	Ecogeographic Drivers of the Spatial Spread of Highly Pathogenic Avian Influenza Outbreaks in Europe and the United States, 2016-Early 2022	International Journal Of Environmental Research And Public Health	10.3390/ijerph20116030	01/06/2023
Giacinti, Jolene A.	Avian influenza viruses in wild birds in Canada following incursions of highly pathogenic H5N1 virus from Eurasia in 2021-2022	Mbio	10.1128/mbio.03203-23	14/08/2024

Glazunova, Anastasia	A highly pathogenic avian influenza virus H5N1 clade 2.3.4.4 detected in Samara Oblast, Russian Federation	Frontiers In Veterinary Science	10.3389/fvets.2024.1244430	2024
Gobbo, Federica	Active Surveillance for Highly Pathogenic Avian Influenza Viruses in Wintering Waterbirds in Northeast Italy, 2020-2021	Microorganisms	10.3390/microorganisms9112188	2021-11
Godoy, Marcos	Evolution and Current Status of Influenza A Virus in Chile: A Review	Pathogens (Basel, Switzerland)	10.3390/pathogens12101252	17/10/2023
Gorta, SBZ	Kleptoparasitism in seabirds-A potential pathway for global avian influenza virus spread	Conservation Letters	10.1111/conl.13052	16/09/2024
Grant, Malin	Highly Pathogenic Avian Influenza (HPAI H5Nx, Clade 2.3.4.4.b) in Poultry and Wild Birds in Sweden: Synopsis of the 2020-2021 Season	Veterinary Sciences	10.3390/vetsci9070344	2022-07
Grémillet, David	Strong breeding colony fidelity in northern gannets following high pathogenicity avian influenza virus (HPAIV) outbreak	Biological Conservation	10.1016/j.biocon.2023.110269	01/10/2023
Günther, Anne	Avian raptors are indicator species and victims of high pathogenicity avian influenza virus HPAIV H5N1 (clade 2.3.4.4b) in Germany	Scientific Reports	10.1038/s41598-024-79930-x	20/11/2024
Günther, Anne	Iceland as Stepping Stone for Spread of Highly Pathogenic Avian Influenza Virus between Europe and North America	Emerging Infectious Diseases	10.3201/eid2812.221086	2022-12
Günther, Anne	Continuous surveillance of potentially zoonotic avian pathogens detects contemporaneous occurrence of highly pathogenic avian influenza viruses (HPAIV H5) and flaviviruses (USUV, WNV) in several wild and captive birds	Emerging Microbes & Infections	10.1080/22221751.2023.2231561	08/12/2023
Hall, Victoria	Surveillance for highly pathogenic avian influenza A (H5N1) in a raptor rehabilitation center-2022	Plos One	10.1371/journal.pone.0299330	2024
Haman, Katherine H.	A comprehensive epidemiological approach documenting an outbreak of H5N1 highly pathogenic avian influenza virus clade 2.3.4.4b among gulls, terns, and harbor seals in the Northeastern Pacific	Frontiers In Veterinary Science	10.3389/fvets.2024.1483922	2024
Harvey, Johanna A.	The changing dynamics of highly pathogenic avian influenza H5N1: Next steps for management & science in North America	Biological Conservation	10.1016/j.biocon.2023.110041	2023-06

He, Guimei	Genetically Divergent Highly Pathogenic Avian Influenza A(H5N8) Viruses in Wild Birds, Eastern China	Emerging Infectious Diseases	10.3201/eid2711.204893	2021-11
He, Zhen	Emerging Highly Pathogenic Avian Influenza (H5N8) Virus in <i>Podiceps nigricollis</i> in Northwest China in 2021	Transboundary And Emerging Diseases	10.1155/2023/7896376	21/02/2023
Hew, LY	Continuous Introduction of H5 High Pathogenicity Avian Influenza Viruses in Hokkaido, Japan: Characterization of Viruses Isolated in Winter 2022-2023 and Early Winter 2023-2024	Transboundary And Emerging Diseases	10.1155/2024/1199876	14/03/2024
Im, C	Mapping African Swine Fever and Highly Pathogenic Avian Influenza Outbreaks along the Demilitarized Zone in the Korean Peninsula	Transboundary And Emerging Diseases	10.1155/2024/8824971	30/05/2024
Isoda, Norikazu	Detection of New H5N1 High Pathogenicity Avian Influenza Viruses in Winter 2021-2022 in the Far East, Which Are Genetically Close to Those in Europe	Viruses-Basel	10.3390/v14102168	2022-10
Isoda, Norikazu	Re-Invasion of H5N8 High Pathogenicity Avian Influenza Virus Clade 2.3.4.4b in Hokkaido, Japan, 2020	Viruses-Basel	10.3390/v12121439	2020-12
Jeglinski, Jana W. E.	HPAIV outbreak triggers short-term colony connectivity in a seabird metapopulation	Scientific Reports	10.1038/s41598-024-53550-x	07/02/2024
Jimenez-Bluhm, Pedro	Detection and phylogenetic analysis of highly pathogenic A/H5N1 avian influenza clade 2.3.4.4b virus in Chile, 2022	Emerging Microbes & Infections	10.1080/22221751.2023.2220569	08/12/2023
Kang, Yong-Myung	Introduction of Multiple Novel High Pathogenicity Avian Influenza (H5N1) Virus of Clade 2.3.4.4b into South Korea in 2022	Transboundary And Emerging Diseases	10.1155/2023/8339427	13/04/2023
Kim, Ji-Yun	Genomic epidemiology of highly pathogenic avian influenza A (H5N1) virus in wild birds in South Korea during 2021-2022: Changes in viral epidemic patterns	Virus Evolution	10.1093/ve/veae014	2024
King, Jacqueline	Highly pathogenic avian influenza virus incursions of subtype H5N8, H5N5, H5N1, H5N4, and H5N3 in Germany during 2020-21	Virus Evolution	10.1093/ve/veac035	25/04/2022
Knief, Ulrich	Highly pathogenic avian influenza causes mass mortality in Sandwich Tern <i>Thalasseus sandvicensis</i> breeding colonies across north-western Europe	Bird Conservation International	10.1017/S0959270923000400	2024-01

Lane, Jude V.	High pathogenicity avian influenza (H5N1) in Northern Gannets (Morus bassanus): Global spread, clinical signs and demographic consequences	Ibis	10.1111/ibi.13275	2023
Leguia, Mariana	Highly pathogenic avian influenza A (H5N1) in marine mammals and seabirds in Peru	Nature Communications	10.1038/s41467-023-41182-0	07/09/2023
Letsholo, Samantha L.	Emergence of High Pathogenicity Avian Influenza Virus H5N1 Clade 2.3.4.4b in Wild Birds and Poultry in Botswana	Viruses-Basel	10.3390/v14122601	2022-12
Lewis, Nicola S.	Emergence and spread of novel H5N8, H5N5 and H5N1 clade 2.3.4.4 highly pathogenic avian influenza in 2020	Emerging Microbes & Infections	10.1080/22221751.2021.1872355	01/01/2021
Li, MH	Spatiotemporal and Species-Crossing Transmission Dynamics of Subclade 2.3.4.4b H5Nx HPAIVs	Transboundary And Emerging Diseases	10.1155/2024/2862053	10/07/2024
Li, Xiang	Emergence, prevalence, and evolution of H5N8 avian influenza viruses in central China, 2020	Emerging Microbes & Infections	10.1080/22221751.2021.2011622	31/12/2022
Liang, Yuan	Novel Clade 2.3.4.4b Highly Pathogenic Avian Influenza A H5N8 and H5N5 Viruses in Denmark, 2020	Viruses-Basel	10.3390/v13050886	2021-05
Lisovski, Simeon	Unexpected Delayed Incursion of Highly Pathogenic Avian Influenza H5N1 (Clade 2.3.4.4b) Into the Antarctic Region	Influenza And Other Respiratory Viruses	10.1111/irv.70010	2024-10
Liu, Yangfan	Risk factors for avian influenza in Danish poultry and wild birds during the epidemic from June 2020 to May 2021	Frontiers In Veterinary Science	10.3389/fvets.2024.1358995	21/02/2024
Lo, Fatou T.	Intercontinental Spread of Eurasian Highly Pathogenic Avian Influenza A(H5N1) to Senegal	Emerging Infectious Diseases	10.3201/eid2801.211401	2022-01
Lublin, A.	The History of Highly-Pathogenic Avian Influenza in Israel (H5-subtypes): from 2006 to 2023	Israel Journal Of Veterinary Medicine		2023-06
Lv, Xinru	Highly Pathogenic Avian Influenza A(H5N8) Clade 2.3.4.4b Viruses in Satellite-Tracked Wild Ducks, Ningxia, China, 2020	Emerging Infectious Diseases	10.3201/eid2805.211580	2022-05
Malmberg, Jennifer L.	Mortality in Wild Turkeys (Meleagris gallopavo) Associated with Natural Infection with H5N1 Highly Pathogenic Avian Influenza Virus (HPAIV) Subclade 2.3.4.4	Journal Of Wildlife Diseases	10.7589/JWD-D-22-00161	01/10/2023

Marandino, Ana	Spreading of the High-Pathogenicity Avian Influenza (H5N1) Virus of Clade 2.3.4.4b into Uruguay	Viruses-Basel	10.3390/v15091906	2023-09
McDuie, F	Mitigating Risk: Predicting H5N1 Avian Influenza Spread with an Empirical Model of Bird Movement	Transboundary And Emerging Diseases	10.1155/2024/5525298	18/07/2024
McLaughlin, A	Spatiotemporal patterns of low and highly pathogenic avian influenza virus prevalence in murrelets in Canada from 2007 to 2022- -a case study for wildlife viral monitoring	Facets	10.1139/facets-2023-0185	10/07/2024
Mihiretu, Berihun Dires	Novel Genotype of HA Clade 2.3.4.4b H5N8 Subtype High Pathogenicity Avian Influenza Virus Emerged at a Wintering Site of Migratory Birds in Japan, 2021/22 Winter	Pathogens (Basel, Switzerland)	10.3390/pathogens13050380	02/05/2024
Mine, Junki	Genetics of H5N1 and H5N8 High-Pathogenicity Avian Influenza Viruses Isolated in Japan in Winter 2021-2022	Viruses	10.3390/v16030358	26/02/2024
Mine, Junki	Genetics of Japanese H5N8 high pathogenicity avian influenza viruses isolated in winter 2020-2021 and their genetic relationship with avian influenza viruses in Siberia	Transboundary And Emerging Diseases	10.1111/tbed.14559	2022-09
Molini, Umberto	Highly pathogenic avian influenza H5N1 virus outbreak among Cape cormorants (<i>Phalacrocorax capensis</i>) in Namibia, 2022	Emerging Microbes & Infections	10.1080/22221751.2023.2167610	31/12/2023
Mosaad, Zienab	Emergence of Highly Pathogenic Avian Influenza A Virus (H5N1) of Clade 2.3.4.4b in Egypt, 2021-2022	Pathogens	10.3390/pathogens12010090	2023-01
Nagy, Alexander	Enzootic Circulation, Massive Gull Mortality and Poultry Outbreaks during the 2022/2023 High-Pathogenicity Avian Influenza H5N1 Season in the Czech Republic	Viruses	10.3390/v16020221	31/01/2024
Nemeth, Nicole M.	Bald eagle mortality and nest failure due to clade 2.3.4.4 highly pathogenic H5N1 influenza a virus	Scientific Reports	10.1038/s41598-023-27446-1	05/01/2023
Okuya, Kosuke	Isolation and genetic characterization of multiple genotypes of both H5 and H7 avian influenza viruses from environmental water in the Izumi plain, Kagoshima prefecture, Japan during the 2021/22 winter season	Comparative Immunology, Microbiology And Infectious Diseases	10.1016/j.cimid.2024.102182	2024-06

Okuya, Kosuke	Newly emerged genotypes of highly pathogenic H5N8 avian influenza viruses in Kagoshima prefecture, Japan during winter 2020/21	Journal Of General Virology	10.1099/jgv.0.001870	2023
Olawuyi, Kayode	Detection of clade 2.3.4.4 highly pathogenic avian influenza H5 viruses in healthy wild birds in the Hadeji-Nguru wetland, Nigeria 2022	Influenza And Other Respiratory Viruses	10.1111/irv.13254	2024-02
Ospina-Jimenez, Andres F.	Sequence-based epitope mapping of high pathogenicity avian influenza H5 clade 2.3.4.4b in Latin America	Frontiers In Veterinary Science	10.3389/fvets.2024.1347509	2024
Paradell, Oriol Giralt	Estimated mortality of the highly pathogenic avian influenza pandemic on northern gannets (<i>Morus bassanus</i>) in southwest Ireland	Biology Letters	10.1098/rsbl.2023.0090	14/06/2023
Pardo-Roa, Catalina	Cross-species transmission and PB2 mammalian adaptations of highly pathogenic avian influenza A/H5N1 viruses in Chile	Biorxiv: The Preprint Server For Biology	10.1101/2023.06.30.547205	30/06/2023
Paternina, Daniela	Dramatic re-emergence of avian influenza in Colombia and Latin America	Travel Medicine And Infectious Disease	10.1016/j.tmaid.2024.102711	2024
Pohlmann, Anne	Mass mortality among colony- breeding seabirds in the German Wadden Sea in 2022 due to distinct genotypes of HPAIV H5N1 clade 2.3.4.4b	Journal Of General Virology	10.1099/jgv.0.001834	2023
Prosser, Diann J.	A lesser scaup (<i>Aythya affinis</i>) naturally infected with Eurasian 2.3.4.4 highly pathogenic H5N1 avian influenza virus: Movement ecology and host factors	Transboundary And Emerging Diseases	10.1111/tbed.14614	2022
Provencher, Jennifer F.	Pathogen Surveillance in Swallows (family Hirundinidae): Investigation into Role as Avian Influenza Vector in Eastern Canada Agricultural Landscapes	Journal Of Wildlife Diseases	10.7589/JWD-D-23-00167	01/07/2024
Puryear, Wendy	Highly Pathogenic Avian Influenza A(H5N1) Virus Outbreak in New England Seals, United States	Emerging Infectious Diseases	10.3201/eid2904.221538	2023-04

Ramey, Andrew M.	Molecular detection and characterization of highly pathogenic H5N1 clade 2.3.4.4b avian influenza viruses among hunter-harvested wild birds provides evidence for three independent introductions into Alaska	Virology	10.1016/j.virol.2023.109938	2024-01
Reid, Scott M.	A multi-species, multi-pathogen avian viral disease outbreak event: Investigating potential for virus transmission at the wild bird - poultry interface	Emerging Microbes & Infections	10.1080/22221751.2024.2348521	2024-12
Reischak, Dilmara	First report and genetic characterization of the highly pathogenic avian influenza A(H5N1) virus in Cabot's tern (<i>Thalasseus acuflavidus</i>), Brazil	Veterinary And Animal Science	10.1016/j.vas.2023.100319	2023-12
Riaz, J	Coastal connectivity of marine predators over the Patagonian Shelf during the highly pathogenic avian influenza outbreak	Ecography	10.1111/ecog.07415	2024-11
Rijks, Jolianne M.	Mass Mortality Caused by Highly Pathogenic Influenza A(H5N1) Virus in Sandwich Terns, the Netherlands, 2022	Emerging Infectious Diseases	10.3201/eid2812.221292	2022-12
Rimondi, Agustina	Highly Pathogenic Avian Influenza A(H5N1) Viruses from Multispecies Outbreak, Argentina, August 2023	Emerging Infectious Diseases	10.3201/eid3004.231725	2024-04
Ringenberg, JM	Prevalence of Avian Influenza Virus in Atypical Wild Birds Host Groups during an Outbreak of Highly Pathogenic Strain EA/AM H5N1	Transboundary And Emerging Diseases	10.1155/2024/4009552	29/07/2024
Rivetti, Anselmo Vasconcelos	Phylodynamics of avian influenza A(H5N1) viruses from outbreaks in Brazil	Virus Research	10.1016/j.virusres.2024.199415	2024-09
Ross, Craig S.	Genetic Analysis of H5N1 High-Pathogenicity Avian Influenza Virus following a Mass Mortality Event in Wild Geese on the Solway Firth	Pathogens (Basel, Switzerland)	10.3390/pathogens13010083	17/01/2024
Russell, Shannon L.	Descriptive epidemiology and phylogenetic analysis of highly pathogenic avian influenza H5N1 clade 2.3.4.4b in British Columbia (B.C.) and the Yukon, Canada, September 2022 to June 2023	Emerging Microbes & Infections	10.1080/22221751.2024.2392667	2024-12
Sagong, Mingun	Emergence of clade 2.3.4.4b novel reassortant H5N1 high pathogenicity avian influenza virus in South Korea during late 2021	Transboundary And Emerging Diseases	10.1111/tbed.14551	2022-09

Seekings, Amanda H.	Transmission dynamics and pathogenesis differ between pheasants and partridges infected with clade 2.3.4.4b H5N8 and H5N1 high- pathogenicity avian influenza viruses	Journal Of General Virology	10.1099/jgv.0.001946	2024
Seo, Ye-Ram	Evolution and Spread of Highly Pathogenic Avian Influenza A(H5N1) Clade 2.3.4.4b Virus in Wild Birds, South Korea, 2022-2023	Emerging Infectious Diseases	10.3201/eid3002.231274	2024-02
Seo, Ye-Ram	Genetic and pathological analysis of hooded cranes (<i>Grus monacha</i>) naturally infected with clade 2.3.4.4b highly pathogenic avian influenza H5N1 virus in South Korea in the winter of 2022	Frontiers In Veterinary Science	10.3389/fvets.2024.1499440	2024
Shemmings-Payne, Wesley	Repeatability and reproducibility of hunter-harvest sampling for avian influenza virus surveillance in Great Britain	Research In Veterinary Science	10.1016/j.rvsc.2024.105279	2024-06
Si, Young Jae	Evolutional dynamics of highly pathogenic avian influenza H5N8 genotypes in wintering bird habitats: Insights from South Korea's 2020-2021 season	One Health (Amsterdam, Netherlands)	10.1016/j.onehlt.2024.100719	2024-06
Smietanka, Krzysztof	Highly pathogenic avian influenza H5Nx in Poland in 2020/2021: a descriptive epidemiological study of a large-scale epidemic	Journal Of Veterinary Research	10.2478/jvetres-2022-0017	25/03/2022
Sobolev, Ivan	Highly Pathogenic Avian Influenza A(H5N1) Virus-Induced Mass Death of Wild Birds, Caspian Sea, Russia, 2022	Emerging Infectious Diseases	10.3201/eid2912.230330	2023-12
Tammiranta, Niina	Highly pathogenic avian influenza A (H5N1) virus infections in wild carnivores connected to mass mortalities of pheasants in Finland	Infection, Genetics And Evolution	10.1016/j.meegid.2023.105423	2023-07
Taylor, Liam U.	Limited Outbreak of Highly Pathogenic Influenza A(H5N1) in Herring Gull Colony, Canada, 2022	Emerging Infectious Diseases	10.3201/eid2910.230536	2023-10
Teitelbaum, Claire S.	North American wintering mallards infected with highly pathogenic avian influenza show few signs of altered local or migratory movements	Scientific Reports	10.1038/s41598-023-40921-z	02/09/2023
Tian, Jingman	Highly Pathogenic Avian Influenza Virus (H5N1) Clade 2.3.4.4b Introduced by Wild Birds, China, 2021	Emerging Infectious Diseases	10.3201/eid2907.221149	2023-07
Tomás, Gonzalo	Highly pathogenic avian influenza H5N1 virus infections in pinnipeds and seabirds in Uruguay: Implications for bird-mammal transmission in South America	Virus Evolution	10.1093/ve/veae031	2024

Tyndall, Amy A.	Quantifying the Impact of Avian Influenza on the Northern Gannet Colony of Bass Rock Using Ultra-High-Resolution Drone Imagery and Deep Learning	Drones	10.3390/drones8020040	2024-02
Uhart, Marcela M.	Epidemiological data of an influenza A/H5N1 outbreak in elephant seals in Argentina indicates mammal-to-mammal transmission	Nature Communications	10.1038/s41467-024-53766-5	11/11/2024
V. Ezhov, A.	Current State and Development Factors of Northern Gannet (<i>Morus bassanus</i> , Sulidae, Aves) Colonies in the Russian Sector of the Barents Sea	Zoologicheskyy Zhurnal	10.31857/S0044513424010076	2024-01
Verma, Asha Kumari	Highly pathogenic avian influenza (H5N1) infection in crows through ingestion of infected crow carcasses	Microbial Pathogenesis	10.1016/j.micpath.2023.106330	2023-10
Xie, Ruopeng	The episodic resurgence of highly pathogenic avian influenza H5 virus	Nature	10.1038/s41586-023-06631-2	2023-10
Xiong, Jiasong	Emerging highly pathogenic avian influenza (H5N8) virus in migratory birds in Central China, 2020	Emerging Microbes & Infections	10.1080/22221751.2021.1956372	01/01/2021
Xu, Qiuzi	Emergence of highly pathogenic avian influenza A (H5N8) clade 2.3.4.4b viruses in grebes in Inner Mongolia and Ningxia, China, in 2021	Journal Of Integrative Agriculture	10.1016/j.jia.2023.09.026	2024-01
Yang, Jing	Novel Avian Influenza Virus (H5N1) Clade 2.3.4.4b Reassortants in Migratory Birds, China	Emerging Infectious Diseases	10.3201/eid2906.221723	2023-06
Yang, Qiqi	Synchrony of Bird Migration with Global Dispersal of Avian Influenza Reveals Exposed Bird Orders	Nature Communications	10.1038/s41467-024-45462-1	06/02/2024
Ye, Hejia	Divergent Reassortment and Transmission Dynamics of Highly Pathogenic Avian Influenza A(H5N8) Virus in Birds of China During 2021	Frontiers In Microbiology	10.3389/fmicb.2022.913551	30/06/2022
Yin, Shenglai	Strong and consistent effects of waterbird composition on HPAI H5 occurrences across Europe	Ecological Applications	10.1002/eap.3010	2024-09
Youk, Sungsu	H5N1 highly pathogenic avian influenza clade 2.3.4.4b in wild and domestic birds: Introductions into the United States and reassortments, December 2021-April 2022	Virology	10.1016/j.virol.2023.109860	2023-10

Zeng, Jinfeng	Spatiotemporal genotype replacement of H5N8 avian influenza viruses contributed to H5N1 emergence in 2021/2022 panzootic	Journal Of Virology	10.1128/jvi.01401-23	19/03/2024
Zhang, Guogang	Bidirectional Movement of Emerging H5N8 Avian Influenza Viruses Between Europe and Asia via Migratory Birds Since Early 2020	Molecular Biology And Evolution	10.1093/molbev/msad019	03/02/2023
Zhang, Jiahao	Genomic evolution, transmission dynamics, and pathogenicity of avian influenza A (H5N8) viruses emerging in China, 2020	Virus Evolution	10.1093/ve/veab046	20/01/2021
Zhang, Jiahao	Survivability of H5N8 mixed wild bird droppings in different conditions	Lancet Microbe	10.1016/S2666-5247(22)00031-3	2022-05
Zhang, Xiaoqing	Highly Pathogenic Avian Influenza A Virus in Wild Migratory Birds, Qinghai Lake, China, 2022	Emerging Infectious Diseases	10.3201/eid3010.240460	2024-10