

Trapping potentials and quantum gates for microwave-dressed Rydberg atoms on an atom chip

Iason Tsiamis,^{1,2} Georgios Doultsinos,^{2,3} Manuel Kaiser,⁴ Dominik Jakab,⁴ Andreas Günther,⁴ József Fortágh,⁴ and David Petrosyan^{2,4}

¹*Dahlem Center for Complex Quantum Systems and Fachbereich Physik, Freie Universität Berlin, 14195 Berlin, Germany*

²*Institute of Electronic Structure and Laser and Center for Quantum Science and Technologies, FORTH, 70013 Heraklion, Crete, Greece*

³*Department of Physics, University of Crete, Heraklion, Greece*

⁴*Center for Quantum Science, Physikalisches Institut, Eberhard Karls Universität Tübingen, Auf der Morgenstelle 14, 72076 Tübingen, Germany*

(Dated: April 15, 2025)

Rydberg atoms in static electric fields possess permanent dipole moments. When the atoms are close to a surface producing an inhomogeneous electric field, such as by the adsorbates on an atom chip, depending on the sign of the dipole moment of the Rydberg-Stark eigenstate, the atoms may experience a force towards or away from the surface. We show that by applying a bias electric field and coupling a desired Rydberg state by a microwave field of proper frequency to another Rydberg state with opposite sign of the dipole moment, we can create a trapping potential for the atom at a prescribed distance from the surface. Perfectly overlapping trapping potentials for several Rydberg states can also be created by multi-component microwave fields. A pair of such trapped Rydberg states of an atom can represent a qubit. Finally, we discuss an optimal realization of the SWAP gate between pairs of such atomic Rydberg qubits separated by a large distance but interacting with a common mode of a planar microwave resonator at finite temperature.

I. INTRODUCTION

Integrated superconducting atom chips provide a versatile platform to realize hybrid quantum systems enabling coherent coupling between cold atoms and superconducting circuits [1–3]. Achieving strong interactions between atoms and on-chip planar microwave resonators requires positioning the atoms near the chip surface and exciting them to Rydberg states having strong electric dipole transitions of appropriate frequencies [4–7]. However, inhomogeneous static electric fields from adsorbates on the chip surface induce spatially varying energy shifts of Rydberg states [8, 9], complicating their coherent manipulation for quantum information applications. Moreover, the spatial inhomogeneity of the field can lead to sizable mechanical force acting on Rydberg atoms, resulting in decoherence or even their loss.

Various strategies have been explored to suppress adsorbate fields: Using specially oriented quartz crystals as substrate materials can reduce adsorbate binding [10], while covering the chip surface with a thin metallic (rubidium) layer neutralizes stray electric fields, enabling coherent Rydberg state manipulation [11]. Microwave dressing further reduces differential Stark shifts between Rydberg state pairs, enhancing their coherence [12]. Despite these advances, mitigating the effects of inhomogeneous adsorbate fields remains an active area of research.

As an alternative to suppressing adsorbate fields, we explore how to exploit the typical conditions on atom chips to trap and coherently manipulate Rydberg atoms. Inspired by the methods to trap paramagnetic atoms in radio-frequency adiabatic potentials [13], we demonstrate that one can create a trapping potential for a Ry-

dberg atom in an inhomogeneous electric field using a microwave field near-resonant with an electric-dipole transition between a pair of Rydberg-Stark eigenstates with opposite sign of the static dipole moment. The main idea is schematically illustrated in Fig. 1 and it enables trapping Rydberg atoms in principle in any spatially varying electric fields.

We focus here on trapping Rydberg atoms near the surface of an integrated superconducting atom chip for quantum information applications. By tuning the microwave frequency and using an additional homogeneous bias field, the trapping potential can be placed at a precise distance from the chip surface. Moreover, well-aligned trapping potentials for several Rydberg states can be created by multi-component microwave fields. Hence, a pair of trapped Rydberg states of an atom can represent a qubit driven by a resonant microwave field or interacting with a particular microwave mode of the on-chip planar waveguide resonator. Then, pairs of such qubits near the chip surface separated from each other by large distances but coupled simultaneously to the same cavity mode can interact via exchange of virtual photons [14–16]. This can realize the SWAP operation [16] or the entangling $\sqrt{\text{SWAP}}$ gate between the Rydberg qubits mediated by the cavity even at finite temperature and thus containing thermal photons.

II. MICROWAVE-DRESSED POTENTIALS FOR RYDBERG ATOMS

We now discuss more quantitatively how to form a trapping potential for a Rydberg atom in a spatially in-

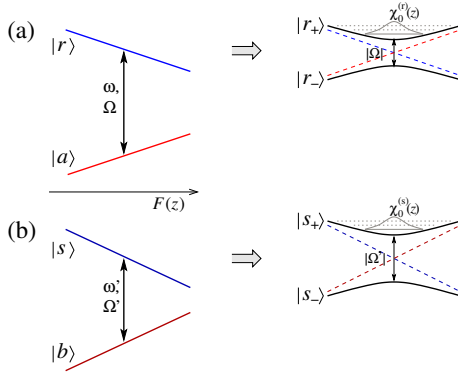


FIG. 1. Illustration of the Rydberg atom trapping scheme. (a) A pair of atomic Rydberg states $|r\rangle$ and $|a\rangle$ with static dipole moments $d_r > 0$ and $d_a \simeq -d_r$ are energy shifted by an electric field $F(z)$ in the opposite directions (left). The atom is irradiated by a microwave field of frequency ω detuned by $\Delta = \omega - \omega_{ra}$ from the unperturbed atomic resonance ω_{ra} . In a spatially varying field $F(z)$, in the frame rotating with frequency ω , the Rydberg levels cross at z_0 such that $\hbar\Delta + (d_r - d_a)|F(z_0)| = 0$. The microwave field coupling the levels $|r\rangle$ and $|a\rangle$ with the Rabi frequency Ω lifts this degeneracy and results in avoided crossing of the two eigenstates $|r_{\pm}\rangle$ with energies E_{\pm} split by $|\Omega|$ (right). The upper potential curve E_+ forms a trapping potential with the vibrational ground-state wavefunction $\chi_0^{(r)}(z)$ centered at $z_{\min} \simeq z_0$. (b) A similar trapping potential can be created for another Rydberg state $|s\rangle$ having a static dipole moment $d_s > 0$ by coupling it to state $|b\rangle$ having $d_b \simeq -d_s$ by a microwave field with Rabi frequency Ω' and detuning $\Delta' = \omega' - \omega_{sb}$. By choosing $\Delta' = \Delta \frac{(d_s - d_b)}{(d_r - d_a)}$ and $|\Omega'| = |\Omega| \frac{(d_s - d_b)^2}{(d_r - d_a)^2}$, we ensure that trapping potentials for both $|s_+\rangle$ and $|r_+\rangle$ are centered at $z_{\min} \simeq z_0$ and have the same vibrational frequency and therefore well-overlapping ground-state wavefunctions $\chi_0^{(s)}(z) \simeq \chi_0^{(r)}(z)$.

homogeneous electric field. To be specific, we consider a superconducting atom chip and assume that the adsorbates on the chip surface produce an inhomogeneous electric field $F_0 e^{-z/\zeta}$ that decays exponentially with the distance z from the surface. Using an electrode parallel to the chip surface [7], we can apply a homogeneous bias field F_b to partially compensate the surface field and attain the desired field magnitude at a prescribed distance from the surface. The total field is then

$$F(z) = F_0 e^{-z/\zeta} + F_b, \quad (1)$$

as illustrated in Fig. 2(a). Close to the chip surface, $z \ll \zeta$, the total field is approximately linear in z , $F(z) \approx F_0 + F_b - F_0 z/\zeta$.

A. Trapping potential for a Rydberg-state atom

Consider a Rydberg atom near the surface of the chip. The Rydberg-Stark eigenstates of the atom in a static electric field possess permanent dipole moments. We select a Rydberg state $|r\rangle$ and an auxiliary state $|a\rangle$ hav-

ing dipole moments $d_{r,a}$ that are close in magnitude but have opposite signs, $d_a \simeq -d_r$. In the static electric field F , these two energy levels shift downwards or upwards, $E_{r,a} = \hbar\omega_{r,a} - d_{r,a}|F|$, depending on the sign of their dipole moment, as illustrated in Fig. 1(a). We couple level $|r\rangle$ to $|a\rangle$ with a microwave field of frequency ω near resonant with the (shifted) transition frequency $\omega_{ra} - (d_r - d_a)|F|/\hbar$. The total Hamiltonian for the atom can be cast as

$$\mathcal{H} = \mathcal{H}_0 + \mathcal{H}_F + \mathcal{H}_{\text{MW}}, \quad (2)$$

where $\mathcal{H}_0 = \hbar\omega_r \hat{\sigma}_{rr} + \hbar\omega_a \hat{\sigma}_{aa}$ describes the unperturbed Rydberg energy levels, $\mathcal{H}_F = -d_r |F(z)| \hat{\sigma}_{rr} - d_a |F(z)| \hat{\sigma}_{aa}$ describes the level shifts in the electric field, and $\mathcal{H}_{\text{MW}} = -\hbar \frac{1}{2} \Omega e^{-i\omega t} \hat{\sigma}_{ra} + \text{H.c.}$ is the interaction with the microwave field with Rabi frequency Ω , and $\hat{\sigma}_{\mu\nu} \equiv |\mu\rangle \langle \nu|$ are the atomic projection ($\mu = \nu$) or transition ($\mu \neq \nu$) operators. Using the unitary transformation $\mathcal{U} = \exp[-i\omega_r \hat{\sigma}_{rr} t - i(\omega_r - \omega) \hat{\sigma}_{aa} t]$, we obtain the interaction Hamiltonian in the rotating frame

$$\tilde{\mathcal{H}} = \mathcal{U}^\dagger [\mathcal{H} - i\hbar \partial_t] \mathcal{U} = \hbar \begin{pmatrix} -d_r |F(z)|/\hbar & -\frac{1}{2}\Omega \\ -\frac{1}{2}\Omega^* & \Delta - d_a |F(z)|/\hbar \end{pmatrix}, \quad (3)$$

where $\Delta = \omega - \omega_{ra}$ is the detuning of the microwave field with respect to the unperturbed atomic resonance ω_{ra} , and for simplicity we assume linear dc Stark effect with $d_{r,a}$ independent on F (or slowly varying with F). In the limit of $\Omega \rightarrow 0$, the energies $E_{r,a}$ of states $|r\rangle, |a\rangle$ cross (in the rotating frame) when $\tilde{\Delta}(z) \equiv \Delta + (d_r - d_a)|F(z)|/\hbar = 0$, corresponding to distance

$$z_0 = -\zeta \ln \left(\frac{\hbar}{d_a - d_r} \frac{\Delta}{F_0} - \frac{F_b}{F_0} \right) \approx \zeta \left(1 - \frac{\hbar}{d_a - d_r} \frac{\Delta}{F_0} + \frac{F_b}{F_0} \right), \quad (4)$$

where we assumed $F(z) > 0$ [17]. Note that z_0 can be tuned by changing the microwave detuning Δ or varying the bias field F_b , as illustrated in Fig. 2(b). Once we switch on the microwave field ($\Omega \neq 0$) that hybridizes the state $|r\rangle$ with $|a\rangle$, the crossing turns into avoided crossing. The eigenstates $|r_{\pm}\rangle$ and the corresponding eigenenergies E_{\pm} of Hamiltonian (3) are

$$|r_{\pm}\rangle = \frac{1}{\sqrt{N_{\pm}}} \left\{ \left[\tilde{\Delta}(z) \mp \sqrt{\tilde{\Delta}^2(z) + |\Omega|^2} \right] |r\rangle + \Omega |a\rangle \right\}, \quad (5a)$$

$$E_{\pm}(z)/\hbar = \frac{1}{2} \left[\tilde{\Delta}(z) \pm \sqrt{\tilde{\Delta}^2(z) + |\Omega|^2} \right] - d_r |F(z)|/\hbar, \quad (5b)$$

where N_{\pm} are the normalization factors. The dressed energy eigenvalues are shown in Fig. 2(c). In the vicinity of the avoided crossing, $z \simeq z_0$, they are split by $|\Omega|$ and the upper potential curve $E_+(z)$ has a well that can trap the atom at a prescribed distance from the chip surface.

To characterize the microwave-dressed trapping potential, we expand $E_+(z)$ around the local minimum $z_{\min} = z_0$ as

$$E_+ \simeq E_+^{\min} + \frac{1}{2} k (z - z_{\min})^2, \quad (6)$$

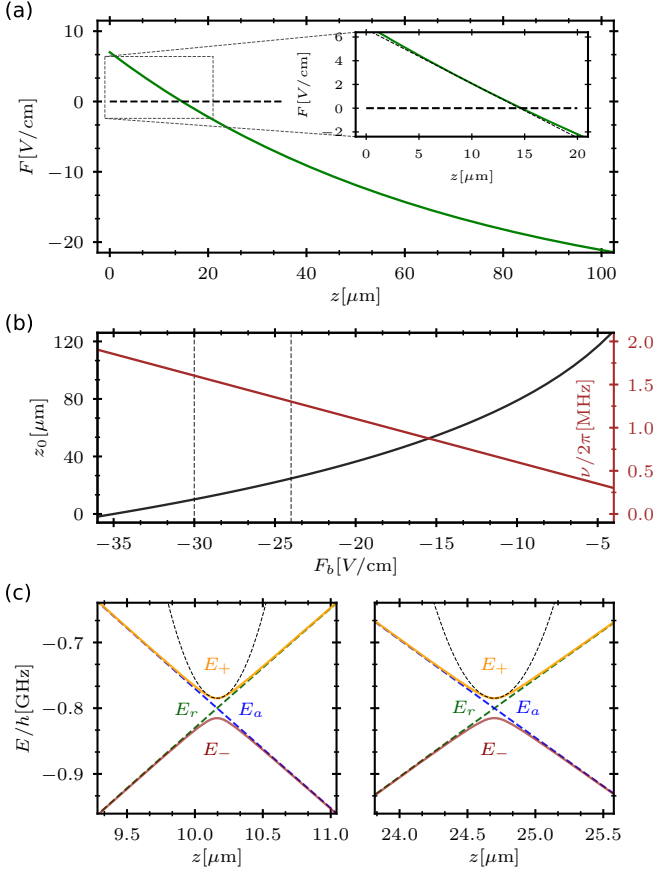


FIG. 2. (a) Total electric field $F(z)$ of Eq. (1) vs distance z from the chip. The parameters are $F_0 = 37$ V/cm, $F_b \simeq -30$ V/cm, $\zeta = 70$ μm . Inset: magnified view of the electric field in the linear regime $z \ll \zeta$. (b) Trap position z_0 and frequency ν (for ^{87}Rb atom) as functions of the applied bias field F_b for fixed $\Delta/2\pi = -1.6$ GHz, $\Omega/2\pi = 30$ MHz, and $|d_{r,a}|/\hbar \simeq 400$ MHz/(V/cm). (c) Microwave-dressed energy levels E_{\pm} vs distance z exhibiting avoided crossing at $z_0 \simeq 10\mu\text{m}$ and $z_0 \simeq 25\mu\text{m}$ for $F_b = -30$ V/cm and $F_b = -24$ V/cm (vertical dashed lines in (b)), respectively. The upper eigenenergy E_+ forms a trapping potential approximated by parabola.

where $E_+^{\min}/\hbar = \Delta d_r/(d_r - d_a) + \frac{1}{2}|\Omega|$ is the potential minimum and

$$k = \frac{[\hbar\Delta + (d_r - d_a)F_b]^2}{2\hbar|\Omega|\zeta^2} \quad (7)$$

is the force constant, which reduces to $k \simeq (d_r - d_a)^2 F_0^2 / (2\hbar|\Omega|\zeta^2)$ for $z_0 \ll \zeta$. For an atom of mass m_{at} , we thus obtain an approximately harmonic trap with vibrational frequency $\nu = \sqrt{k/m_{\text{at}}}$, while the wavefunction of the ground vibrational state ($n = 0$)

$$\chi_0^{(r)}(z) = \left(\frac{1}{\pi\sigma^2}\right)^{1/4} e^{-\frac{(z-z_{\min})^2}{2\sigma^2}}$$

has the width $\sigma = \sqrt{\hbar/(m_{\text{at}}\nu)}$. In Fig. 2(b) we plot the trap position z_{\min} and vibrational frequency ν versus

the bias field F_b for fixed Δ and Ω . We observe that with decreasing the magnitude of $|F_b|$ the trap position $z_{\min} = z_0$ moves away from the chip surface and the trap becomes shallower (decreasing ν).

We note that if $|d_r| \neq |d_a|$ (but d_r and d_a still have opposite signs), the position of potential minimum z_{\min} in Eq. (6) will be slightly shifted from the position of level crossing z_0 , and the expressions for the trap frequency and width will deviate from the above expressions, as discussed in Appendix A.

In Fig. 2 we illustrate the foregoing discussion using the experimental values for the inhomogeneous adsorbate field [7] and the compensating bias field and employing realistic atomic parameters for an alkaline Rydberg atom. In Appendix B we show two examples of Stark maps of Rydberg state manifolds of Rb atom suitable for the proposed trapping scheme.

B. Trapping potentials for two Rydberg states

We can simultaneously create co-localized trapping potentials for other Rydberg states of the atom using additional frequency components of the microwave field to couple the desired Rydberg states to appropriate auxiliary states. Consider another Rydberg state $|s\rangle$ having static dipole moment d_s . We select an auxiliary state $|b\rangle$ with dipole moment $d_b \simeq -d_s$ and apply another microwave field of frequency ω' near-resonant with the (shifted) transition frequency $\omega_{sb} - (d_s - d_b)|F(z_0)|/\hbar$. By setting its detuning

$$\Delta' \equiv \omega' - \omega_{sb} = -(d_s - d_b)|F(z_0)|/\hbar = \Delta \frac{(d_s - d_b)}{(d_r - d_a)}, \quad (8)$$

we ensure that levels $|s\rangle$ and $|b\rangle$ cross again at z_0 . Simultaneously, by choosing the Rabi frequency Ω' of the second microwave field driving the transition $|s\rangle \rightarrow |b\rangle$ as

$$|\Omega'| = |\Omega| \frac{(d_s - d_b)^2}{(d_r - d_a)^2}, \quad (9)$$

we ensure that the trapping potential E'_+ for $|s_+\rangle$ centered at $z'_{\min} = z_0$ have the same vibrational frequency $\nu' = \nu$. Hence, both trapping potentials for $|s_+\rangle$ and $|r_+\rangle$ have well-overlapping ground-state wavefunctions $\chi_0^{(s)}(z) \simeq \chi_0^{(r)}(z)$.

We note again that if $|d_s| \neq |d_b|$ (but d_s and d_b have opposite signs), z'_{\min} will not coincide with z_0 and z_{\min} of the potential E_+ . But this mismatch can be corrected by slightly shifting the detuning Δ' in Eq. (8) and thereby the level crossing point z'_0 which will permit to perfectly align the potential minima $z'_{\min} = z_{\min}$ (see Appendix A). Examples of suitable Rydberg states $|s\rangle$ and $|b\rangle$ (as well as $|r\rangle$ and $|a\rangle$) of Rb are shown in Appendix B.

C. Rydberg atom qubit

We can thus use a pair of trapped Rydberg states of the atom to represent a qubit with the basis states $|0\rangle \equiv |s_+\rangle \otimes \chi_0^{(s)}$ and $|1\rangle \equiv |r_+\rangle \otimes \chi_0^{(r)}$ and the corresponding Bohr frequencies $\omega_0 = \omega_s - d_s|F(z_0)|/\hbar + \frac{1}{2}\Omega' + \frac{1}{2}\nu'$ and $\omega_1 = \omega_r - d_r|F(z_0)|/\hbar + \frac{1}{2}\Omega + \frac{1}{2}\nu$. The qubit transition $|0\rangle \leftrightarrow |1\rangle$ can be driven by a near-resonant microwave field ε_q of frequency $\omega_q \simeq \omega_{10} \equiv \omega_1 - \omega_0$. Given the dipole matrix element \wp_{sr} for the Rydberg transition $|s\rangle \rightarrow |r\rangle$, the transition $|0\rangle \rightarrow |1\rangle$ has the dipole matrix element $\wp_{01} = \frac{1}{2}f_{sr}\wp_{sr}$, where the factor 1/2 comes from $\langle s_+|\hat{\sigma}_{sr}|r_+\rangle \simeq 1/2$ and the Franck-Condon factor f_{sr} is proportional to the overlap of the spatial wavefunctions,

$$f_{sr} = \int \chi_0^{(s)*}(z)\chi_0^{(r)}(z)dz = \left(\frac{2\sigma\sigma'}{\sigma^2 + \sigma'^2}\right)^{1/2} e^{-\frac{(z_{\min} - z'_{\min})^2}{2(\sigma^2 + \sigma'^2)}},$$

which reduces to $f_{sr} \simeq 1$ for $z_{\min} \simeq z'_{\min}$ and $\nu \simeq \nu'$. The Rabi frequency of the microwave field driving the qubit transition is $\Omega_q = \wp_{01}\varepsilon_q/2\hbar$, and a resonant, $\omega_q = \omega_{10}$, microwave pulse of area $\theta = \int \Omega_q dt = \pi$ will flip the qubit state $|0\rangle \leftrightarrow |1\rangle$, while a $\pi/2$ -pulse applied to a qubit in, e.g., state $|0\rangle$ will create a superposition state $|0\rangle \rightarrow (|0\rangle + ie^{i\phi}|1\rangle)/\sqrt{2}$, where ϕ is the phase of the microwave field. Hence, arbitrary qubit rotations $R_{x,y}(\theta)$ about the \hat{x} and \hat{y} axes of the Bloch sphere can be performed by a resonant microwave field of proper area θ and phase $\phi = -\pi/2, 0$. Rotations $R_z(\theta)$ about the \hat{z} axis can be induced by, e.g., a non-resonant microwave field, $|\Delta_q| \gg \Omega_q$ ($\Delta_q = \omega_q - \omega_{10}$), inducing level shifts $\delta\omega_{0,1} = \mp|\Omega_q|^2/2\Delta_q$ of $|0\rangle$ and $|1\rangle$ in the opposite directions, and thereby their phase shift $\theta = \delta\omega_{0,1}t$ during time t .

III. CAVITY-MEDIATED SWAP GATE BETWEEN RYDBERG-ATOM QUBITS

To implement quantum gates between the trapped Rydberg qubits, we can couple them to a common mode of an on-chip microwave resonator that will mediate their interaction [16]. We thus consider a pair of atoms $j = 1, 2$ placed at different but equivalent positions within the electric field mode of the microwave cavity. Meanwhile, the atoms are largely separated from each other and direct interaction between their Rydberg states is negligibly small. The Hamiltonian for the system is

$$\mathcal{H} = \mathcal{H}_c + \sum_j (\mathcal{H}_q^{(j)} + \mathcal{V}_{qc}^{(j)}), \quad (10)$$

where $\mathcal{H}_c = \hbar\omega_c\hat{c}^\dagger\hat{c}$ describes the cavity mode with frequency ω_c and the photon creation and annihilation operators \hat{c}^\dagger, \hat{c} , $\mathcal{H}_q^{(j)} = \hbar\omega_0^{(j)}\hat{\sigma}_{00}^{(j)} + \hbar\omega_{11}^{(j)}\hat{\sigma}_{11}^{(j)}$ describes the qubit levels of atom j , and $\mathcal{V}_{qc}^{(j)} = g_j\hat{\sigma}_{10}^{(j)}\hat{c} + \text{H.c.}$ is the qubit-cavity interaction in the rotating wave approximation. The coupling strength $g_j = (\wp_{01}/\hbar)\varepsilon_c u(\mathbf{r}_j)$ is proportional to the $|0\rangle \leftrightarrow |1\rangle$ transition dipole moment \wp_{01} ,

the field per photon $\varepsilon_c = \sqrt{\hbar\omega_c/\epsilon_0 V_c}$ in the cavity with the effective volume V_c , and the cavity mode function $u(\mathbf{r}_j)$ at the atomic position \mathbf{r}_j . For a coplanar waveguide resonator with the stripline length L and the grounded electrodes at distance D (dielectric gap), the effective cavity volume is $V_c = 2\pi D^2 L$ and the mode function near the standing wave field antinode falls off with distance from the surface as $u(\mathbf{r}) \simeq e^{-z/D}$ [18].

Using the unitary transformation $\mathcal{U} = \exp[-i\omega_c\hat{c}^\dagger\hat{c}t] \otimes \exp[-i\sum_j(\omega_0^{(j)} + \delta_c^{(j)}/2)\hat{\sigma}_{00}^{(j)}t] \otimes \exp[-i\sum_j(\omega_1^{(j)} - \delta_c^{(j)}/2)\hat{\sigma}_{11}^{(j)}t]$ we obtain the interaction Hamiltonian $\tilde{\mathcal{V}}_{qc} = \mathcal{U}^\dagger[\mathcal{H} - i\hbar\partial_t]\mathcal{U}$ in the frame rotating with the frequency of the cavity mode:

$$\tilde{\mathcal{V}}_{qc} = \sum_{j=1,2} \left[\frac{1}{2}\delta_c^{(j)} (\hat{\sigma}_{00}^{(j)} - \hat{\sigma}_{11}^{(j)}) + g_j (\hat{c}^\dagger\hat{\sigma}_{01}^{(j)} + \hat{\sigma}_{10}^{(j)}\hat{c}) \right], \quad (11)$$

where $\delta_c^{(j)} = \omega_c - \omega_{10}^{(j)}$ is the detuning of the cavity mode from the qubit transition.

Several relaxation processes affect the system. We assume that the Rydberg qubit states $|0(1)\rangle_j$ of each atom irreversibly decay to state(s) $|l\rangle_j$ outside the computational space with rate γ , which is described by the Lindblad operators $\hat{L}_{0(1)}^{(j)} = \sqrt{\gamma}\hat{\sigma}_{10(1)}^{(j)}$. Then the cavity field relaxes with rate κ towards thermal equilibrium with the mean number of thermal photons $\bar{n}_{\text{th}} = (e^{\hbar\omega_c/k_B T} - 1)^{-1}$ at temperature T as described by Lindblad operators $\hat{L}_-^{(c)} = \sqrt{\kappa(\bar{n}_{\text{th}} + 1)}\hat{c}$ and $\hat{L}_+^{(c)} = \sqrt{\kappa\bar{n}_{\text{th}}}\hat{c}^\dagger$ [19].

We simulate the dissipative dynamics of the system using the quantum Monte Carlo stochastic wavefunction approach [19–21]. We thus propagate the wavefunction $|\Psi\rangle$ of the compound system, consisting of the two atoms $j = 1, 2$ with the internal states $|0, 1, l\rangle_j$ and the cavity field containing $n \in [0, n_{\text{max}}]$ photons (with a sufficiently large cut-off $n_{\text{max}} = 10\bar{n}_{\text{th}}$) with the effective non-Hermitian Hamiltonian

$$\mathcal{H}_{\text{eff}} = \tilde{\mathcal{V}}_{qc} - \frac{i\hbar}{2} \left[\sum_{j=1,2} \sum_{\mu=0,1} \hat{L}_\mu^{(j)\dagger} \hat{L}_\mu^{(j)} + \sum_{\nu=-,+} \hat{L}_\nu^{(c)\dagger} \hat{L}_\nu^{(c)} \right] \quad (12)$$

that does not preserve the norm $\langle\Psi|\Psi\rangle$ of the wavefunction. The evolution is accompanied by quantum jumps $|\Psi\rangle \rightarrow \hat{L}_\alpha^{(\beta)}|\Psi\rangle/\sqrt{\langle\Psi|\hat{L}_\alpha^{(\beta)\dagger}\hat{L}_\alpha^{(\beta)}|\Psi\rangle}$ along the different relaxation channels with probabilities proportional to $\langle\Psi|\hat{L}_\alpha^{(\beta)\dagger}\hat{L}_\alpha^{(\beta)}|\Psi\rangle$. Hence, decay of the atomic Rydberg states $|0(1)\rangle_j \rightarrow |l\rangle_j$ results in qubit loss, while quantum jumps between the different photon number states $|n\rangle \rightarrow |n \pm 1\rangle$ lead to decoherence of the two-qubit dynamics, as discussed below.

A. Optimal detuning

We assume that the two atoms are trapped in equivalent positions in the cavity: $g_{1,2} = g$ and $\delta_c^{(1,2)} = \delta_c$. Our aim is to implement a two-qubit SWAP gate which

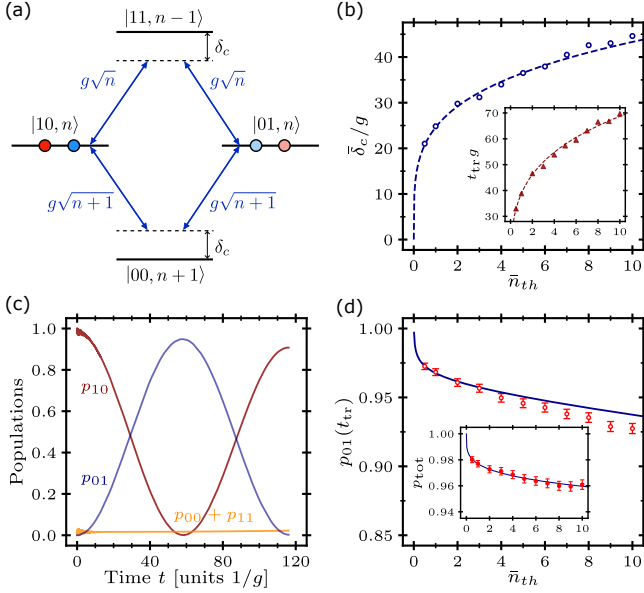


FIG. 3. (a) Transition paths between the states $|10, n\rangle$ and $|01, n\rangle$ involving the intermediate states $|00, n+1\rangle$ and $|11, n-1\rangle$ containing one more or one less cavity photon. (b) Optimal detuning $\bar{\delta}_c$ vs the mean thermal photon number \bar{n}_{th} . Inset shows the corresponding SWAP time $t_{tr} \approx \frac{\pi}{2} \frac{\bar{\delta}_c}{g^2}$. (c) Illustration of oscillation dynamics between the states $|01\rangle$ and $|10\rangle$ for one full Rabi cycle $0 < t < 2t_{tr}$ for $\bar{n}_{th} = 5$ as obtained from Monte Carlo simulations. (d) Population p_{01} of the target state $|01\rangle$ at time t_{tr} versus \bar{n}_{th} as obtained analytically for $\kappa = 0$ and $\gamma = 3 \times 10^{-4}g$, and numerically for $\kappa = 10^{-3}g$ via the Monte Carlo simulations involving 5000 independent trajectories for each data point (error bars indicate one standard deviation). Inset shows the sum of populations of the atomic states, $p_{tot} = p_{00} + p_{01} + p_{10} + p_{11}$.

swaps the states $|10\rangle$ and $|01\rangle$ ($|10\rangle \leftrightarrow i|01\rangle$) and leaves the states $|00\rangle$ and $|11\rangle$ unchanged. The excitation exchange between the qubits is mediated by the cavity mode. Consider the states $|10, n\rangle$ and $|01, n\rangle$ coupled by the atom-cavity interaction Hamiltonian (11) to states $|00, n+1\rangle$ and $|11, n-1\rangle$, see Fig. 3(a). In order to suppress the evolution (population or depopulation) of states $|00\rangle$ and $|11\rangle$ and to minimize the effects of relaxation and thermalization of the cavity mode during the transfer, the atoms should exchange a virtual cavity photon. We therefore should choose sufficiently large detuning $|\delta_c| \gg g\sqrt{n_{max}}$, where n_{max} is the maximum number of photons that can be in the cavity with appreciable probability; for a thermal cavity with the photon number probability distribution $P_{\bar{n}_{th}}(n) = \bar{n}_{th}^n / (1 + \bar{n}_{th})^{n+1}$, we can assume $n_{max} \lesssim 10 \bar{n}_{th}$. Then, using perturbation theory to adiabatically eliminate the nonresonant states $|00, n+1\rangle$ and $|11, n-1\rangle$, we obtain the second-order transition amplitude between states $|10, n\rangle$ and $|01, n\rangle$ as

$$G(n) \approx -\frac{g^2(n+1)}{\delta_c} + \frac{g^2n}{\delta_c} = -\frac{g^2}{\delta_c}, \quad (13)$$

where the first and second terms correspond to the amplitudes of the transition via the lower and upper paths in Fig. 3(a), and we neglected the higher-order dependence $\propto \frac{g^4}{\delta_c^3} n^2$ of these amplitudes on n which partially cancel in their sum in $G(n)$ [16]. Hence the exchange rate G is nearly independent on n and this approximation becomes even better for larger detunings δ_c . But larger detuning lead to slower excitation exchange between the two qubits, $|10\rangle \rightarrow \cos(Gt)|10\rangle - i\sin(Gt)|01\rangle$ (or $|01\rangle \rightarrow \cos(Gt)|01\rangle - i\sin(Gt)|10\rangle$), and the longer excitation transfer, or SWAP, time $t_{tr} = \pi/2G$ will lead to larger decay probability of the atomic qubit states, $1 - e^{-2\gamma t_{tr}} \approx 2\gamma t_{tr}$. For smaller photon numbers, we can indeed choose smaller detuning, but with increasing \bar{n}_{th} we should also increase δ_c to avoid populating states $|00\rangle$ and $|11\rangle$.

We therefore proceed to optimize the detuning δ_c for different \bar{n}_{th} as follows. Starting with the initial state $|10, n\rangle$ with any n and some δ_c , and neglecting for the moment the cavity photon relaxations, $\kappa = 0$, we use the effective Hamiltonian (12) to solve analytically for the dynamics of system, $\partial_t |\Psi_n\rangle = -\frac{i}{\hbar} \mathcal{H}_{eff} |\Psi_n\rangle$, obtaining the state vector of the four-level system $|\Psi_n(t)\rangle = c_{10,n}(t)|10, n\rangle + c_{00,n+1}(t)|00, n+1\rangle + c_{11,n-1}(t)|11, n-1\rangle + c_{01,n}(t)|01, n\rangle$. Its norm $\langle \Psi_n | \Psi_n \rangle$ is not preserved but decays exponentially in time with rate 2γ since we assumed that each qubit level of each atom decays with the rate γ , while $\kappa = 0$. Next, given the mean number of thermal photons in the cavity \bar{n}_{th} , the population of the target state $|01\rangle$ is given by $p_{01}(t) = \sum_n P_{\bar{n}_{th}}(n) |c_{01,n}(t)|^2$. Maximizing $p_{01}(t)$ with respect to δ_c and t we find the optimal detuning $\bar{\delta}_c(\bar{n}_{th})$ and the corresponding transfer time $t_{tr} \approx \frac{\pi}{2} \frac{\bar{\delta}_c}{g^2}$, as shown in Fig. 3(b). The obtained detuning $\bar{\delta}_c$ is optimal for given \bar{n}_{th} in the sense that larger detuning would result in slower dynamics and more atomic decay, while smaller detuning δ_c , being comparable to $g\sqrt{n}$, would result in larger population of states $|00\rangle$ and $|11\rangle$. We verified these conclusions via exact numerical simulations of the dynamics of the system.

Next we include also the cavity field relaxations, $\kappa > 0$, and perform Monte Carlo simulations of the dissipative dynamics of the system. As an illustration, in Fig. 3(c) we show the dynamics of atomic populations for a certain $\bar{n}_{th} > 0$ until time $t = 2t_{tr}$, as obtained from averaging over large number of independent quantum trajectories. For each trajectory, we start with the state $|10, n\rangle$ with n chosen at random with the probability determined by the equilibrium thermal distribution $P_{\bar{n}_{th}}(n)$ for given \bar{n}_{th} at temperature T . The state vector of the system then evolves under the non-Hermitian Hamiltonian \mathcal{H}_{eff} of Eq. (12) accompanied by quantum jumps of the atoms to the passive state $|l\rangle_j$ resulting in the qubit loss and termination of the dynamics, or quantum jumps of the cavity phonon number between neighboring n resulting in dephasing and accumulation of population in states other than the target state, see Fig. 3(d). On average, during

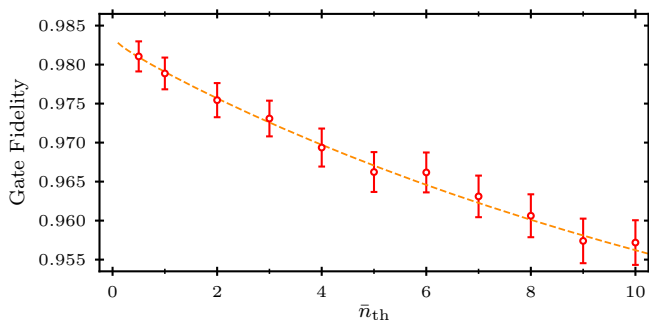


FIG. 4. Fidelity of preparation of the two-atom entangled state $(|10\rangle - i|01\rangle)/\sqrt{2}$ via the $\sqrt{\text{SWAP}}$ gate during time $t_{tr}/2$ vs \bar{n}_{th} , as obtained from Monte Carlo simulations averaged over $M = 5000$ independent trajectories, with the parameters as in Fig. 3(c). Error bars correspond to one standard deviation and the dashed line is guide for the eye.

time t_{tr} we obtain $2\kappa\bar{n}_{th}(\bar{n}_{th} + 1)t_{tr}$ quantum jumps of the cavity photon number, and for $\bar{n}_{th} > 1$ most of the atomic population missing from the target state $|01\rangle$ and not decayed to passive states $|l\rangle$ is accumulated in p_{00} corresponding to states $|00, n\rangle$ with $n \simeq \bar{n}_{th}$ favored by the quantum jumps. We thus see that even for a thermal cavity containing on average many photons $\bar{n}_{th} > 0$, by using the corresponding optimal detuning $\bar{\delta}_c$ we still obtain rather large transfer probability $p_{01}(t_{tr})$.

B. Gate fidelity

The excitation transfer, or SWAP, between two qubits is not an entangling operation. Rather, the $\sqrt{\text{SWAP}}$ is a universal entangling gate which results from the same dynamics as for the transfer but interrupted at time $t_{\sqrt{\text{SWAP}}} = t_{tr}/2$. Starting from state $|10\rangle$, an ideal $\sqrt{\text{SWAP}}$ would result in the preparation of the Bell-like state $|B\rangle = (|10\rangle - i|01\rangle)/\sqrt{2}$. We thus calculate the fidelity of preparation of such a state as

$$\mathcal{F} = \frac{1}{M} \sum_m \langle \Psi^{(m)}(t_{tr}/2) | B \rangle \langle B | \Psi^{(m)}(t_{tr}/2) \rangle, \quad (14)$$

where $|\Psi^{(m)}\rangle$ is the normalized wavevector for m th quantum trajectory and we sum over many ($M \gg 1$) quantum trajectories. The resulting fidelity of the $\sqrt{\text{SWAP}}$ gate is shown in Fig. 4 and is well above 0.95 for \bar{n}_{th} up to 10.

IV. CONCLUSIONS

To summarize, we have shown how to form trapping potentials for Rydberg states of atoms in inhomogeneous electric field using appropriate microwave field dressing. Motivated by quantum information applications, we considered trapping Rydberg atoms close to the surface of integrated superconducting atom chip containing a planar

waveguide microwave resonator that can mediate interaction and quantum gates between distant atomic qubits. A typical stripline cavity has a length $L \simeq 1$ cm which determines the maximal distance over which it can mediate the interactions. Rydberg atoms placed at $z = 5 - 10 \mu\text{m}$ distance from the chip surface near the electric field antinode of the cavity can strongly interact with the cavity field. Due to the huge transition dipole moment between the neighboring Rydberg states $\wp_{sr} \sim n_{pqn}^2 a_0 e$, where $n_{pqn} = 50 - 60$ is the (effective) principal quantum number of the Rydberg states, a_0 is the Bohr radius and e the electron charge; and strong confinement of the field in the small volume $V_c \ll \lambda_c^3$, where $\lambda_c \sim L$ is the wavelength of the near-resonant microwave field mode of the cavity; the atom-field coupling constant (vacuum Rabi frequency) can be very large, $g/2\pi = 5 - 10$ MHz, reaching the strong-coupling regime, $g \gg \kappa, \gamma$. Then the cavity can mediate interactions between the atoms exchanging a virtual cavity photon while remaining largely immune to the thermal photons present in the microwave cavity in cryogenic conditions.

ACKNOWLEDGMENTS

We thank Andreas F. Tzortzakakis for valuable discussions and earlier contributions to this research. This work was supported by the EU HORIZON-RIA project EuRyQa (grant No. 101070144), EU QuantERA project MOCA (DFG grant No. 491986552), and DFG FOR 5413/1 project QUSP (grant No. 465199066). I.T. acknowledges funding by the Deutsche Forschungsgemeinschaft through the Emmy Noether program (Grant No. ME 4863/1-1).

Appendix A: Trap minima and widths

In the main text, we assumed the static dipole moments for the Rydberg states $|r\rangle$ and $|a\rangle$ to have the same magnitude but opposite sign, $d_r = -d_a$, leading to the trap position $z_{\min} = z_0$ with the force constant $k = [\hbar\Delta + (d_r - d_a)F_b]^2 / (2\hbar|\Omega|\zeta^2)$. Here we consider a more general case of $|d_r| \neq |d_a|$, but $\text{sgn}(d_r) = -\text{sgn}(d_a)$, and determine the trap parameters.

Starting from Eq. (5b), the minimum of the trapping potential z_{\min} is found from $\partial_z E_+(z) = 0$ and its force constant \tilde{k} is obtained by expanding $E_+(z)$ up to second order in z around z_{\min} . We thus obtain a harmonic potential $E_+ \simeq \tilde{E}_+^{\min} + \frac{1}{2}\tilde{k}(z - z_{\min})^2$ with

$$\tilde{k} = k - \frac{d_r + d_a}{2\zeta^2} \left(\frac{\hbar\Delta}{d_r - d_a} + F_b \right), \quad (A1)$$

$$z_{\min} = z_0 + \frac{d_r + d_a}{2\zeta\tilde{k}} \left(\frac{\hbar\Delta}{d_r - d_a} + F_b \right), \quad (A2)$$

$$\tilde{E}_+^{\min} = E_+^{\min} - \frac{(d_r + d_a)^2}{8\tilde{k}\zeta^2} \left(\frac{\hbar\Delta}{d_r - d_a} + F_b \right)^2. \quad (A3)$$

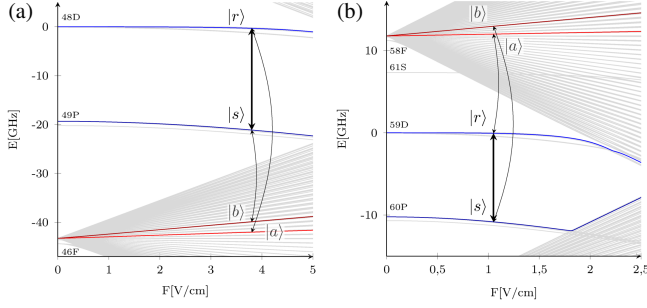


FIG. 5. Stark maps of suitable Rydberg state manifolds of a Rb atom in weak electric fields F in the vicinity of (a) $48D$ (b) and $59D$ states. Thin lines with small arrows represent microwave field dressing of states $|r\rangle$ with $|a\rangle$ and $|s\rangle$ with $|b\rangle$ for trapping. Thicker line connecting states $|r\rangle$ and $|s\rangle$ represents either a microwave field driving the qubit transition with Rabi frequency Ω_q or the cavity field coupled to the qubit transition with strength g .

For $d_r + d_a = 0$ these equations obviously reduce to those in the main text, while for $d_r \approx -d_a$ we can approximate Eqs. (A2) and (A3) to first order in $|d_r + d_a| \ll |d_{r,a}|$ by replacing $\tilde{k} \rightarrow k$.

Appendix B: Rydberg state manifold

In Fig. 5 we show Stark maps of Rydberg state manifolds of a Rb atom that can be used for trapping and qubit manipulations discussed in the main text.

In the first example, Fig. 5(a), we consider the Rydberg states in the vicinity of static electric field $F = 3.8$ V/cm. To trap the Rydberg state $|r\rangle = |48D_{5/2}, m_j = 3/2\rangle$ having the static dipole moment $d_r/h = 338$ MHz/(V/cm), we couple it by a mi-

crowave field of frequency $\omega/2\pi = 41.698$ GHz to the state $|a\rangle$ in the lower $|46L > 3\rangle$ manifold and having the dipole moment $d_a/h = -334$ MHz/(V/cm). The other Rydberg state $|s\rangle = |49P_{3/2}, m_j = 3/2\rangle$ having the static dipole moment $d_s/h = 898$ MHz/(V/cm) is coupled by a microwave field of frequency $\omega'/2\pi = 18.759$ GHz to the state $|b\rangle$ with the dipole moment $d_b/h = -897$ MHz/(V/cm) in the same $|46L > 3\rangle$ manifold. The qubit transition $|r\rangle \rightarrow |s\rangle$ has the frequency $\omega_{rs} - (d_r - d_a)|F|/\hbar \simeq 2\pi \times 20.806$ GHz and a large dipole matrix element $\wp_{rs} = 1220a_0e$, which allows it to strongly couple to a resonant mode of a coplanar waveguide resonator.

For the second example, Fig. 5(b), we consider higher Rydberg states in a weaker electric field of $F = 1.05$ V/cm. Now, the Rydberg state $|r\rangle = |59D_{5/2}, m_j = 3/2\rangle$ with the dipole moment $d_r/h = 221$ MHz/(V/cm) is coupled by a microwave field of frequency $\omega/2\pi = 12.063$ GHz to the state $|a\rangle$ in the higher $|58L > 3\rangle$ manifold with the dipole moment $d_a/h = -223$ MHz/(V/cm). The other Rydberg state $|s\rangle = |60P_{3/2}, m_j = 3/2\rangle$ with the static dipole moment $d_s = 1128$ MHz/(V/cm) is coupled by a microwave field of frequency $\omega'/2\pi = 23.788$ GHz to the state $|b\rangle$ with the dipole moment $d_b = -1128$ MHz/(V/cm) in the same $|58L > 3\rangle$ manifold. The qubit transition $|r\rangle \rightarrow |s\rangle$ has smaller frequency $\omega_{rs} - (d_r - d_a)|F|/\hbar \simeq 2\pi \times 10.773$ GHz but even larger dipole matrix element $\wp = 1915a_0e$, which is advantageous for strong atom-cavity coupling.

The lifetimes of all the Rydberg states in cryogenic environment of $T \lesssim 4$ K are $1/\gamma \gtrsim 100 \mu\text{s}$ [22].

We finally note that the static dipole moments $d_{r,s}$ of the Rydberg states are not constant but depend on the electric field F even for weak fields of a few V/cm. But in the vicinity of the field of interest $|F| \pm 0.2$ V/cm, $d_{r,s}$, as well as $d_{a,b}$, can be assumed constant to a very good approximation, as we did in the main text.

[1] Z.-L. Xiang, S. Ashhab, J. You, and F. Nori, Hybrid quantum circuits: Superconducting circuits interacting with other quantum systems, *Rev. Mod. Phys.* **85**, 623 (2013).
[2] G. Kurizki, P. Bertet, Y. Kubo, K. Mølmer, D. Petrosyan, P. Rabl, J. Schmiedmayer, Quantum technologies with hybrid systems, *PNAS* **112**, 3866 (2015).
[3] N. Lauk, N. Sinclair, S. Barzanjeh, J. P. Covey, M. Saffman, M. Spiropulu, C. Simon, Perspectives on quantum transduction, *Quantum Sci. Technol.* **5**, 020501 (2020).
[4] A. S. Sørensen, C. H. van der Wal, L. I. Childress, and M. D. Lukin, Capacitive coupling of atomic systems to mesoscopic conductors, *Phys. Rev. Lett.* **92**, 063601 (2004).
[5] D. Petrosyan, G. Bentsky, G. Kurizki, I. Mazets, J. Majer and J. Schmiedmayer, Reversible state transfer between superconducting qubits and atomic ensembles, *Phys. Rev. A* **79**, 040304(R) (2009).
[6] S. D. Hogan, J. A. Agner, F. Merkt, T. Thiele, S. Filipp,

and A. Wallraff, Driving Rydberg-Rydberg transitions from a coplanar microwave waveguide, *Phys. Rev. Lett.* **108**, 063004 (2012).
[7] M. Kaiser, et. al., Cavity-driven Rabi oscillations between Rydberg states of atoms trapped on a superconducting atom chip, *Phys. Rev. Research* **4**, 013207 (2022).
[8] A. Tauschinsky, R. M. T. Thijssen, S. Whitlock, H. B. van Linden van den Heuvell, and R. J. C. Spreeuw, Spatially resolved excitation of Rydberg atoms and surface effects on an atom chip, *Phys. Rev. A* **81**, 063411 (2010).
[9] H. Hattermann, M. Mack, F. Karlewski, F. Jessen, D. Cano, and J. Fortágh, Detrimental adsorbate fields in experiments with cold Rydberg gases near surfaces, *Phys. Rev. A* **86**, 022511 (2012).
[10] J. A. Sedlacek, E. Kim, S. T. Rittenhouse, P. F. Weck, H. R. Sadeghpour, and J. P. Shaffer, Electric field cancellation on quartz by Rb adsorbate-induced negative electron affinity, *Phys. Rev. Lett.* **116**, 133201 (2016).
[11] C. Hermann-Avigliano, R. Celistrino Teixeira, T. L.

- Nguyen, T. Cantat-Moltrecht, G. Nogues, I. Dotsenko, S. Gleyzes, J. M. Raimond, S. Haroche, and M. Brune, Long coherence times for Rydberg qubits on a superconducting atom chip, *Phys. Rev. A* **90**, 040502(R) (2014).
- [12] L. A. Jones, J. D. Carter, and J. D. D. Martin, Rydberg atoms with a reduced sensitivity to dc and low-frequency electric fields, *Phys. Rev. A* **87**, 023423 (2013).
- [13] H. Perrin and B. M. Garraway, Trapping Atoms With Radio Frequency Adiabatic Potentials, *Adv. At. Mol. Opt. Phys.* **66**, 181-262 (2017).
- [14] D. Petrosyan and M. Fleischhauer, Quantum information processing with single photons and atomic ensembles in microwave coplanar waveguide resonators, *Phys. Rev. Lett.* **100**, 170501 (2008)
- [15] L. Sárkány, J. Fortágh, and D. Petrosyan, Long-range quantum gate via Rydberg states of atoms in a thermal microwave cavity, *Phys. Rev. A* **92**, 030303(R) (2015).
- [16] L. Sárkány, J. Fortágh, and D. Petrosyan, Faithful state transfer between two-level systems via an actively cooled finite-temperature cavity, *Phys. Rev. A* **97**, 032341 (2018).
- [17] The bare levels $|r\rangle, |a\rangle$ also cross (in the rotating frame) for $F(z) < 0$ at $z_0 = -\zeta \ln\left(-\frac{\hbar}{d_a - d_r} \frac{\Delta}{F_0} + \frac{F_b}{F_0}\right)$.
- [18] J. Verdú, H. Zoubi, Ch. Koller, J. Majer, H. Ritsch, and J. Schmiedmayer, Strong Magnetic Coupling of an Ultracold Gas to a Superconducting Waveguide Cavity, *Phys. Rev. Lett.* **103**, 043603 (2009).
- [19] P. Lambropoulos and D. Petrosyan, *Fundamentals of Quantum Optics and Quantum Information* (Springer, Berlin, 2007).
- [20] K. Mølmer, Y. Castin, J. Dalibard, Monte Carlo wave-function method in quantum optics, *J. Opt. Soc. Am. B* **10** (3), 524-538 (1993).
- [21] M.B. Plenio and P.L. Knight, The quantum-jump approach to dissipative dynamics in quantum optics, *Rev. Mod. Phys.* **70**, 101 (1998).
- [22] I. I. Beterov, I. I. Ryabtsev, D. B. Tretyakov, and V. M. Entin, *Phys. Rev. A* **79**, 052504 (2009).