

---

# Self-Bootstrapping for Versatile Test-Time Adaptation

---

Shuaicheng Niu<sup>\*1</sup> Guohao Chen<sup>\*1</sup> Peilin Zhao<sup>2</sup> Tianyi Wang<sup>1</sup> Pengcheng Wu<sup>1</sup> Zhiqi Shen<sup>†1</sup>

## Abstract

In this paper, we seek to develop a versatile test-time adaptation (TTA) objective for a variety of tasks — classification and regression across image-, object-, and pixel-level predictions. We achieve this through a self-bootstrapping scheme that optimizes prediction consistency between the test image (as target) and its deteriorated view. The key challenge lies in devising effective augmentations/deteriorations that: i) preserve the image’s geometric information, *e.g.*, object sizes and locations, which is crucial for TTA on object/pixel-level tasks, and ii) provide sufficient learning signals for TTA. To this end, we analyze how common distribution shifts affect the image’s information power across spatial frequencies in the Fourier domain, and reveal that low-frequency components carry high power and masking these components supplies more learning signals, while masking high-frequency components can not. In light of this, we randomly mask the low-frequency amplitude of an image in its Fourier domain for augmentation. Meanwhile, we also augment the image with noise injection to compensate for missing learning signals at high frequencies, by enhancing the information power there. Experiments show that, either independently or as a plug-and-play module, our method achieves superior results across classification, segmentation, and 3D monocular detection tasks with both transformer and CNN models. Code will be released.

both research and industry. To address this, numerous methods have been explored, including *training-time* approaches like domain generalization (Shankar et al., 2018; Dou et al., 2019) and data augmentation (Hendrycks et al., 2020; Yao et al., 2022), as well as *test-time* techniques such as source-free domain adaptation (Qiu et al., 2021) and test-time adaptation (TTA) (Liang et al., 2023), to name just a few.

Among these approaches, TTA (Sun et al., 2020; Niu et al., 2023; Iwasawa & Matsuo, 2021; Bartler et al., 2022; Liang et al., 2023; Wang et al., 2024) has emerged as a rapidly advancing research area. By adapting to each data point immediately after inference, TTA achieves minimal overhead for model updates, making it highly appealing to a broad audience in real-world applications. However, current TTA solutions remain limited in scope, supporting only a narrow range of tasks due to constraints in their underlying self-supervised learning objectives, as depicted below.

Self-learning/entropy-based TTA methods (Wang et al., 2021; Niu et al., 2022a; 2023) and prototype-based methods (Iwasawa & Matsuo, 2021) focus on minimizing the entropy of predicted logits or maintaining class-wise prototypes for discriminative models, *e.g.*, image classification, making them unsuitable for regression tasks. Alignment-based approaches (Mirza et al., 2023; Lin et al., 2023) conduct adaptation by aligning feature statistics, *e.g.*, mean and variance, between the target and source data. While this approach is more general and applicable to a broader of tasks, it requires pre-calculating source statistics with access to source data, which raises data privacy concerns (Liang et al., 2020; Wang et al., 2021). Moreover, this method regularizes statistics to align with the source but overlooks direct learning from test data, leading to limited performance in more complex scenarios, *see* Tables 2 and 3.

Consistency-based methods (Zhang et al., 2022; Shu et al., 2022) are another major category of TTA, such as MEMO (Zhang et al., 2022), which optimizes prediction consistency across different augmented views of the input image. Their augmentation strategy typically follows the well-established practice in contrastive learning methods like MoCo (He et al., 2020) and SimCLR (Chen et al., 2020a), relying on techniques such as random cropping and resizing. However, these augmentations can disrupt the overall content of the image, *i.e.*, the image’s geomet-

## 1. Introduction

Despite deep learning evolving at an incredible speed, its ability to generalize to out-of-distribution (OOD) domains remains a long-existed challenge (Hendrycks & Dietterich, 2019; Koh et al., 2021), drawing substantial interest from

---

<sup>\*</sup>Equal contribution <sup>†</sup>Corresponding author <sup>1</sup>College of Computing and Data Science, Nanyang Technological University, Singapore <sup>2</sup>Tencent AI Lab, Shenzhen, China. Correspondence to: Shuaicheng Niu <shuaicheng.niu@ntu.edu.sg>.

Preliminary work.

ric structure—objects sizes, locations, relative layouts, and *etc.* While this may not impact image-level predictions like classification, it shall fail on more fine-grained tasks, such as object detection, which require the precise predictions of each object’s coordinates and sizes.

In this paper, we aim to develop a new fully TTA method to adapt an arbitrary trained model, while requiring no access to source data or altering the original training process. We build on the general idea of consistency-based learning, but extend it to a more unified, architecture-agnostic, and task-agnostic self-bootstrapping TTA approach, so that it is applicable to classification and regression tasks across image-, object-, and pixel-level prediction models.

To be specific, in our self-bootstrapping TTA (SPA) framework, we use the predictions of the original image (strong view) as the target, which provide supervision to guide the model learning in making consistent predictions on a deteriorated view (weak) of the same image. This process enhances the predictions of the weak image view, which, in turn, feeds back and improves the original predictions through shared model parameters. Here, the key challenge of making this self-bootstrapping learning scheme applicable to fine-grained object- or pixel-level tasks, is designing effective augmentations—which need to preserve the main image’s geometric structure while introducing sufficient differences (learning signals)—to deteriorate a given image.

To the above end, we propose randomly masking amplitudes in the image’s Fourier frequency domain for augmentation. Specifically, we analyze how common distribution shifts manifest in the frequency domain by comparing the radially averaged power spectral density (RAPSD) (Van der Schaaf & Van Hateren, 1996) of shifted and source domains in Figure 2, where RAPSD reflects image information power across spatial frequencies. We observe that original images typically exhibit low RAPSD (*i.e.*, low information power) at high frequencies, with several domain shifts further reducing it. Thus, masking high-frequency amplitudes tends to provide limited learning signals (*see* Table 6). In contrast, images show high RAPSD at low frequencies, indicating that there will be a larger RAPSD difference before and after masking there, and thus can provide richer learning signals. Therefore, we only mask the low-frequency component of the amplitude. Moreover, to compensate for the lack of learning signals at high frequencies, we augment the image by injecting random Gaussian noise into it, which enhances RAPSD in the high-frequency range, thereby supplying learning signals across all frequencies. Lastly, to make SPA more stable and reliable, we introduce an active self-bootstrapping learning scheme—for tasks including classification heads, we perform adaptation only when the model has higher prediction confidence on the target strong image view than on the deteriorated weak image view.

**Main Novelty and Contributions 1)** We propose a simple yet effective active self-bootstrapping learning framework for TTA, which is general to be used for classification and regression across image/object/pixel-level tasks, showing broad applicability. **2)** We analyze how common domain shifts manifest in the Fourier frequency domain and, based on this analysis, propose geometry-preserving augmentations—low-frequency amplitude masking and high-frequency noise injection. These augmentations supply learning signals for our self-bootstrapping adaptation across all spatial frequencies, significantly enhancing adaptation performance. **3)** Extensive experiments across classification, segmentation, and 3D monocular detection with both transformer and CNN models demonstrate our superiority.

## 2. Preliminary and Problem Statement

We briefly revisit fully TTA in this section for the convenience of our method presentation and put **detailed related work discussions into Appendix A** due to page limits.

**Fully Test-Time Adaptation (TTA)** In this paper, we focus on the problem of fully TTA. Formally, given any model  $f(\cdot; \theta)$  trained on source data  $\mathcal{D}_{train} = \{(\mathbf{x}_i, y_i)\}_{i=1}^N$ , fully TTA adapts  $f(\cdot; \theta)$  to testing data  $\mathcal{D}_{test} = \{\mathbf{x}_j\}_{j=1}^M$  with potential distributions shifts from  $\mathcal{D}_{train}$  on the fly using some unsupervised learning objectives (Wang et al., 2021)  $\mathcal{L}$ , *i.e.*,  $\min_{\tilde{\theta}} \mathcal{L}(f(\mathbf{x}; \tilde{\theta}))$ , where  $\tilde{\theta} \subset \theta$  are learnable parameters during TTA. Here, test samples arrive in an online data stream. The fully TTA process does not alter the original model training process or require access to source data, making it practical and easy to implement in real-world applications.

**Problem Statement and Motivation** Existing fully TTA methods often suffer a limited application scope and are not general enough. For instance, entropy-based methods (Wang et al., 2021; Niu et al., 2022a) are restricted to classification and not compatible with regression tasks. Augmentation consistency-based methods (Zhang et al., 2022) work well for image-level recognition but may tend to fail in object- and pixel-level prediction tasks, *e.g.*, object detection, where precise coordinates and dimensions of objects shall be destroyed by their commonly used augmentations like random cropping and resizing. In real-world applications, tasks are typically various, and selecting or redesigning working TTA solutions for different tasks or models can be inconvenient or impractical. Therefore, in this paper, we aim to develop a more versatile fully TTA method that is task-agnostic, supporting both classification and regression across image-, object- and pixel-level prediction tasks.

## 3. Approach

We achieve the goal of task-agnostic and architecture-agnostic versatile TTA by establishing a framework of

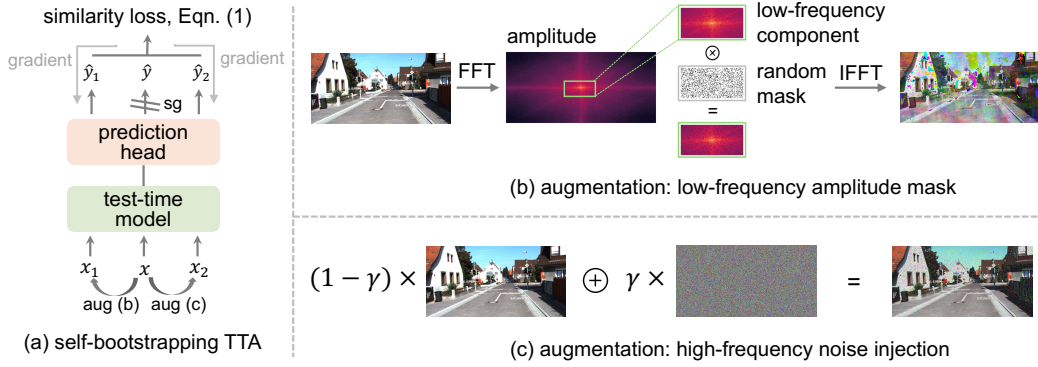


Figure 1. Illustration of SPA method. (a) We conduct self-bootstrapping learning for TTA by maximizing prediction consistency from the weak augmented/deteriorated views to the strong original image view. The augmentations are designed to preserve geometric structure by (b) randomly masking low-frequency components of the image’s amplitude in the Fourier domain, and (c) injecting Gaussian noise into the original image to enhance the information intensity on high frequency. ‘sg’: stop gradient. (IFFT): (Inverse) Fast Fourier Transform.

self-bootstrapping adaptation with geometric structure-preserving weak-to-strong learning, *namely* SPA. Here, we begin with self-bootstrapping, which introduces a general idea of refining the model predictions, using its own outputs as training targets. To broaden its compatibility with object/pixel-level downstream tasks requiring dense prediction, we propose to optimize the prediction consistency between the original image (strong), as targets, and a corresponding geometric structure-preserving deteriorated image (weak). In SPA, we aim to create a weak image view that loses as much information as possible—providing sufficient signals for self-bootstrapping learning, while preserving the overall structural content of the image, such as size and relative location—making it suitable for finer object/pixel-level tasks. We depict the self-bootstrapping scheme in Sect. 3.1 and geometry-preserving augmentations in Sect. 3.2. The overall details of SPA are illustrated in Figure 1 and Algorithm 1.

### 3.1. Active Self-Bootstrapping Learning

We design SPA with inspiration from prior self-supervised contrastive methods like BYOL (Grill et al., 2020) and DINO (Caron et al., 2021), as their core learning scheme, *bootstrapping*, is not limited to classification or regression. Unlike BYOL or DINO which maximize consistency between two randomly augmented views for representation learning, we extend this framework for TTA by introducing weak-to-strong learning, *i.e.*, from a randomly deteriorated view (weak) to the original image (strong). This adjustment is necessary because, in TTA, we are adapting a well-trained model to new, out-of-distribution domains where reliable signals are essential for guiding the prediction adaptation; otherwise, it risks degrading the model’s performance.

To make this self-bootstrapping TTA applicable to object/pixel-level tasks, we define geometric structure-preserving random augmentations  $\mathcal{T}$ . This differs from heavy geomet-

ric augmentations required by prior self-supervised methods, such as random cropping and resizing, which significantly alter pixel-level content (*e.g.*, object locations and sizes) from the original image, making them unsuitable in our weak-to-strong self-bootstrapping learning. For presentation coherence, we leave the augmentation details in Sect. 3.2. Given test image  $\mathbf{x}$ , SPA creates an augmented view  $\mathbf{v} = t(\mathbf{x})$  with  $t \sim \mathcal{T}$ . We take  $\mathbf{v}$  as the weak view and the original  $\mathbf{x}$  as the strong view. We then minimize a similarity loss  $\mathcal{L}_s$  between the predictions of  $\mathbf{x}$  and  $\mathbf{v}$  using a confidence-aware selection function  $S(\mathbf{x}, \mathbf{v})$  (for tasks including classification heads), which actively determines whether to perform optimization w.r.t. a given sample or pixel to mitigate the influence of unreliable supervisions. Formally, our self-bootstrapping TTA formula is given by:

$$\min_{\tilde{\theta}} S(\mathbf{v}, \mathbf{x}) \mathcal{L}_s(f(\mathbf{v}; \tilde{\theta}), f(\mathbf{x}; \theta)), \mathbf{v} = t(\mathbf{x}), t \sim \mathcal{T}. \quad (1)$$

Here,  $\tilde{\theta} \subset \theta$  denotes the learnable model parameters. For the similarity loss  $\mathcal{L}_s(\cdot, \cdot)$ , we adopt KL divergence for classification heads and L1 loss for regression heads. We also insert a new learnable projector before the final prediction head, following BYOL (Grill et al., 2020), to prevent the model from converging to trivial solutions in the image-level classification task. This projector is initialized as identity mappings to enable a warm start for the fully TTA process.

The confidence-aware selection  $S(\mathbf{v}, \mathbf{x})$  in Eqn. (1) is designed for when the given task comprises classification heads. For image classification tasks, let  $\hat{f}(\mathbf{x}, \theta) = \max(f(\mathbf{x}, \theta))$  and  $\mathbb{I}_{\{\cdot, \cdot\}}(\cdot)$  be an indicator function,  $S(\mathbf{v}, \mathbf{x})$  aims to select samples whose prediction confidence of the strong view is higher than the weak view for optimization:

$$S(\mathbf{v}, \mathbf{x}) = \mathbb{I}_{\{\hat{f}(\mathbf{x}; \theta) > \hat{f}(\mathbf{v}; \theta)\}}(\mathbf{v}, \mathbf{x}), \quad (2)$$

For segmentation and object detection tasks, the predictions are often made on the pixel-level  $\hat{f}(\mathbf{x}/\mathbf{v}; \theta)_{i,j}$ . In this case,

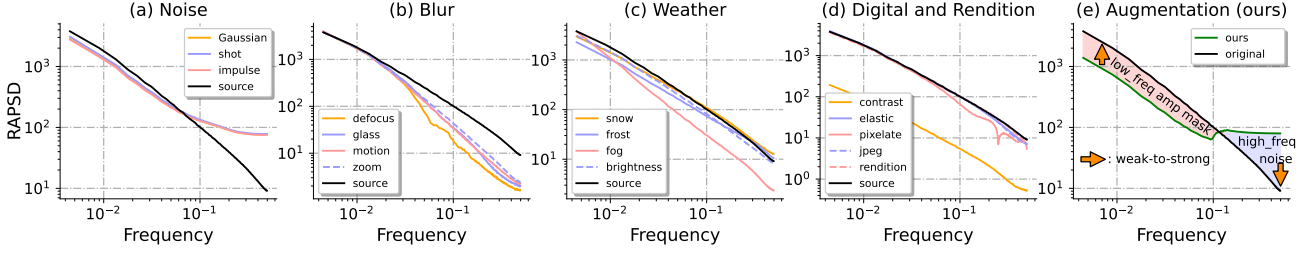


Figure 2. (a-d) Changes of radially averaged power spectral density (RAPSD) (Van der Schaaf & Van Hateren, 1996) under domain shifts. (e) SPA’s geometry-preserving augmentations reduce the RAPSD at low frequencies and enhance it at high frequencies to create deteriorated images for our self-bootstrapping learning. We separately select 512 images from the Source, ImageNet-R, ImageNet-C (15 corruptions), to perform FFT, and visualize their mean RAPSD based on the spectrum amplitude.

we conduct selection at the pixel level, and calculate overall similarity loss  $\mathcal{L}_s(\cdot, \cdot)$  by averaging it on all selected pixels.

### 3.2. Geometry-Preserving Augmentation

The core idea in SPA is to devise image geometric structure-preserving augmentations to enable self-bootstrapping learning on finer object-/pixel-level tasks. To this end, one can directly exploit conventional image structure-preserving augmentations, *e.g.*, contrast adjustment, brightness changes, and grayscale conversion. However, as in Table 6, these augmentations, either individually or in combination, failed to provide sufficient learning signals, were sensitive to the type of domain shifts, and even led to model collapse.

To ensure the augmentations are geometric-preserving while still providing as much learning guidance as possible for TTA, we propose augmenting the image by randomly masking its amplitude in the Fourier frequency domain. Let  $F(\cdot)$  and  $F^{-1}(\cdot)$  be the Fast Fourier Transform (FFT) and inverse Fast Fourier Transform (IFFT) operations, respectively. We denote the amplitude and phase component after FFT by  $F^A(\cdot)$  and  $F^P(\cdot)$ . Then, using a random amplitude mask to augment an image  $\mathbf{x}$  is defined as

$$\mathbf{v} = F^{-1}([M(m) \circ F^A(\mathbf{x}), F^P(\mathbf{x})]). \quad (3)$$

Here,  $\circ$  is element-wise multiplication,  $M(m)$  produces a random 0-1 matrix with the same size as  $\mathbf{x}$  for masking. The proportion of 0 in  $M(m)$  is defined as a mask ratio  $m$ .

Applying Eqn. (3) to generate a deteriorated view to perform weak-to-strong self-bootstrapping learning in Eqn. (1) already yields much better performance compared to conventional geometry-preserving augmentations that fail to supply sufficient learning signals, as in Table 6. However, this is still not optimal. To further improve, we first analyze how amplitude changes when domain shift occurs below.

**How Common Domain Shifts Manifest in Frequency Domain?** We compare the radially averaged power spectral density (RAPSD) (Van der Schaaf & Van Hateren, 1996)

differences between the out-of-distribution test samples and the in-distribution source samples. Here, RAPSD calculates the average spectral amplitude of an image across a concentric rectangle (within  $F^A(\mathbf{x})$  in Eqn. 3) at each frequency, reflecting the distribution of image information power across all frequencies, *i.e.*, the higher RAPSD, the higher information power. From Figure 2 (a-d), common domain shifts typically exhibit the following changes of RAPSD: high-frequency increase (*e.g.*, noise corruptions) or degradation (*e.g.*, blur corruptions), low-frequency degradation (*e.g.*, contrast), or minimal change across all frequencies (*e.g.*, rendition). In the following, we seek to devise general augmentation strategies for various types of domain shifts and based on the observations from Figure 2 (a-d), we draw the following designing motivations.

**1) Low-frequency masking contributes more for SPA.** Images generally exhibit high RAPSD in the low-frequency range. Thus, the RAPSD difference before and after applying a low-freq mask is relatively large, making random low-freq masking an effective way to supply sufficient learning signals, regardless of whether amplitude shifts degrade or remain unchanged, *i.e.*, for all types of domain shifts.

**2) High-frequency masking yields limited gains in SPA or even slightly hinder adaptation.** Images typically display low RAPSD at high frequencies, especially with further RAPSD degradation there, *e.g.*, blur corruptions. In these cases, masking high-freq components fails to provide sufficient learning signals, since the absolute RAPSD difference before and after applying a high-freq mask is relatively small. From Table 6, it can easily lead to trivial solutions if we only mask the high-freq amplitude. Moreover, masking high-freq components (which lowers RAPSD) runs counter to the direction of domain shifts that raise RAPSD (*e.g.*, noise-based corruptions), thereby slightly hindering adaptation performance, as results on noisy corruptions in Table 6.

**3) Noise injection is an effective option for creating learning signals at high frequencies for SPA.** Though amplitude masking doesn’t work at high frequencies, one can still aug-

**Algorithm 1** PyTorch-style pseudocode of SPA.

```

# lf, hf: low-frequency, high-frequency
# a, m: \alpha for lf size, mask ratio, Eqn. (4)
# g: hyper-param \gamma for noise injection, Eqn. (5)

optimizer = SGD(model.learnable_params, lr, momentum)
predictions = []
for x in test_data_loader: # load data in online manner
    # structure-preserving random augmented views
    x1 = lf_aug(x, a, m) # lf amplitude mask, Eqn. (4)
    x2 = hf_aug(x, g) # hf noise injection, Eqn. (5)

    # forward-propagate
    y, y1, y2 = model(x), model(x1), model(x2)
    predictions.append(y)

    # active loss calculation, Eqn. (1)
    # use KL/L1 similarity for Cls./Reg. heads
    y = y.detach() # stop gradient
    loss = active_similarity_loss(y1, y)
    loss += active_similarity_loss(y2, y)

    loss.backward() # back-propagate
    optimizer.step() # parameter update
    optimizer.zero_grad()

return predictions

```

ment the image to generate deteriorated views through noise injection to supply learning signals at high frequencies for self-bootstrapping learning. This is because noise injection, which is able to preserve the core geometry information of a given image, increases the information power/RAPSD at high frequencies, as in Figure 2 (a), thereby creating larger RAPSD differences before and after augmentation compared with high-freq amplitude masking.

Inspired by the above motivations, we derive our overall geometry-preserving augmentation from both low- and high-frequency perspectives, to supply sufficient learning signals for our self-bootstrapping TTA framework.

**Low-Frequency Amplitude Mask** Let  $\tau(\cdot)$  represent a shift (sort) operation that moves the low-frequency components to the center of the amplitude, and  $\tau(\cdot)^{-1}$  be the inverse operation that returns the components to their original positions. Based on Eqn. (3), augmentation with a low-frequency amplitude mask becomes

$$\mathbf{v}_l = F^{-1}([\tau^{-1}(M(\alpha, m) \circ \tau(F^A(\mathbf{x}))), F^P(\mathbf{x})]), \quad (4)$$

where  $M(\alpha, m)$  is a random 0-1 low-frequency mask with the same size as  $\mathbf{x} \in \mathbb{R}^{h \times w}$ . In  $M(\alpha, m)$ , the center area of size  $\alpha h \times \alpha w$  is a random 0-1 matrix with a mask ratio  $m$  and  $\alpha$  is always set to 0.2, while the surrounding area is padded with 1. Other notations are the same as in Eqn. (3).

**High-Frequency Noise Injection** We inject Gaussian noise into the original image to further supply learning signals at high frequencies. Note that although noise injection contrasts with the amplitude shift direction of some domain shifts like blur corruptions—where high-frequency RAPSD degrades, we still apply it in these cases and observe promising performance, *see* Table 6. This is because,

for such corruptions, augmentations like high-frequency amplitude masking that align with the RAPSD degradation direction fail to provide effective learning signals. Instead, the availability of sufficient learning signals is more critical than maintaining consistency with the degradation direction. Consequently, noise injection remains an effective and viable option. Formally, the augmentation is given by

$$\mathbf{v}_h = (1 - \gamma) \cdot \mathbf{x} + \gamma \cdot \epsilon, \quad \text{where } \epsilon \sim \mathcal{N}(0, 1). \quad (5)$$

Here,  $\mathcal{N}(0, 1)$  is a multivariate standard normal distribution with the same size of image  $\mathbf{x}$ ,  $\gamma$  is a constant for injection.

## 4. Experimental Results

**Datasets and Models** For **classification**, we conduct experiments on four benchmarks, *i.e.*, ImageNet-C (Hendrycks & Dietterich, 2019) (corrupted images in 15 types of 4 main categories, with the most severe corruption level 5), ImageNet-R (artistic renditions of 200 ImageNet classes) (Hendrycks et al., 2021a), ImageNet-Adversarial (Hendrycks et al., 2021b) and ImageNet-Sketch (Wang et al., 2019). We use ViT-base (Dosovitskiy et al., 2021), trained on ImageNet by timm repository (Wightman, 2019), as the source model. For **3D monocular object detection**, we follow MonoTTA (Lin et al., 2024) to evaluate all methods on KITTI-C, constructed from a validation set of KITTI (Geiger et al., 2012) through the incorporation of 13 distinct types of data corruptions (Hendrycks & Dietterich, 2019). Each corruption has 3,769 images by following the original training and validation split of MonoFlex (Zhang et al., 2021). We use the model trained on KITTI by MonoFlex (Zhang et al., 2021) as the source model for TTA. For **segmentation**, we use the Segformer-B5 (Xie et al., 2021) model trained on Cityscape dataset (Cordts et al., 2016) as the source model and perform TTA on ACDC dataset (Sakaridis et al., 2021).

**Compared Methods** We compare SPA with: batch norm (BN) Adapt (Schneider et al., 2020); entropy-based: TENT (Wang et al., 2021), EATA (Niu et al., 2022a), SAR (Niu et al., 2023) and DeYO (Lee et al., 2024); ActMAD (Mirza et al., 2023) aligns feature statistics between target and source data; CoTTA (Wang et al., 2022) and DePT (Gao et al., 2023) adapt a given model via augmentation-based consistency maximization and a teacher-student learning scheme; MonoTTA (Lin et al., 2024) and VDP (Gan et al., 2023) are TTA methods specified for 3D monocular detection and segmentation.

**Implementation Details** We set the mask ratio  $m$  to 0.2 for all experiments. The noise factor  $\gamma$  is set to 0.4 for classification and 0.1 for segmentation and 3D detection. Following CoTTA (Wang et al., 2022) and MonoTTA (Lin et al., 2024), we apply SGD on classification and 3D detection, and Adam on segmentation, using the learning rate

## SPA: Self-Bootstrapping for Versatile Test-Time Adaptation

Method	Noise			Blur			Weather				Digital			Average		
	Gauss.	Shot	Impul.	Defoc.	Glass	Motion	Zoom	Snow	Frost	Fog	Brit.	Contr.	Elastic	Pixel	JPEG	Acc.
Source	56.8	56.8	57.5	46.9	35.6	53.1	44.8	62.2	62.5	65.7	77.7	32.6	46.0	67.0	67.6	55.5
TENT	60.3	61.6	61.8	59.2	56.5	63.5	59.2	54.3	64.5	2.3	79.1	67.4	61.5	72.5	70.6	59.6
CoTTA	63.6	63.8	64.1	55.5	51.1	63.6	55.5	70.0	69.4	71.5	78.5	9.7	64.5	73.4	71.2	61.7
EATA	62.2	63.4	63.4	60.5	61.2	66.0	63.5	70.3	68.4	73.1	79.8	67.0	69.7	75.2	73.4	67.8
SAR	59.2	60.5	60.7	57.5	55.6	61.8	57.6	65.9	63.5	69.1	78.7	45.7	62.4	71.9	70.3	62.7
ActMAD	61.3	62.8	63.2	55.9	55.7	62.7	61.7	70.8	68.8	73.5	80.8	62.3	67.8	74.8	73.0	66.3
DeYO	59.8	61.5	61.1	57.4	59.0	64.5	61.9	69.1	66.7	69.5	78.9	65.3	69.6	74.0	72.3	66.0
SPA (ours)	64.0	65.5	65.2	61.0	63.6	69.1	67.9	74.1	72.7	75.3	80.9	65.2	74.0	77.6	75.0	70.1 $\pm$ 0.1
♣ActMAD	64.8	66.5	66.0	62.2	64.6	70.3	69.7	75.1	73.4	76.7	81.6	67.3	75.0	78.4	75.7	71.2 $\pm$ 0.2
♣ActMAD+TENT	65.2	67.0	66.4	63.7	65.7	70.9	70.4	75.2	73.5	77.2	81.7	67.8	75.5	78.4	76.0	71.6 $\pm$ 0.0

Table 1. Comparisons with state-of-the-art methods on ImageNet-C (severity level 5) with ViT-Base regarding **Accuracy (%)**.

of  $10^{-2}/5 \times 10^{-3}/6 \times 10^{-5}$ . We only update norm layers following TENT. More details of SPA and details of baseline methods are put in Appendix B.2.

### 4.1. Image Classification

In this section, we validate our SPA on image classification. From results in Table 1, SPA outperforms all considered baselines consistently on all corruptions of ImageNet-C, highlighting its superiority. To be specific,

1) Compared to entropy-based methods such as TENT, EATA, SAR, and DeYO, SPA improves the state-of-the-art by 2.3% in average accuracy, achieving 70.1% compared to EATA’s 67.8%. Additionally, SPA offers the flexibility to handle regression tasks (as shown in Table 3) while the entropy-based objectives can not; 2) Compared to CoTTA, which also applies consistency learning between the original image and its augmented views, our SPA achieves significantly greater gains. This result highlights the effectiveness of our self-bootstrapping learning framework and demonstrates that our structure-preserving augmentations are able to provide richer learning signals within this framework; 3) Compared to ActMAD, our method, SPA, does not require access to the source training data for calculating source statistics to achieve alignment, and thus is more general to be used in case of source data are unavailable. Despite this, SPA achieves higher performance than ActMAD, improving average accuracy from 66.3% to 70.1%; 4) The learning objective of SPA is in parallel and not conflict with existing objectives like entropy minimization and feature alignment, allowing it to be integrated with these approaches to enhance performance further, as demonstrated by SPA incorporating ActMAD and TENT. At last, from the results on ImageNet-R/A/Sketch in Table 2, our SPA also achieves the best performance, further suggesting our effectiveness.

### 4.2. 3D Monocular Object Detection

This section validates SPA on 3D monocular object detection (Zhang et al., 2021), a challenging task that involves detecting objects in single-camera images using 3D bounding boxes. This task comprises classification, to identify

Method	R	A	Sketch	Avg. Acc. (% $\uparrow$ )
Source	59.5	50.5	44.9	51.6
TENT (Wang et al., 2021)	63.9	52.8	49.1	55.3
CoTTA (Wang et al., 2022)	63.5	52.2	50.0	55.2
EATA (Niu et al., 2022a)	67.5	54.3	52.1	58.0
ActMAD (Mirza et al., 2023)	60.2	50.3	46.2	52.2
DeYO (Lee et al., 2024)	68.7	55.0	50.3	58.0
SPA (ours)	68.2	<b>55.4</b>	53.4	59.0
♣EATA	<b>70.4</b>	55.0	<b>55.0</b>	<b>60.1</b>

Table 2. Comparisons on ImageNet-R/A/Sketch with ViT-Base.

objects within each 3D bounding box, and regression, to predict the bounding box coordinates, dimensions, depths, and angles. We perform weak-to-strong self-bootstrapping learning to align the classification head (via KL loss) and align regression heads of bounding box coordinates, dims, and depths predictions (via L1 loss).

From Table 3, SPA achieves the best average  $AP_{3D|R40}$  over 13 corruptions across different object difficulty levels (easy, moderate, hard) for each class, suggesting our effectiveness. Even compared to MonoTTA (Lin et al., 2024), the latest TTA method tailored for 3D monocular detection, SPA shows clear performance gains, with improvements such as 1.4% for Cars and 2.4% for Pedestrians. This largely benefits from the generality of SPA, which introduces TTA loss to regression heads in addition to classification heads, unlike previous methods, MonoTTA, TENT, and EATA, which focus solely on classification heads. Moreover, the 3D monocular detection task is highly imbalanced, with Pedestrian and Cyclist as minority objects. Methods that only target the classification head often over-optimize the majority class (e.g., Cars) while neglecting minority ones. Thus, these classification-only methods yield very marginal gains on Pedestrian and Cyclist. In contrast, SPA is somehow free from this limitation, and it can mitigate this imbalanced issue, achieving higher gains on minority classes, e.g., 2.4% higher  $AP_{3D|R40}$  on Pedestrian over MonoTTA.

### 4.3. Image Segmentation

We compare SPA with prior TTA methods on image segmentation in a continual adaptation setting (Wang et al., 2022). In this setup, the target domains of ACDC (Sakaridis

SPA: Self-Bootstrapping for Versatile Test-Time Adaptation

Method	Car, AP@0.7, 0.5, 0.5				Pedestrian, AP@0.5, 0.25, 0.25				Cyclist, AP@0.5, 0.25, 0.25			
	Easy	Mod	Hard	Average	Easy	Mod	Hard	Average	Easy	Mod	Hard	Average
Source	16.4	12.1	10.5	13.0	5.0	4.2	3.5	4.3	6.5	3.3	3.0	4.3
BN Adapt (Schneider et al., 2020)	33.2	23.0	19.2	25.1	9.7	8.1	6.7	8.2	12.9	6.6	6.0	8.5
TENT (Wang et al., 2021)	36.1	25.2	21.4	27.6	10.2	8.5	7.1	8.6	13.3	6.8	6.1	8.7
EATA (Niu et al., 2022a)	36.7	25.5	21.8	28.0	10.4	8.7	7.2	8.8	13.4	6.8	6.2	8.8
ActMAD (Mirza et al., 2023)	33.3	23.2	19.4	25.3	9.0	7.6	6.3	7.6	12.6	6.6	6.0	8.4
MonoTTA (Lin et al., 2024)	42.1	29.5	25.6	32.4	11.3	9.4	7.7	9.5	13.6	6.9	6.2	8.9
SPA (ours)	43.7	30.9	26.9	<b>33.8</b> <sub>±0.0</sub>	14.3	11.8	9.7	<b>11.9</b> <sub>±0.2</sub>	14.3	7.4	6.8	<b>9.5</b> <sub>±0.1</sub>
♣ MonoTTA	45.7	32.8	28.6	<b>35.7</b> <sub>±0.1</sub>	14.9	12.3	10.1	<b>12.4</b> <sub>±0.1</sub>	14.7	7.5	6.9	<b>9.7</b> <sub>±0.2</sub>

Table 3. Comparisons on **3D monocular object detection** w.r.t. the average precision of 3D bounding boxes, denoted as  $AP_{3D}|_{R40}$  (% ,  $\uparrow$ ). The results are averaged over 13 corruptions of KITTI-C (e.g., *Fog and Snow*, see Appendix B.1 for more details) with MonoFlex (Zhang et al., 2021) as the source model. The Intersection over Union (IoU) thresholds are set to 0.7, 0.5, 0.5 for Cars and 0.5, 0.25, 0.25 for Pedestrians and Cyclists, respectively.

Method	Round 1				Round 2				Round 3				Round 1-3			
	Fog	Night	Rain	Snow	Avg.	Fog	Night	Rain	Snow	Avg.	Fog	Night	Rain	Snow	Avg.	Average
Source	69.1	40.3	59.7	57.8	56.7	69.1	40.3	59.7	57.8	56.7	69.1	40.3	59.7	57.8	56.7	56.7
TENT (Wang et al., 2021)	69.1	40.2	60.0	57.3	56.7	68.4	39.1	60.0	56.4	56.0	67.6	37.9	59.7	55.3	55.1	55.9
CoTTA (Wang et al., 2022)	70.9	41.1	62.4	59.7	<b>58.5</b>	70.9	41.0	62.5	59.7	58.5	70.9	40.8	62.6	59.7	58.5	58.5
DePT (Gao et al., 2023)	71.0	40.8	58.2	56.8	56.7	68.2	40.0	55.4	53.7	54.3	66.4	38.0	47.3	47.2	49.7	53.6
VDP (Gan et al., 2023)	70.5	41.1	62.1	59.5	58.3	70.4	41.1	62.2	59.4	58.3	70.4	41.0	62.2	59.4	58.3	58.3
SPA (ours)	68.7	42.9	62.0	59.8	58.3	69.7	44.6	63.3	61.1	<b>59.7</b>	70.0	43.2	63.8	61.7	<b>59.7</b>	<b>59.2</b> <sub>±0.1</sub>
♣ CoTTA	71.2	42.7	65.2	62.1	<b>60.3</b>	72.5	43.1	66.0	62.2	<b>61.0</b>	72.5	42.9	66.0	62.1	<b>60.9</b>	<b>60.7</b> <sub>±0.1</sub>

Table 4. Comparisons on **segmentation** under continual TTA. We report mIoU (% ,  $\uparrow$ ) on Cityscape-to-ACDC with Segformer-B5.

et al., 2021) progress through an ordered sequence of Fog→Night→Rain→Snow, repeated across 3 rounds, to simulate the environmental changes encountered in real-life driving scenarios. Table 4 shows that SPA alone outperforms CoTTA, which requires 29 augmentations per sample, while SPA achieves better results with only two augmentations, highlighting its effectiveness and efficiency. Furthermore, when combined with CoTTA, SPA improves the average mIoU from 58.5% to 60.7%, further demonstrating its superiority as a plug-and-play module.

#### 4.4. Ablations

**Effects of Components in SPA** We ablate the effects of each component within SPA in Table 5. **First**, unlike previous SSL methods (Chen et al., 2020a; He et al., 2020) and augmentation consistency-based TTA methods (Zhang et al., 2022) that maximize prediction or feature consistency between two augmented views, SPA adopts a weak-to-strong self-bootstrapping learning paradigm, which learns from a weak (augmented) view to a strong (original) view. This unidirectional learning plays a crucial role in our TTA approach, as it provides more reliable learning signals, which are essential in TTA contexts. Without this weak-to-strong mechanism, bidirectional consistency learning results in drastic performance degradation. **Second**, The activation selection strategy in Eqn. (2) also helps to filter out partially unreliable supervisions, based on the premise that predictions from the original image are more reliable than those from the weaker augmented views, and thus results in promising

	ImageNet-C	KITTI-Fog ( $AP_{3D} _{R40}$ , % , $\uparrow$ )		
	Acc. (% , $\uparrow$ )	Car	Pedestrian	Cyclist
No Adapt	55.5	7.8	2.0	3.6
Full SPA	<b>70.1</b>	<b>34.4</b>	<b>11.1</b>	<b>9.7</b>
<i>w/o weak-to-strong i.e., stop grad</i>	4.9	24.0	7.3	5.4
<i>w/o active selection, Eqn. (2)</i>	69.4	28.0	9.9	7.7
<i>w/o Low-freq amplitude mask</i>	65.6	31.0	7.2	9.1
<i>w/o High-freq noise injection</i>	67.7	31.4	10.3	9.4

Table 5. Ablation on effects of components in SPA. We use ViT-Base/MonoFlex as the source model on ImageNet-C/KITTI-Fog.

performance gains. **Third**, both our low-frequency amplitude mask and high-frequency noise injection augmentation strategies are effective individually, yet achieve the best performance when applied together.

**Effects of Different Geometric-Preserving Augmentations in SPA** The core idea in SPA is to devise image geometric structure-preserving augmentations to boost its applicability for fine-grained tasks like object detection and segmentation. Here, we compare our augmentation strategy with existing geometric-preserving ones, including *grayscale*, *brightness*, *contrast* (*ColorJitter*), and *Gaussian blur*. However, as in Table 6, none of them, individually or combined, effectively provide TTA with rich learning signals. These augmentations are also often sensitive to the corruption type and struggle to perform stably across all corruptions, leading to limited overall performance. Moreover, as discussed in Sect. 3.2, SPA masks only the low-frequency amplitude while keeping the high-frequency components unchanged, since the high-frequency range exhibits low RAPSD and masking there provide limited learning signals (whereas low frequencies are quite the opposite). To verify

Aug. Choice	Noise			Blur				Weather				Digital			Average Acc.	
	Gauss.	Shot	Impul.	Defoc.	Glass	Motion	Zoom	Snow	Frost	Fog	Brit.	Contr.	Elastic	Pixel		JPEG
a) <i>Greystyle</i>	59.7	59.8	61.4	58.7	59.0	65.5	63.6	70.3	69.4	72.5	76.5	0.4	71.0	75.5	71.4	62.3
b) <i>Brightness</i>	38.4	60.5	60.8	9.7	55.5	35.5	60.9	69.2	70.3	4.9	79.7	0.8	66.0	74.3	70.7	50.5
c) <i>Contrast</i>	34.9	61.3	61.6	45.0	58.2	65.0	61.5	68.1	70.0	72.2	78.7	0.4	66.9	74.5	70.9	59.3
d) <i>Gaussian Blur</i>	3.2	8.7	2.9	20.9	1.7	30.6	30.4	57.9	41.8	73.9	80.2	6.5	14.6	2.0	6.6	25.4
a) + b) + c)	59.8	60.5	61.3	60.0	60.5	66.6	64.1	70.5	69.2	73.7	76.5	0.4	71.4	75.8	71.7	62.8
e) <i>Freq Mask</i>	60.8	62.5	61.7	57.8	59.4	66.5	63.9	69.9	68.0	74.8	79.6	65.6	70.7	75.3	72.7	67.3
f) <i>High-Freq Mask</i>	4.3	5.9	5.4	1.4	6.6	10.5	16.0	63.7	21.3	22.9	73.4	2.3	11.0	2.5	4.7	16.8
g) <i>Low-Freq Mask</i>	62.6	64.3	63.4	57.6	59.2	66.9	64.4	70.6	69.0	74.8	79.6	65.7	71.0	75.9	72.6	67.8
h) <i>Noise Injection</i>	63.6	65.5	65.2	57.5	61.2	66.5	63.9	73.6	72.1	68.4	81.0	21.6	71.7	77.1	74.8	65.6
g) + h) (ours)	64.0	65.5	65.2	61.0	63.6	69.1	67.9	74.1	72.7	75.3	80.9	65.2	74.0	77.6	75.0	<b>70.1</b>

Table 6. Effects of different image geometric structure-preserving augmentation choices under our self-bootstrapping learning framework. We report **Accuracy (%)** on ImageNet-C (severity level 5) with ViT-Base.

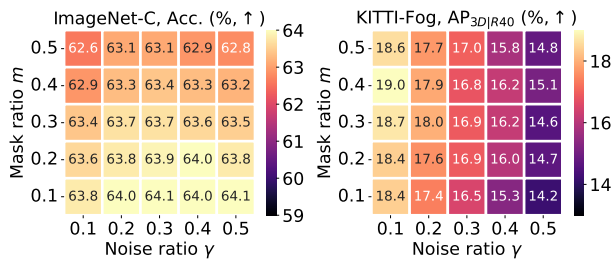


Figure 3. Sensitivity of amplitude mask ratio  $m$  in Eqn. (4) and noise injection ratio  $\gamma$  in Eqn. (5). We use ViT-Base for ImageNet-C (Gaussian Noise) and MonoFlex for KITTI-Fog. The source model Acc./AP on ImageNet-C/KITTI-Fog is 55.5%/4.5%.

this, rows f) and g) in Table 6 show that solely masking high frequencies tends to yield trivial solutions, *i.e.*, model collapse, while masking at low frequencies perform stably.

**Parameter Sensitivity** We evaluate SPA with different amplitude mask ratio  $m$  (in Eqn. (4)) and noise ratio  $\gamma$  (in Eqn. (5)) selected from  $\{0.1, 0.2, 0.3, 0.4, 0.5\}$ . From Figure 3, SPA works well across a wide range of  $m \leq 0.5$  and  $\gamma \leq 0.5$  for image classification, showing its insensitivity. However, for 3D monocular detection, although  $m$  performs well within a broad range from 0.1 to 0.5, the optimal range of noise ratio  $\gamma$  is narrower than that in image classification, *i.e.*,  $\gamma \leq 0.2$ . This difference arises because, in ImageNet-C, the task is at the image level and does not strictly require content invariance, allowing for a higher  $\gamma$  to provide richer learning signals. In contrast, 3D monocular detection involves dense predictions where high noise levels could significantly disrupt the original image content, making it challenging for our self-bootstrapping learning.

**Comparison with Self-Bootstrapping Learning using Augmentations of Image Mask** (He et al., 2022; Gandselman et al., 2022), AugMix (Hendrycks et al., 2020), MoCo (He et al., 2020) and SimCLR (Chen et al., 2020a) We compare our proposed augmentation strategy with prior augmentations used in SSL and consistency-based TTA methods under our self-bootstrapping TTA framework in Table 7. Results show that while prior augmentations

Method	ImageNet-C	KITTI-Fog (AP <sub>3D/R40</sub> , %, $\uparrow$ )		
	Acc. (%), $\uparrow$	Car	Pedestrian	Cyclist
No Adapt	55.5	7.8	2.0	3.6
BN Adapt (Schneider et al., 2020)	n/a	23.3	8.6	9.7
<i>Self-bootstrapping learning of SPA using augmentations of:</i>				
Eqns. (4) and (5) (ours)	<b>70.1</b>	<b>34.4</b>	<b>11.1</b>	<b>9.7</b>
Random image mask	64.9	9.7	4.3	2.0
AugMix	63.5	26.8	6.2	6.0
SimCLR augmentations	68.1	25.0	5.7	6.6
MoCo augmentations	64.0	27.7	6.5	6.7

Table 7. Comparisons with SPA using conventional augmentation strategies that do not preserve geometric structure. We use ViT-Base/MonoFlex as the source model on ImageNet-C/KITTI-Fog.

achieve considerable performance on image-level classification (ImageNet-C), they fall short for 3D monocular detection, where they often perform worse than BN Adapt. This arises because these augmentations like random cropping&resizing disrupt the image’s geometric structure, making them unsuitable for finer dense prediction tasks. In contrast, our augmentations are geometric-preserving and supply rich signals for weak-to-strong self-bootstrapping learning, achieving improved adaptation performance.

## 5. Conclusion

In this paper, we aim to develop a new versatile fully TTA approach to support various tasks—classification or regression across image-, object-, and pixel-level predictions. To this end, we re-establish a consistency-based TTA framework with active weak (augmented image)-to-strong (original image) supervisions, *termed* SPA. In SPA, by analyzing how domain shifts manifest in the Fourier frequency domain, we devise two Fourier-based augmentations: low-frequency amplitude masking and high-frequency noise injection. These augmentations preserve the geometric structure of images (*e.g.*, object locations and sizes), making them applicable for consistency learning in fine-grained dense tasks while also supplying rich learning signals for TTA. Extensive experiments on classification, 3D monocular object detection, and segmentation verify the generality and superiority of SPA, both as a standalone approach and as a plug-and-play module to enhance existing methods.



## Impact Statement

This paper presents work whose goal is to advance the field of Machine Learning. There are many potential societal consequences of our work, none which we feel must be specifically highlighted here.

## References

- Bartler, A., Bühler, A., Wiewel, F., Döbler, M., and Yang, B. Mt3: Meta test-time training for self-supervised test-time adaption. In *International Conference on Artificial Intelligence and Statistics*, pp. 3080–3090. PMLR, 2022.
- Caron, M., Touvron, H., Misra, I., Jégou, H., Mairal, J., Bojanowski, P., and Joulin, A. Emerging properties in self-supervised vision transformers. In *Proceedings of the IEEE/CVF international conference on computer vision*, pp. 9650–9660, 2021.
- Chen, D., Wang, D., Darrell, T., and Ebrahimi, S. Contrastive test-time adaptation. In *IEEE Conference on Computer Vision and Pattern Recognition*, pp. 295–305, 2022.
- Chen, G., Niu, S., Chen, D., Zhang, S., Li, C., Li, Y., and Tan, M. Cross-device collaborative test-time adaptation. In *Advances in Neural Information Processing Systems*, 2024a.
- Chen, T., Kornblith, S., Norouzi, M., and Hinton, G. A simple framework for contrastive learning of visual representations. In *International Conference on Machine Learning*, pp. 1597–1607. PMLR, 2020a.
- Chen, X., Fan, H., Girshick, R., and He, K. Improved baselines with momentum contrastive learning. *arXiv preprint arXiv:2003.04297*, 2020b.
- Chen, Y., Niu, S., Wang, Y., Xu, S., Song, H., and Tan, M. Towards robust and efficient cloud-edge elastic model adaptation via selective entropy distillation. In *International Conference on Learning Representations*, 2024b.
- Choi, S., Yang, S., Choi, S., and Yun, S. Improving test-time adaptation via shift-agnostic weight regularization and nearest source prototypes. In *European Conference on Computer Vision*, pp. 440–458. Springer, 2022.
- Cordts, M., Omran, M., Ramos, S., Rehfeld, T., Enzweiler, M., Benenson, R., Franke, U., Roth, S., and Schiele, B. The cityscapes dataset for semantic urban scene understanding. In *IEEE Conference on Computer Vision and Pattern Recognition*, pp. 3213–3223, 2016.
- Cubuk, E. D., Zoph, B., Mane, D., Vasudevan, V., and Le, Q. V. Autoaugment: Learning augmentation strategies from data. In *IEEE Conference on Computer Vision and Pattern Recognition*, pp. 113–123, 2019.
- Cubuk, E. D., Zoph, B., Shlens, J., and Le, Q. V. Randaugment: Practical automated data augmentation with a reduced search space. In *IEEE Conference on Computer Vision and Pattern Recognition*, pp. 702–703, 2020.
- Deng, Z., Chen, Z., Niu, S., Li, T., Zhuang, B., and Tan, M. Efficient test-time adaptation for super-resolution with second-order degradation and reconstruction. In *Advances in Neural Information Processing Systems*, 2024.
- Dosovitskiy, A., Beyer, L., Kolesnikov, A., Weissenborn, D., Zhai, X., Unterthiner, T., Dehghani, M., Minderer, M., Heigold, G., Gelly, S., Uszkoreit, J., and Houlsby, N. An image is worth 16x16 words: Transformers for image recognition at scale. In *International Conference on Learning Representations*, 2021.
- Dou, Q., Coelho de Castro, D., Kamnitsas, K., and Glocker, B. Domain generalization via model-agnostic learning of semantic features. In *Advances in Neural Information Processing Systems*, pp. 6447–6458, 2019.
- Gan, Y., Bai, Y., Lou, Y., Ma, X., Zhang, R., Shi, N., and Luo, L. Decorate the newcomers: Visual domain prompt for continual test time adaptation. In *AAAI Conference on Artificial Intelligence*, volume 37, pp. 7595–7603, 2023.
- Gandelsman, Y., Sun, Y., Chen, X., and Efros, A. Test-time training with masked autoencoders. In *Advances in Neural Information Processing Systems*, volume 35, pp. 29374–29385, 2022.
- Gao, Y., Shi, X., Zhu, Y., Wang, H., Tang, Z., Zhou, X., Li, M., and Metaxas, D. N. Visual prompt tuning for test-time domain adaptation. In *International Conference on Learning Representations*, 2023.
- Geiger, A., Lenz, P., and Urtasun, R. Are we ready for autonomous driving? the kitti vision benchmark suite. In *IEEE Conference on Computer Vision and Pattern Recognition*, pp. 3354–3361. IEEE, 2012.
- Gong, T., Jeong, J., Kim, T., Kim, Y., Shin, J., and Lee, S.-J. Note: Robust continual test-time adaptation against temporal correlation. In *Advances in Neural Information Processing Systems*, volume 35, pp. 27253–27266, 2022.
- Goyal, S., Sun, M., Raghunathan, A., and Kolter, J. Z. Test time adaptation via conjugate pseudo-labels. In *Advances in Neural Information Processing Systems*, volume 35, pp. 6204–6218, 2022.
- Grill, J.-B., Strub, F., Altché, F., Tallec, C., Richemond, P., Buchatskaya, E., Doersch, C., Avila Pires, B., Guo, Z., Gheshlaghi Azar, M., et al. Bootstrap your own latent—a new approach to self-supervised learning. In *Advances in Neural Information Processing Systems*, volume 33, pp. 21271–21284, 2020.

- He, K., Fan, H., Wu, Y., Xie, S., and Girshick, R. Momentum contrast for unsupervised visual representation learning. In *IEEE Conference on Computer Vision and Pattern Recognition*, pp. 9729–9738, 2020.
- He, K., Chen, X., Xie, S., Li, Y., Dollár, P., and Girshick, R. Masked autoencoders are scalable vision learners. In *Proceedings of the IEEE/CVF conference on computer vision and pattern recognition*, pp. 16000–16009, 2022.
- Hendrycks, D. and Dietterich, T. Benchmarking neural network robustness to common corruptions and perturbations. In *International Conference on Learning Representations*, 2019.
- Hendrycks, D., Mu, N., Cubuk, E. D., Zoph, B., Gilmer, J., and Lakshminarayanan, B. Augmix: A simple data processing method to improve robustness and uncertainty. In *International Conference on Learning Representations*, 2020.
- Hendrycks, D., Basart, S., Mu, N., Kadavath, S., Wang, F., Dorundo, E., Desai, R., Zhu, T., Parajuli, S., Guo, M., et al. The many faces of robustness: A critical analysis of out-of-distribution generalization. In *IEEE Conference on Computer Vision and Pattern Recognition*, pp. 8340–8349, 2021a.
- Hendrycks, D., Zhao, K., Basart, S., Steinhardt, J., and Song, D. Natural adversarial examples. In *IEEE Conference on Computer Vision and Pattern Recognition*, pp. 15262–15271, 2021b.
- Hu, X., Uzunbas, G., Chen, S., Wang, R., Shah, A., Nevatia, R., and Lim, S.-N. Mixnorm: Test-time adaptation through online normalization estimation. *arXiv preprint arXiv:2110.11478*, 2021.
- Iwasawa, Y. and Matsuo, Y. Test-time classifier adjustment module for model-agnostic domain generalization. In *Advances in Neural Information Processing Systems*, volume 34, 2021.
- Kalibhat, N., Morningstar, W., Bijamov, A., Liu, L., Singhal, K., and Mansfield, P. Disentangling the effects of data augmentation and format transform in self-supervised learning of image representations. In *European Conference on Computer Vision Workshop*, 2023.
- Khurana, A., Paul, S., Rai, P., Biswas, S., and Aggarwal, G. Sita: Single image test-time adaptation. *arXiv preprint arXiv:2112.02355*, 2021.
- Koh, P. W., Sagawa, S., Marklund, H., Xie, S. M., Zhang, M., Balsubramani, A., Hu, W., Yasunaga, M., Phillips, R. L., Gao, I., et al. Wilds: A benchmark of in-the-wild distribution shifts. In *International Conference on Machine Learning*, pp. 5637–5664, 2021.
- Lee, J., Jung, D., Lee, S., Park, J., Shin, J., Hwang, U., and Yoon, S. Entropy is not enough for test-time adaptation: From the perspective of disentangled factors. In *International Conference on Learning Representations*, 2024.
- Liang, J., Hu, D., and Feng, J. Do we really need to access the source data? source hypothesis transfer for unsupervised domain adaptation. In *International Conference on Machine Learning*, pp. 6028–6039, 2020.
- Liang, J., He, R., and Tan, T. A comprehensive survey on test-time adaptation under distribution shifts. *arXiv preprint arXiv:2303.15361*, 2023.
- Lim, H., Kim, B., Choo, J., and Choi, S. TTN: A domain-shift aware batch normalization in test-time adaptation. In *International Conference on Learning Representations*, 2023.
- Lim, S., Kim, I., Kim, T., Kim, C., and Kim, S. Fast autoaugment. In *Advances in Neural Information Processing Systems*, volume 32, pp. 6665–6675, 2019.
- Lin, H., Zhang, Y., Niu, S., Cui, S., and Li, Z. Monotta: Fully test-time adaptation for monocular 3d object detection. In *European Conference on Computer Vision*, pp. 96–114. Springer, 2024.
- Lin, W., Mirza, M. J., Kozinski, M., Possegger, H., Kuehne, H., and Bischof, H. Video test-time adaptation for action recognition. In *IEEE Conference on Computer Vision and Pattern Recognition*, pp. 22952–22961, 2023.
- Liu, Y., Kothari, P., van Delft, B., Bellot-Gurlet, B., Mordan, T., and Alahi, A. Ttt++: When does self-supervised test-time training fail or thrive? In *Advances in Neural Information Processing Systems*, volume 34, 2021.
- Mirza, M. J., Soneira, P. J., Lin, W., Kozinski, M., Possegger, H., and Bischof, H. Actmad: Activation matching to align distributions for test-time-training. In *IEEE Conference on Computer Vision and Pattern Recognition*, pp. 24152–24161, 2023.
- Mummadi, C. K., Hutmacher, R., Rambach, K., Levinkov, E., Brox, T., and Metzen, J. H. Test-time adaptation to distribution shift by confidence maximization and input transformation. *arXiv preprint arXiv:2106.14999*, 2021.
- Nado, Z., Padhy, S., Sculley, D., D’Amour, A., Lakshminarayanan, B., and Snoek, J. Evaluating prediction-time batch normalization for robustness under covariate shift. *arXiv preprint arXiv:2006.10963*, 2020.
- Niu, S., Wu, J., Zhang, Y., Chen, Y., Zheng, S., Zhao, P., and Tan, M. Efficient test-time model adaptation without forgetting. In *International Conference on Machine Learning*, pp. 16888–16905, 2022a.

- Niu, S., Wu, J., Zhang, Y., Xu, G., Li, H., Zhao, P., Huang, J., Wang, Y., and Tan, M. Boost test-time performance with closed-loop inference. *arXiv preprint arXiv:2203.10853*, 2022b.
- Niu, S., Wu, J., Zhang, Y., Wen, Z., Chen, Y., Zhao, P., and Tan, M. Towards stable test-time adaptation in dynamic wild world. In *International Conference on Learning Representations*, 2023.
- Niu, S., Miao, C., Chen, G., Wu, P., and Zhao, P. Test-time model adaptation with only forward passes. In *International Conference on Machine Learning*, 2024.
- Qiu, Z., Zhang, Y., Lin, H., Niu, S., Liu, Y., Du, Q., and Tan, M. Source-free domain adaptation via avatar prototype generation and adaptation. In *International Joint Conference on Artificial Intelligence*, 2021.
- Recht, B., Roelofs, R., Schmidt, L., and Shankar, V. Do imagenet classifiers generalize to imagenet? In *International Conference on Machine Learning*, pp. 5389–5400, 2019.
- Sakaridis, C., Dai, D., and Van Gool, L. Acdc: The adverse conditions dataset with correspondences for semantic driving scene understanding. In *IEEE International Conference on Computer Vision*, pp. 10765–10775, 2021.
- Schneider, S., Rusak, E., Eck, L., Bringmann, O., Brendel, W., and Bethge, M. Improving robustness against common corruptions by covariate shift adaptation. In *Advances in Neural Information Processing Systems*, volume 33, pp. 11539–11551, 2020.
- Shankar, S., Piratla, V., Chakrabarti, S., Chaudhuri, S., Jyothi, P., and Sarawagi, S. Generalizing across domains via cross-gradient training. In *International Conference on Learning Representations*, 2018.
- Shorten, C. and Khoshgoftaar, T. M. A survey on image data augmentation for deep learning. *Journal of big data*, 6(1):1–48, 2019.
- Shu, M., Nie, W., Huang, D.-A., Yu, Z., Goldstein, T., Anandkumar, A., and Xiao, C. Test-time prompt tuning for zero-shot generalization in vision-language models. In *Advances in Neural Information Processing Systems*, volume 35, pp. 14274–14289, 2022.
- Sun, Y., Wang, X., Liu, Z., Miller, J., Efros, A., and Hardt, M. Test-time training with self-supervision for generalization under distribution shifts. In *International Conference on Machine Learning*, pp. 9229–9248, 2020.
- Tan, M., Chen, G., Wu, J., Zhang, Y., Chen, Y., Zhao, P., and Niu, S. Uncertainty-calibrated test-time model adaptation without forgetting. *arXiv preprint arXiv:2403.11491*, 2024.
- Van der Schaaf, V. A. and Van Hateren, J. v. Modelling the power spectra of natural images: statistics and information. *Vision research*, 36(17):2759–2770, 1996.
- Wang, D., Shelhamer, E., Liu, S., Olshausen, B., and Darrell, T. Tent: Fully test-time adaptation by entropy minimization. In *International Conference on Learning Representations*, 2021.
- Wang, H., Ge, S., Lipton, Z., and Xing, E. P. Learning robust global representations by penalizing local predictive power. In *Advances in Neural Information Processing Systems*, pp. 10506–10518, 2019.
- Wang, Q., Fink, O., Van Gool, L., and Dai, D. Continual test-time domain adaptation. In *IEEE Conference on Computer Vision and Pattern Recognition*, 2022.
- Wang, Z., Luo, Y., Zheng, L., Chen, Z., Wang, S., and Huang, Z. In search of lost online test-time adaptation: A survey. *International Journal of Computer Vision*, pp. 1–34, 2024.
- Wightman, R. Pytorch image models. *GitHub repository*, 2019. doi: 10.5281/zenodo.4414861.
- Xie, E., Wang, W., Yu, Z., Anandkumar, A., Alvarez, J. M., and Luo, P. Segformer: Simple and efficient design for semantic segmentation with transformers. In *Advances in Neural Information Processing Systems*, pp. 12077–12090, 2021.
- Xu, Q., Zhang, R., Fan, Z., Wang, Y., Wu, Y.-Y., and Zhang, Y. Fourier-based augmentation with applications to domain generalization. *Pattern Recognition*, 139:109474, 2023.
- Yao, H., Wang, Y., Li, S., Zhang, L., Liang, W., Zou, J., and Finn, C. Improving out-of-distribution robustness via selective augmentation. In *International Conference on Machine Learning*, 2022.
- Zhang, H. mixup: Beyond empirical risk minimization. In *International Conference on Learning Representations*, 2017.
- Zhang, M. M., Levine, S., and Finn, C. Memo: Test time robustness via adaptation and augmentation. In *Advances in Neural Information Processing Systems*, 2022.
- Zhang, Y., Lu, J., and Zhou, J. Objects are different: Flexible monocular 3d object detection. In *IEEE Conference on Computer Vision and Pattern Recognition*, pp. 3289–3298, 2021.
- Zhao, B., Chen, C., and Xia, S.-T. DELTA: Degradation-free fully test-time adaptation. In *International Conference on Learning Representations*, 2023.

---

# Self-Bootstrapping for Versatile Test-Time Adaptation

## Supplementary Materials

---

### A. Related Work

We categorize related **Test-Time Adaptation (TTA)** works based on their learning objectives and discuss their generality across model architectures and tasks. Following that, we relate our method with data augmentation techniques.

**Learning Objective-Free TTA** mainly relies on adapting batch norm statistics (Nado et al., 2020; Schneider et al., 2020; Gong et al., 2022). Building on this, various methods have been developed to extend its applicability to diverse test scenarios, *e.g.*, label shifts (Niu et al., 2023; Gong et al., 2022) and single sample (Khurana et al., 2021; Niu et al., 2023), using methods like data augmentation (Khurana et al., 2021), statistics mix-up (Hu et al., 2021; Lim et al., 2023), re-normalization (Zhao et al., 2023), *etc.* These methods are general for various tasks (*e.g.*, image-/object-level) but are limited to batch norm-equipped models.

**Learning-Based TTA** (Sun et al., 2020; Wang et al., 2021; Liang et al., 2023; Niu et al., 2022b; 2024; Deng et al., 2024; Chen et al., 2024a) explicitly learns from test data by updating model parameters using self- or unsupervised learning, achieving much better gains. Unlike learning-free TTA, in learning-based TTA, the designed objectives typically support various models, *e.g.*, CNN or ViT, but may be restrictively applicable to different tasks:

- **Entropy / Self-Learning-based methods** (Wang et al., 2021; Mummadi et al., 2021; Goyal et al., 2022; Chen et al., 2024b) are among the most popular fully TTA approaches. These methods, which optimize prediction entropy or cross-entropy loss using pseudo-labels, have become foundational techniques in the TTA community. Building on them, several methods have been further developed: EATA (Niu et al., 2022a; Tan et al., 2024) and SAR (Niu et al., 2023) introduce selective entropy minimization strategies for improved efficiency and sharpness-aware optimization for stable TTA in the wild; SLR (Mummadi et al., 2021) and Conjugate PL (Goyal et al., 2022) design advanced loss functions to better utilize pseudo-labels in TTA, *etc.*

- **Prototype-Based TTA** methods (Iwasawa & Matsuo, 2021; Choi et al., 2022) enhance TTA performance by maintaining class-specific prototypes and making predictions based on feature similarity with these prototypes.

However, all these methods rely on predicted class probabilities, making them unsuitable for regression tasks.

- **Contrastive-Based TTA** (Zhang et al., 2022; Liu et al., 2021; Shu et al., 2022; Chen et al., 2022) is another popular and promising direction. It is mainly based on self-supervised learning methods that seek to learn robust representations by contrasting different augmentation views of the same image to enforce consistency, such as MoCo (He et al., 2020; Chen et al., 2020b), SimCLR (Chen et al., 2020a), BYOL (Grill et al., 2020), and DINO (Caron et al., 2021). Building on this, many test-time adaptation (TTA) methods incorporate contrastive learning objectives to adapt models to out-of-distribution data during testing, showing promising performance. TTT++ (Liu et al., 2021) exploits the SimCLR (Chen et al., 2020a) loss, while Ada-Contrast (Chen et al., 2022) incorporates MoCo (He et al., 2020)’s momentum update scheme with the InfoNCE loss, which conduct contrastive learning at the feature level. MT3 (Bartler et al., 2022) explores BYOL (Grill et al., 2020) loss for TTA, applying contrastive learning directly on model predictions. However, as a TTT-series method, MT3 still requires modifications to the model training process. In contrast, MEMO (Zhang et al., 2022) and TPT (Shu et al., 2022) extend this prediction-level consistency learning into a fully TTA approach by maximizing prediction consistency across various augmented views.

Nevertheless, the success of contrastive learning (He et al., 2020; Chen et al., 2020a; Grill et al., 2020; Caron et al., 2021) and their integration in TTA (Zhang et al., 2022; Shu et al., 2022; Chen et al., 2022; Bartler et al., 2022) stems from a crucial motivation: they depend on heavy and strong augmentations to supply adequate learning signals across different views. Their commonly used strong augmentations, *e.g.*, random cropping, resizing, and masking, often disrupt the overall content and geometric structure of the image, making them work well for image-level tasks, but infeasible for object-/pixel-level TTA tasks. In this work, we aim to develop a new versatile fully TTA method to enable model- and task-agnostic applications, by augmenting an image in the Fourier domain for self-bootstrapping.

**Data Augmentation** (Shorten & Khoshgoftaar, 2019) aims to increase the diversity of training data, *i.e.*, enlarging training data distribution, by applying transformations such as rotation, flipping, and cropping, helping models generalize better and reduce overfitting. As a widely used technique in deep learning, data augmentation has evolved significantly over time. Starting from the simple, manually designed

transformations, it has progressed to more advanced approaches like RandAugment (Cubuk et al., 2020), AutoAugment (Cubuk et al., 2019), FastAutoAugment (Lim et al., 2019), Mixup (Zhang, 2017), AugMix (Hendrycks et al., 2020) and *etc.* These methods have demonstrated remarkable effectiveness in enhancing generalization at training time in supervised manner, and also have been adopted by self-supervised (He et al., 2020; Chen et al., 2020b;a; Grill et al., 2020; Caron et al., 2021) methods and contrastive TTA methods (Chen et al., 2022; Zhang et al., 2022; Bartler et al., 2022) to generate diverse augmentation views for effective learning, as we depicted above.

In the work, we develop a new versatile fully TTA method, *termed* SPA, to enable model- and task-agnostic applications. SPA is also built on data augmentation. It augments/deteriorates an image in the Fourier domain to generate a weak view for self-bootstrapping learning. Here, we would like to point out that although recently there are some works introducing Fourier-based augmentations (Xu et al., 2023; Kalibhat et al., 2023), they target training-time generalization and self-supervised learning, exploring techniques like amplitude swap/mixup, and phase shift. And these methods still overlook and disrupt the geometric structure of images after augmentation, making them incompatible with our context of versatile TTA framework. In this paper, we analyze how common distribution shifts manifest in the Fourier domain and, based on our findings, design specific augmentation strategies for low and high frequencies respectively. Our augmentations aim to preserve the core geometric structure of the image while providing as much as possible learning signals for effective and versatile TTA.

## B. More Implementation Details

### B.1. More Details on Datasets

We conduct experiments on six datasets to evaluate the OOD generalization. Specifically, 1) for classification: we use ImageNet-C (Recht et al., 2019), ImageNet-R (Hendrycks et al., 2021a), ImageNet-A (Hendrycks et al., 2021b), and ImageNet-Sketch (Wang et al., 2019); 2) for 3D monocular object detection: we use KITTI-C per MonoTTA (Lin et al., 2024); and 3) for segmentation: we use ACDC (Sakaridis et al., 2021) per CoTTA (Wang et al., 2022); encompassing **35 distribution shifts** in total, as shown in Figure 4.

**ImageNet-C** consists of various versions of corruption applied to 50,000 validation images from ImageNet. The dataset encompasses 15 distinct corruption types of 4 main groups, including noise, blur, weather, and digital. Each corruption is characterized by 5 different levels of severity. We specifically utilize severity level 5 for all evaluations.

**ImageNet-R** contains 30,000 images featuring artistic renditions of 200 ImageNet classes. These images are mainly

sourced from Flickr and filtered by Amazon MTurk.

**ImageNet-A** comprises 7,500 images covering 200 ImageNet classes. These images are naturally existing samples that lead to a notable degradation in classifier performance.

**ImageNet-Sketch** consists of 50,899 images represented as black and white sketches, covering 1000 ImageNet classes.

**KITTI-C** consists of various versions of corruption applied to 3,769 validation images from KITTI (Geiger et al., 2012). It encompasses 13 corruption types of 4 main groups, including *Gaussian noise, shot noise, impulse noise, defocus blur, glass blur, motion blur, snow, frost, fog, brightness, contrast, pixelation, and saturation*. Each corruption is characterized by 5 different levels of severity. We utilize severity level 1 for all evaluations per MonoTTA (Lin et al., 2024).

**ACDC** contains four categories of images collected in adverse conditions, including *fog, night, rain, and snow*. Following CoTTA (Wang et al., 2022), we use 400 unlabeled images from each adverse condition for continuous TTA.

### B.2. More Evaluation Protocols

We use the ViT-Base (Dosovitskiy et al., 2021) model trained on ImageNet by timm (Wightman, 2019) as the source model for classification, the MonoFlex (Zhang et al., 2021) model trained on KITTI (Geiger et al., 2012) for 3D monocular detection, and the Segformer-B5 (Xie et al., 2021) model trained on CityScapes (Cordts et al., 2016) for semantic segmentation. We introduce the implementation details of the involved methods below.

**SPA (ours)** For **classification**, we set the mask ratio  $m$  to 0.2 and the noise factor  $\gamma$  to 0.4. We insert a new learnable projector before the final predictions of the augmented (weak) views following BYOL (Grill et al., 2020). This projector is initialized as identity mappings and updated via SGD optimizer with a learning rate of 0.05 and a momentum of 0.9. The affine parameters of the norm layers are also updated via SGD, using a learning rate of 0.01 and a momentum of 0.9. When integrated with ActMAD (Mirza et al., 2023) and Tent (Wang et al., 2021), the learning rate of the norm layers is set to 0.005 following ActMAD. For **3D monocular object detection**, we set the mask ratio  $m$  to 0.2 and the noise factor  $\gamma$  to 0.1. We align the classification head via KL loss and regression heads of bounding box coordinates, dims, and depths prediction via L1 loss, where we apply a rescaling factor of 0.01 on regression losses for balancing. We also adopt a threshold of 0.4 on  $\hat{f}(\mathbf{x}; \theta)$  to filter unreliable predictions inspired by MonoTTA (Lin et al., 2024). The norm layers are updated using SGD, with a learning rate of 0.005 and a momentum of 0.9. When integrated with MonoTTA, the loss components from SPA are further rescaled by a factor of 0.5. For **semantic segmentation**, when incorporated with




Figure 4. Visualizations of partial images in ImageNet, ImageNet-C/A/R/Sketch, KITTI, KITTI-C, Cityscapes and ACDC.

CoTTA (Wang et al., 2022), we set the mask ratio  $m$  to 0.2 and the noise factor  $\gamma$  to 0.1, where our augmentation strategies are applied on the student model. We adopt the Adam optimizer with the learning rate of  $6 \times 10^{-5}$  to optimize all the parameters in Segformer-B5. When SPA works as a standalone method, we further apply a confidence threshold of 0.2 on the original (strong) views to select reliable predictions inspired by CoTTA (Wang et al., 2022), and adopt the Adam optimizer to update the norm layers with a learning rate of  $1 \times 10^{-4}$ .

We make noise injection learnable for image classification tasks by dividing the images into patches, with a patch size of 16, and learn patch-specific noise factor  $\{\gamma_i\}_{i=1}^P$ , where  $P$  is the number of patches.  $\gamma$  is updated to maximize the test-time objective via SGD with a learning rate of 1 and a momentum of 0.9, under the constraint  $\text{mean}(\gamma) = 0.4$ .

**TENT<sup>1</sup>** (Wang et al., 2021) We follow all hyper-parameters that are set in Tent unless it does not provide. For classification, we use the SGD optimizer, with a momentum

<sup>1</sup><https://github.com/DequanWang/tent>

of 0.9 and a learning rate of 0.001. For 3D monocular detection, we use the SGD optimizer per MonoTTA (Lin et al., 2024), with a momentum of 0.9 and a learning rate of 0.0005, and entropy loss is applied on the classification head. For segmentation, we use the Adam optimizer per CoTTA (Wang et al., 2022) with a learning rate of 0.00006/8. Trainable parameters are the parameters of the norm layers.

**SAR<sup>2</sup>** (Niu et al., 2023) We follow all hyper-parameters that are set in SAR unless it does not provide. Specifically, we use SGD as the update rule, with a momentum of 0.9, batch size of 64, and a learning rate of 0.001. The threshold  $E_0$  is set to  $0.4 \times \ln C$ , where  $C$  is the number of classes. The trainable parameters are the affine parameters of the layer normalization layers from blocks 1 to blocks 8 in ViT-Base (Dosovitskiy et al., 2021).

**EATA<sup>3</sup>** (Niu et al., 2022a) We follow all hyper-parameters that are set in EATA unless it does not provide. Specifically, for image classification, we use SGD as the update rule,

<sup>2</sup><https://github.com/mr-eggplant/SAR>

<sup>3</sup><https://github.com/mr-eggplant/EATA>

Method	Noise				Blur			Weather				Digital			Average	
	Gauss.	Shot	Impul.	Defoc.	Glass	Motion	Zoom	Snow	Frost	Fog	Brit.	Contr.	Elastic	Pixel	JPEG	Acc.
Source	56.8	56.8	57.5	46.9	35.6	53.1	44.8	62.2	62.5	65.7	77.7	32.6	46.0	67.0	67.6	55.5
TENT	60.3	61.6	61.8	59.2	56.5	63.5	59.2	54.3	64.5	2.3	79.1	67.4	61.5	72.5	70.6	59.6
EATA	62.2	63.4	63.4	60.5	61.2	66.0	63.5	70.3	68.4	73.1	79.8	67.0	69.7	75.2	73.4	67.8
SPA	64.0	65.5	65.2	61.0	63.6	69.1	67.9	74.1	72.7	75.3	80.9	65.2	74.0	77.6	75.0	70.1
SPA-I	62.7	64.3	64.2	58.9	61.9	67.7	65.9	72.6	71.7	75.1	80.5	66.3	71.9	76.8	73.6	69.0

Table 8. Effects of combined vs. separate augmentation strategy in SPA on ImageNet-C (severity level 5) with ViT-Base w.r.t. **Accuracy** (%). **SPA-I** applies low-frequency amplitude mask (Eqn. (4)) and high-frequency noise injection (Eqn. (5)) in a single image simultaneously, obtaining one augmented image. While SPA augments an image using Eqn. (4) and Eqn. (5) separately, generating two augmented images for test-time self-bootstrapping learning.

with a momentum of 0.9 and a learning rate of 0.001. The entropy threshold  $E_0$  is set to  $0.4 \times \ln C$ , where  $C$  is the number of task classes. We use 2,000 samples to estimate the importance of each parameter. The trainable parameters are all affine parameters of layer normalization layers in ViT-Base (Dosovitskiy et al., 2021). For 3d monocular detection, we follow the hyper-parameters specified by MonoTTA (Lin et al., 2024). In particular, we optimize the affine parameters of the batch norm layers using SGD, with a momentum of 0.9 and a learning rate of 0.0005. The entropy threshold  $E_0$  is set to  $\ln C/2 - 1$  and we also apply a confidence threshold of 0.2 to filter out potentially unreliable predictions.

**DeYO**<sup>4</sup> (Lee et al., 2024) We follow all hyper-parameters that are set in DeYO unless it does not provide. Specifically, we use SGD as the update rule, with a momentum of 0.9 and a learning rate of 0.001. The entropy threshold  $E_0$  is set to  $0.4 \times \ln C$  and the entropy factor  $\tau_{\text{Ent}}$  is set to  $0.5 \times \ln C$ , where  $C$  is the number of task classes. The Pseudo-Label Probability Difference (PLPD) threshold  $\tau_{\text{PLPD}}$  is set to 0.2. Trainable parameters are the affine parameters of the layer normalization layers from blocks 1 to blocks 8 in ViT-Base (Dosovitskiy et al., 2021).

**ActMAD**<sup>5</sup> (Mirza et al., 2023) The implementations of ActMAD on ViT-Base (Dosovitskiy et al., 2021) for classification and MonoFlex (Zhang et al., 2021) for 3D monocular detection are inspired by FOA. For classification, we calculate the source training statistics with the validation set of ImageNet and align the test statistics per batch, using the SGD optimizer with a learning rate of 0.005 and a momentum of 0.9. For 3D monocular detection, we calculate the source training statistics with 15,168 samples from the validation set of KIITI and adopt the SGD optimizer with a learning rate of 0.0005 and a momentum of 0.9. Trainable parameters are affine parameters in norm layers.

**CoTTA**<sup>6</sup> We follow all hyper-parameters that are set in CoTTA unless it does not provide. For classification, we

use SGD as the update rule, with a momentum of 0.9, and a batch size of 64. We consistently set the learning rate to 0.001 and the augmentation threshold  $p_{th}$  to 0.1 given the optimal accuracy observed in Table 1. For images below the threshold, we conduct 32 augmentations including color jitter, random affine, Gaussian blur, random horizontal flip, and Gaussian noise. For segmentation, the threshold  $p_{th}$  is set to 0.69. We apply a range of image resolution scale factors [0.5, 0.75, 1.0, 1.25, 1.5, 1.75, 2.0] and horizontal flip as the augmentation of teacher model input. We use Adam as the update rule with a learning rate of 0.00006/8. In both cases, the trainable parameters are all the parameters in the student model, and the teacher model is updated via the exponential moving average with a moving factor of 0.999. The restoration probability is set to 0.01.

**MonoTTA**<sup>7</sup> (Lin et al., 2024) We follow all hyper-parameters that are set in MonoTTA. Specifically, the initial object detection threshold  $\gamma$  is set to 1, the decay coefficient  $\beta$  for threshold updating is set to 0.9, and the threshold  $\eta$  for low-score object filtering is set to 0.05. The affine parameters of batch norm layers are updated via SGD, with a learning rate of 0.0005 and a momentum of 0.9. We also follow the hyper-parameters of other baseline methods, including TENT, EATA, and ActMAD, as specified by MonoTTA for the 3D monocular object detection task.

## C. More Discussions

### Effects of Combined vs. Separate Augmentations in SPA

In SPA, we augment a given image using low-frequency amplitude mask in Eqn. (4) and high-frequency noise injection in Eqn. (5) to generate two distinct augmented views for weak-to-strong self-bootstrapping learning. This separates the learning process for high and low frequencies and helps the model better learn low- or high-frequency preserving features, aiming to maximize the efficiency of utilizing the constructed weak-to-strong learning signals at different frequency ranges independently. In this section, we further compare SPA with SPA-I, which simultaneously applies two

<sup>4</sup><https://github.com/Jhyun17/DeYO>

<sup>5</sup><https://github.com/jmiemirza/actmad>

<sup>6</sup><https://github.com/qinenergy/cotta>

<sup>7</sup><https://github.com/Hongbin98/MonoTTA>

Method	KITTI-Fog ( $AP_{3D R40}$ , %, $\uparrow$ )			
	Car	Pedestrian	Cyclist	Avg.
No Adapt	7.8	2.0	3.6	4.5
BN Adapt (Schneider et al., 2020)	23.3	8.6	9.7	13.9
TENT (Wang et al., 2021)	26.5	8.7	10.5	15.2
EATA (Niu et al., 2022a)	27.9	8.7	10.5	15.7
MonoTTA (Lin et al., 2024)	32.0	9.2	9.7	17.0
SPA-I	32.6	10.1	8.8	17.2
SPA	34.4	11.1	9.7	18.4

Table 9. Effects of combined *vs.* separate augmentation strategy in SPA on 3D monocular detection with MonoFlex as source model. **SPA-I** applies low-frequency amplitude mask (Eqn. (4)) and high-frequency noise injection (Eqn. (5)) in a single image simultaneously, obtaining one augmented image. While SPA augments an image using Eqn. (4) and Eqn. (5) separately, generating two augmented images for test-time self-bootstrapping learning.

augmentation strategies in a single image. From results in Tables 8 and 9, SPA-I performs slightly worse than SPA but still achieves better or comparable performance compared to prior SOTAs, suggesting its superiority. Notably, though SPA involves one more forward and backward propagation, it remains efficient and operates in real-time, achieving 79 FPS (*vs.* SPA-I: 125 FPS) on a single A100 GPU with ViT-Base and ImageNet-C. This is also significantly more efficient than prior augmentation-based methods such as MEMO (Zhang et al., 2022), CoTTA (Wang et al., 2022), and TPT (Shu et al., 2022), which require 64, 32, and 63 augmentations per sample, respectively.

**Effectiveness of Aligning Regression Heads in SPA for 3D Monocular Object Detection** The 3D monocular detection task comprises both classification heads to identify *object class* within each 3D bounding box, and regression heads to predict the 3D bounding box *coordinates, dimensions, depths, and angles* which provides a comprehensive spatial understanding of each detected object. However, existing TTA methods (Schneider et al., 2020; Wang et al., 2021; Niu et al., 2022a; Lin et al., 2024) for 3D MonoDet focus on designing TTA loss on classification heads while overlooking the regression heads with rich predictions. In contrast, SPA is task-agnostic, making it applicable to both classification and regression heads seamlessly. In SPA, we demonstrate that leveraging the regression heads (with rich spatial information) for TTA, *i.e.*, aligning prediction consistency of regression predictions, offers rich learning signals at test time. As shown in Table 10, SPA achieves comparable performance to existing methods using only regression self-supervision, *e.g.*, with an average  $AP_{3D|R40}$  of 16.6% (SPA with Reg. Heads Alignment) *vs.* 15.7% (EATA). When further incorporating classification supervision, our SPA is able to surpass the existing state-of-the-art method, MonoTTA, which focuses only on the classification head, by an average of 1.4%. These results collectively highlight the effectiveness of SPA, and underscore the importance of exploiting

Method	KITTI-Fog ( $AP_{3D R40}$ , %, $\uparrow$ )			
	Car	Pedestrian	Cyclist	Avg.
No Adapt	7.8	2.0	3.6	4.5
BN Adapt (Schneider et al., 2020)	23.3	8.6	9.7	13.9
TENT (Wang et al., 2021)	26.5	8.7	10.5	15.2
EATA (Niu et al., 2022a)	27.9	8.7	10.5	15.7
MonoTTA (Lin et al., 2024)	32.0	9.2	9.7	17.0
<i>Self-bootstrapping learning of our SPA by aligning:</i>				
Reg. heads	32.4	8.7	8.7	16.6
Cls. heads	32.2	10.7	9.3	17.4
Reg. heads & Cls. heads	34.4	11.1	9.7	18.4

Table 10. Effects of SPA aligning different heads’ predictions (classification and regression heads) in 3D monocular object detection. We use MonoFlex as the source model.

both information from regression and classification predictions to design more general and effective TTA solution.

### Effectiveness of SPA with Different Model Architectures

In our experiments, we use the ViT-Base model for image classification, MonoFlex (Zhang et al., 2021) for 3D monocular object detection, and Segformer-B5 (Xie et al., 2021) for segmentation tasks. Here, ViT-Base and Segformer-B5 employ transformer-based architectures, while MonoFlex is based on convolutional neural networks. Our results in Tables 1, 2, 3 and 4 demonstrate that SPA performs well on all three backbone models, demonstrating its generality across different types of model architectures.