

Current-Enabled Optical Conductivity of Collective Modes in Unconventional Superconductors

Gerrit Niederhoff,^{1,2} Ryusei Kataoka,² Kazuaki Takasan,² and Naoto Tsuji^{2,3}

¹*Institute for Theoretical Physics, ETH Zürich, 8093 Zürich, Switzerland*

²*Department of Physics, University of Tokyo, 7-3-1 Hongo, Tokyo 113-0033, Japan*

³*RIKEN Center for Emergent Matter Science (CEMS),
2-1 Hirosawa, Wako, Saitama 351-0198, Japan*

(Dated: March 2025)

We theoretically investigate the current-enabled linear optical conductivity of collective modes in superconductors with unconventional pairing symmetries. After deriving general formulas for the optical conductivity of a superconductor featuring multiple pairing channels and bands using the path integral formalism, we apply these formulas to several models. Using a model of competing s - and d -wave pairing interactions, we find that several known collective modes generate peaks in the optical conductivity upon injection of a supercurrent. This includes single- and multiband versions of Bardasis-Schrieffer modes, mixed-symmetry Bardasis-Schrieffer modes, and Leggett modes. Using a model for interband p -wave superconductivity with Rashba spin-orbit coupling, we find that in such a system Bardasis-Schrieffer modes are optically active even without introducing a supercurrent. In a $p+ip$ chiral ground state, these modes turn out to produce peaks in the longitudinal and transverse optical conductivity. Other collective modes belonging to the chiral $p+ip$ order parameter turn out to be unaffected by the spin-orbit coupling but contribute to the optical response when a supercurrent is introduced. These results promise new avenues for the observation of collective modes in a variety of superconducting systems, including multiband superconductors and superconductors that feature multiple pairing channels or multi-component order parameters, such as chiral p - or d -wave superconductors.

I. INTRODUCTION

Determining the pairing symmetry and other properties of potentially unconventional superconductors remains a difficult task for many materials [1–6]. One useful indicator of the nature of the superconducting ground state is the spectrum of collective modes. Although all superconductors can in principle host an amplitude and phase modes, usually referred to as the Higgs [7–9] and Nambu-Goldstone (NG) [10, 11] modes respectively, other collective modes can also be found in certain specific systems. One example is the Leggett mode [12], a relative phase oscillation between superconducting gaps, typically found in multiband superconductors. Another is the Bardasis-Schrieffer (BS) mode [13], which can occur when there are several competing superconducting pairing channels. The latter one corresponds to fluctuations of a subdominant order parameter. One issue with studying these collective modes is that they often do not couple linearly to light. A useful tool is Raman spectroscopy, which has been used to study the Higgs [14], Leggett [15], and BS modes [16]. The Higgs mode has also been detected using pump-probe spectroscopy [17, 18] and third harmonic generation [19–21].

All of these probes rely on nonlinear optical effects. In recent years, however, there has been several progress in predicting and observing signatures of collective modes of superconductors in the linear optical response. For example, the BS mode with a different parity than the ground state has been predicted to respond to light linearly in locally non-centrosymmetric compounds such as CeRh_2As_2 [22]. The Leggett mode has been pre-

dicted to become visible in the linear optical response in certain multiband superconductors [23–25]. Furthermore, the Higgs mode has been shown to become optically active in the presence of a supercurrent [26] (see also Refs. [27, 28]), which has been observed in an experiment [29]. This idea of injecting a supercurrent to induce a non-trivial optical response has also been considered in studying the effect of quasiparticle excitations in the optical conductivity [30, 31], where the supercurrent mainly plays a role of breaking inversion symmetry to allow the necessary optical transitions [31].

In the present work, we investigate the effect of such an injected current on the optical response of collective modes in unconventional superconductors. First, the path integral formalism in imaginary time is used to derive the optical conductivity of general one- or multiband superconductors, with an arbitrary number of pairing channels. These resulting formulas are then applied to different models. Specifically, a model with competing s -wave and d -wave pairings will be used [32], which is a situation possibly relevant to iron-based superconductors [3]. Upon tuning the d -wave interaction, the model undergoes a quantum phase transition from an s -wave to a d -wave ground state, with a mixed-symmetry $s+id$ state in between. The previous study has found a well-defined Bardasis-Schrieffer mode below the gap in the s -wave phase, and a mixed-symmetry Bardasis-Schrieffer (MSBS) mode in the $s+id$ -wave phase of this model [32], making it an excellent candidate for our purposes.

Using the formulas we derived, we find that this predicted BS/MSBS mode generates a peak in the optical conductivity when a supercurrent is injected (Fig. 1).

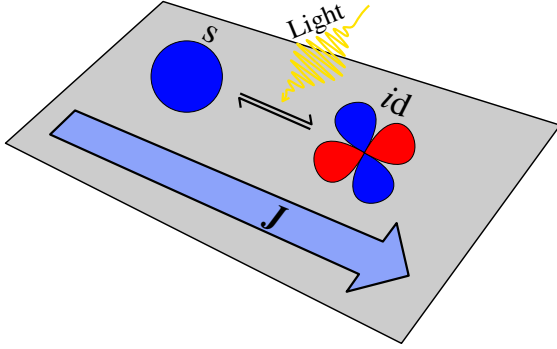


FIG. 1. Schematic representation of current-enabled optical response of collective modes in unconventional superconductors. One can, for example, excite a mixed-symmetry Bardasis-Schrieffer (MSBS) mode linearly by light in an $s + id$ -wave superconductor in the presence of externally injected supercurrent \mathbf{J} .

We then extend this to a two-band model, and find two BS modes as well as a Leggett mode in the resulting spectrum. Again, we find that all of these modes result in sharp peaks in the optical conductivity, though their relative intensity depends strongly on the chosen parameters.

Finally, we study a model of p -wave interband-pairing superconductors with a Rashba-type spin-orbit coupling (SOC). It has been pointed out that such a system features Lifshitz invariants [24, 33–35], which are terms in the Ginzburg-Landau energy that are linear in the spatial gradient. Since a connection between these terms and the optical response of collective modes has been made [24], the Rashba system is a promising candidate for optically active collective modes, even without an injected current. We study this model across a quantum phase transition between two different p -wave ground states (chiral and non-chiral). Applying our formulas for the optical response to this system, we indeed find peaks due to the BS modes, without applying a supercurrent. In the chiral $p + ip$ -wave ground state, we see these peaks not only in the longitudinal but also in the transverse optical conductivity. We also observe that even in this already non-centrosymmetric system, an injected supercurrent still has a qualitative effect, causing the appearance of another peak in the longitudinal optical conductivity, which is associated with a relative phase oscillation of the components of the chiral order parameter. This mode has been referred to as a generalized clapping mode [36, 37].

This paper is organized as follows: Sec. II contains the derivation of the formulas for the optical conductivity. In Sec. III these formulas are applied to a superconductor featuring s - and d -wave pairing, first with one band then with two. As a function of increasing strength of d -wave pairing, collective mode spectra and

optical conductivities are calculated. Finally, in Sec. IV, the formalism is slightly extended and applied to a Rashba system featuring interband pairing. Once again, two pairing channels are chosen and collective mode spectra as well as optical conductivities are calculated for different interaction strengths in the two channels.

II. EFFECTIVE ACTION FOR THE OPTICAL CONDUCTIVITY

In this section, we review the derivation of the optical conductivity from the path integral formalism [38, 39] and adapt previous calculations to derive formulas for the optical conductivity of a generic single-band or multiband superconductor featuring multiple pairing channels. Fluctuations of order parameters and the corresponding collective modes are introduced in a similar manner as in Ref. [23], but adapted to general unconventional pairing symmetries.

A. One-band systems

In the path-integral formalism, the fermionic imaginary-time action for a generic one-band superconductor is given by

$$\begin{aligned}
 S[\bar{\psi}, \psi] &= \int_0^\beta d\tau \left(\sum_{\mathbf{k}\sigma} \bar{\psi}_{\mathbf{k}\sigma} \partial_\tau \psi_{\mathbf{k}\sigma} - H[\bar{\psi}, \psi] \right), \\
 H &= H_0 + H_{\text{int}}, \\
 H_0 &= \sum_{\mathbf{k}\sigma} \bar{\psi}_{\mathbf{k}\sigma} \xi_{\mathbf{k}} \psi_{\mathbf{k}\sigma}, \\
 H_{\text{int}} &= \sum_{\mathbf{k}\mathbf{k}'} V_{\mathbf{k}\mathbf{k}'} \bar{\psi}_{\mathbf{k}+\mathbf{q}\uparrow} \bar{\psi}_{-\mathbf{k}+\mathbf{q}\downarrow} \psi_{-\mathbf{k}'+\mathbf{q}\downarrow} \psi_{\mathbf{k}'+\mathbf{q}\uparrow},
 \end{aligned} \tag{1}$$

with a general interaction $V_{\mathbf{k}\mathbf{k}'}$ and dispersion $\xi_{\mathbf{k}}$. Here $\psi_{\mathbf{k}\sigma}$ are fermionic Grassmann variables with momentum \mathbf{k} and spin σ , β is the inverse temperature, and Cooper pairs are explicitly given a total momentum of $2\mathbf{q}$, which is considered as an external parameter and is not summed over. This is a way of simulating the effect of an injected supercurrent [31]. In the present work, we assume a separable form of the interaction,

$$V_{\mathbf{k}\mathbf{k}'} = \sum_{\mu} V_{\mu} \varphi_{\mu}(\mathbf{k}) \varphi_{\mu}(\mathbf{k}'), \tag{2}$$

where $\varphi_{\mu}(\mathbf{k})$ is the basis function for each pairing channel μ . In order to obtain a mean-field description, we introduce Hubbard-Stratonovich fields $b_{\mathbf{k}}$ and $b_{\mathbf{k}'}^*$, which

allows us to rewrite the action as

$$S[\bar{\psi}, \psi, b^*, b] = \int_0^\beta d\tau \left(\sum_{\mathbf{k}\sigma} \bar{\psi}_{\mathbf{k}\sigma} (\partial_\tau + \xi_{\mathbf{k}}) \psi_{\mathbf{k}\sigma} - \sum_{\mathbf{k}\mathbf{k}'} V_{\mathbf{k}\mathbf{k}'} [b_{\mathbf{k}}^* b_{\mathbf{k}'} + b_{\mathbf{k}}^* \psi_{-\mathbf{k}'+\mathbf{q}\downarrow} \psi_{\mathbf{k}'+\mathbf{q}\uparrow} + b_{\mathbf{k}'} \bar{\psi}_{\mathbf{k}+\mathbf{q}\uparrow} \bar{\psi}_{-\mathbf{k}+\mathbf{q}\downarrow}] \right), \quad (3)$$

where the quartic interaction term was replaced by an interaction with the auxiliary fields b . We define the gap function,

$$\Delta_{\mathbf{k}} = - \sum_{\mathbf{k}'} V_{\mathbf{k}\mathbf{k}'} b_{\mathbf{k}'} = \sum_{\mu} \varphi_{\mu}(\mathbf{k}) \Delta^{\mu}, \quad (4)$$

where the decomposition of $\Delta_{\mathbf{k}}$ into its components Δ^{μ} follows from the form of the interaction [Eq. (2)]. Inserting this into Eq. (3), the action becomes:

$$S = \int_0^\beta d\tau \left(- \sum_{\mathbf{k}} \Psi_{\mathbf{k}}^\dagger G_{\mathbf{k},\tau}^{-1} \Psi_{\mathbf{k}} - \sum_{\mu} \frac{|\Delta_{\mu}|^2}{V^{\mu}} \right), \quad (5)$$

$$G_{\mathbf{k}\tau}^{-1} = -\partial_\tau - \mathcal{H}_{\text{BdG}}, \quad \Psi_{\mathbf{k}} = \begin{pmatrix} \psi_{\mathbf{k}+\mathbf{q}\uparrow} \\ \bar{\psi}_{-\mathbf{k}+\mathbf{q}\downarrow} \end{pmatrix}, \quad (6)$$

where the Bogoliubov-de Gennes (BdG) Hamiltonian takes the form of

$$\mathcal{H}_{\text{BdG}} = \begin{pmatrix} \xi_{\mathbf{k}+\mathbf{q}} & \Delta_{\mathbf{k}} \\ \Delta_{\mathbf{k}}^* & \xi_{-\mathbf{k}+\mathbf{q}} \end{pmatrix}, \quad (7)$$

whose eigenvalues may be written as

$$E_{\mathbf{k}}^{\pm} = \xi'_{\mathbf{k}} \pm \delta_{\mathbf{k}} \quad (8)$$

with

$$\begin{aligned} \xi'_{\mathbf{k}} &= \frac{1}{2}(\xi_{\mathbf{k}+\mathbf{q}} - \xi_{-\mathbf{k}+\mathbf{q}}) \\ \delta_{\mathbf{k}} &= \sqrt{\bar{\xi}_{\mathbf{k}}^2 + |\Delta_{\mathbf{k}}|^2} \\ \bar{\xi}_{\mathbf{k}} &= \frac{1}{2}(\xi_{\mathbf{k}+\mathbf{q}} + \xi_{-\mathbf{k}+\mathbf{q}}) \end{aligned} \quad (9)$$

The vector potential \mathbf{A} is now introduced via the minimal coupling $\mathbf{k} \mapsto \mathbf{k} \mp e\mathbf{A}$ for particles and holes, respectively. We expand the Green's function to the first order in \mathbf{A} . The second-order term contributes only to the diamagnetic optical conductivity [40], which does not contribute to the real part of the optical conductivity and will be neglected here.

In order to investigate fluctuations of the order parameters, we write the gap components as

$$\Delta_p^{\mu} = \Delta_0^{\mu} + \Delta_p^{\mu x} + i\Delta_p^{\mu y}, \quad (10)$$

where Δ_0^{μ} is the static, homogeneous equilibrium value determined from the gap equation (see Appendix A) and $p = (i\Omega, \mathbf{p})$ is a 4-momentum with a bosonic Matsubara frequency. In the saddle-point approximation,

Δ_0^{μ} is assumed to be fixed and not integrated over. The terms containing only Δ_0^{μ} therefore contribute as a global factor to the action. The inverse Green's function G^{-1} then splits into the inverse equilibrium Green's function \mathcal{G} and the self-energy corrections Σ . In the momentum-frequency representation with $k = (i\omega, \mathbf{k})$, they are given as

$$G_{k,p}^{-1} = \mathcal{G}_k^{-1} - \Sigma_{k,p}^e - \Sigma_p^{\Delta}, \quad (11)$$

$$\Sigma_{k,p}^e = v_i(\mathbf{k}) A_i(p), \quad \Sigma_{k,p}^{\Delta} = \sum_{\nu\mu} \Delta_{\nu}^{\mu}(p) \varphi_{\mathbf{k}}^{\mu} \tau_{\nu}, \quad (12)$$

$$v_i(\mathbf{k}) = \begin{pmatrix} \partial_i \xi_{\mathbf{k}+\mathbf{q}} & 0 \\ 0 & \partial_i \xi_{\mathbf{k}-\mathbf{q}} \end{pmatrix} = v_i^0 \tau^0 + v_i^3 \tau^3, \quad (13)$$

where \mathcal{G} is the equilibrium Green's function, Σ^e and Σ^{Δ} are the corrections due to the vector potential and gap function, respectively, and $v_i(\mathbf{k})$ is the group velocity. For one-band systems, the equilibrium Green's function \mathcal{G} can be calculated explicitly:

$$\mathcal{G}_k^{-1} = \frac{(i\omega - \xi'_{\mathbf{k}})\tau_0 + \bar{\xi}_{\mathbf{k}}\tau_3 + \Delta_{\mathbf{k}}^R\tau_1 - \Delta_{\mathbf{k}}^I\tau_2}{(i\omega - \xi'_{\mathbf{k}})^2 - \delta_{\mathbf{k}}^2}, \quad (14)$$

where $\Delta^{R/I}$ denotes the real/imaginary component of the equilibrium gap function, and τ_{μ} denote the Pauli matrices for $\mu = 1, 2, 3$ and the 2×2 unit matrix for $\mu = 0$. This makes the action

$$\begin{aligned} S &= -\beta \sum_{\mu} \frac{|\Delta_{\mu}^0|^2}{V^{\mu}} - \beta \sum_{\mu\nu p} \frac{\Delta_{\mu}^{\nu}(-p) \Delta_{\mu}^{\nu}(p)}{V^{\mu}} \\ &\quad - \beta \sum_{\mathbf{k}} \Psi_{\mathbf{k}}^\dagger \mathcal{G}_{\mathbf{k}}^{-1} \Psi_{\mathbf{k}} + \beta \sum_{\mathbf{k},p} \Psi_{\mathbf{k}+p}^\dagger \Sigma_{\mathbf{k},p}^{\Delta} \Psi_{\mathbf{k}} \\ &\quad + \beta \sum_{\mathbf{k},p} \Psi_{\mathbf{k}+p}^\dagger \Sigma_{\mathbf{k},p}^e \Psi_{\mathbf{k}}. \end{aligned} \quad (15)$$

Integrating out the fermions (see, for example, Ref. [38]) leaves us with an effective action, whose components that depend on the fluctuations of the order parameters and the vector potential \mathbf{A} are given as

$$S_{\text{eff}}^{\text{FL}} = -\beta \sum_{\mu\nu p} \frac{\Delta_{\mu}^{\nu}(-p) \Delta_{\mu}^{\nu}(p)}{V^{\mu}} + \sum_{l=1}^{\infty} \frac{\text{Tr}(\mathcal{G}\Sigma)^l}{l}. \quad (16)$$

Here the $l = 2$ term is the lowest relevant order. All the possible terms contained in the $l = 2$ term can be expressed in terms of Feynman diagrams, as depicted in Fig. 2. Explicitly, this reads (with summation over

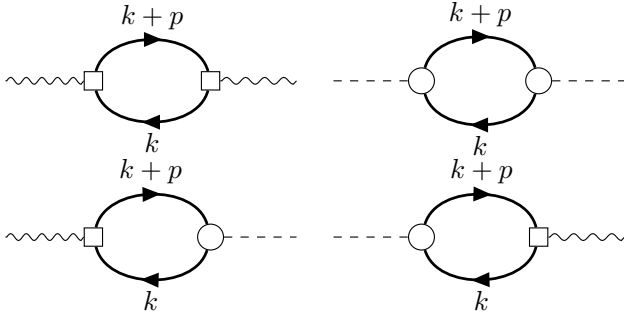


FIG. 2. Feynman diagrams for each term in the effective action $S_{\text{eff}}^{\text{FL}}[\Delta^{\nu\mu}; \mathbf{A}]$ (see Eq. (16)). The dashed (wavy) lines represent the fluctuations Δ_μ (the vector potential \mathbf{A}) with the corresponding vertex $\varphi^\mu \tau^\nu$ (v^i).

repeated indices):

$$S_{\text{eff}}^{\text{FL}} = \beta \sum_p \left(\frac{\Delta_{-p}^{\mu\nu} \Delta_p^{\mu\nu}}{-V^\mu} + \frac{1}{2} \Delta_p^{\mu\nu} \Delta_{-p}^{\mu'\nu'} \Pi_{\nu\nu'}^{\mu\mu'}(p) \right. \\ \left. + \frac{e^2}{2} A_p^a A_{-p}^b \Phi^{ab}(p) - \frac{e}{2} \Delta_{-p}^{\mu\nu} A_p^a Q_a^{\mu\nu}(-p) \right. \\ \left. - \frac{e}{2} \Delta_{-p}^{\mu\nu} A_{-p}^a Q_a^{\mu\nu}(p) \right), \quad (17)$$

$$\Phi^{ab}(p) = \frac{1}{\beta} \sum_k \text{Tr} [v_a(\mathbf{k}) \mathcal{G}_{k+p} v_b(\mathbf{k}) \mathcal{G}_k], \quad (18)$$

$$\Pi_{\nu\nu'}^{\mu\mu'}(p) = \frac{1}{\beta} \sum_k \varphi_k^\mu \varphi_k^{\mu'} \text{Tr} [\tau^\nu \mathcal{G}_{k+p} \tau^{\nu'} \mathcal{G}_k], \quad (19)$$

$$Q_a^{\mu\nu}(p) = \frac{1}{\beta} \sum_k \varphi_k^\mu \text{Tr} [v_a(\mathbf{k}) \mathcal{G}_{k+p} \tau^\mu \mathcal{G}_k]. \quad (20)$$

The integrals (18)-(20) can be simplified for one-band systems, by writing the Green's function in terms of the Pauli matrices (see Appendix B),

$$\Phi^{ab} = -4I[v_a^3 |\Delta|^2 v_b^3], \quad (21)$$

$$\Pi^{\mu\mu'} = I \left[\varphi^\mu \left\{ \begin{pmatrix} -4(\bar{\xi})^2 & 2i(i\Omega)\bar{\xi} \\ -2i(i\Omega)\bar{\xi} & -4(\bar{\xi})^2 \end{pmatrix} \right. \right. \\ \left. \left. - \begin{pmatrix} 4(\Delta^I)^2 & 4\Delta^I \Delta^R \\ 4\Delta^I \Delta^R & 4(\Delta^R)^2 \end{pmatrix} \right\} \varphi^{\mu'} \right], \quad (22)$$

$$Q_a^\mu = I \left[v_a^3 \begin{pmatrix} 4\Delta^R \bar{\xi} - 2i(i\Omega)\Delta^I \\ -4\Delta^I \bar{\xi} - 2i(i\Omega)\Delta^R \end{pmatrix} \varphi^\mu \right], \quad (23)$$

where the functional I is defined as

$$I[f] = \sum_{\mathbf{k}} \frac{\varphi_d(\mathbf{k}) [n_F(E^+) - n_F(E^-)]}{\delta_{\mathbf{k}} [(i\Omega)^2 - 4\delta_{\mathbf{k}}^2]}, \quad (24)$$

where $n_F(E)$ is the Fermi-distribution. The terms in the effective action that depend on the vector potential \mathbf{A} can be again found by performing a gaussian integral, which defines a new effective coupling-vertex between photons. Diagrammatically, this step is shown in Fig. 3,

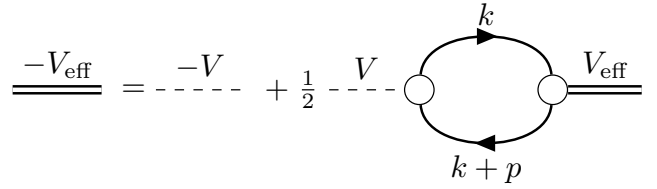


FIG. 3. Diagrammatic representation for the effective coupling V_{eff} [Eq. (25)].

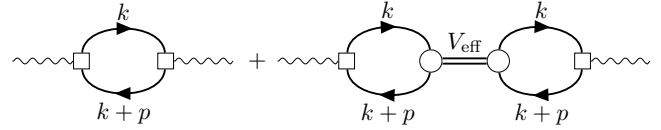


FIG. 4. Diagrammatic representation for the components of the effective action [Eq. (27)] that contribute to the real part of the optical conductivity.

and one obtains the effective coupling,

$$[V_{\text{eff}}^{-1}(i\Omega)]^{\mu\mu'}_{\nu\nu'} = \frac{\delta^{\mu\mu'} \delta_{\nu\nu'}}{V^\mu} - \frac{1}{2} \Pi_{\nu\nu'}^{\mu\mu'}(i\Omega). \quad (25)$$

The spectrum of the collective modes in the system is given by the condition,

$$\det V_{\text{eff}}^{-1} \stackrel{!}{=} 0. \quad (26)$$

The final form of the effective action, shown diagrammatically in Fig. 4, is

$$S_{\text{eff}}^{\text{EM}} = \frac{\beta e^2}{2} \sum_p \sum_{ab} A_p^a A_{-p}^b \\ \times \left(\Phi^{ab}(p) + \frac{1}{2} Q_a^T(p) [V_{\text{eff}}^{-1}(p)] Q_b(-p) \right). \quad (27)$$

The optical conductivity follows from this by differentiating twice with respect to \mathbf{A} [38]. In the long wavelength limit ($\mathbf{p} \approx 0$) and after performing the analytical continuation $i\omega \mapsto \omega + i\eta$, one obtains:

$$\sigma^{ab}(\omega) = \frac{ie^2}{2\hbar^2\omega} \Phi^{ab}(\omega) + \frac{ie^2}{4\hbar^2\omega} Q_a^T(\omega) [V_{\text{eff}}(\omega)] Q_b(-\omega). \quad (28)$$

It should be noted that including the fluctuations in this way leads to a gauge-invariant optical response, but the compressibility sum rule may be violated [41], which would be fixed by calculating the vertex corrections to explicitly preserve the Ward-Takahashi identity, as has been done for conventional order parameters, for example, in Refs. [40] and [42]. Since we are only interested in the optical properties, the path integral approach is sufficient in our case.

B. Multiband systems

In the case of multiband superconductors, the Hamiltonian takes the form of

$$H_{\text{kin}} = \sum_{\mathbf{k}\alpha} \xi_{\mathbf{k}}^{\alpha} c_{\mathbf{k}\alpha}^{\dagger} c_{\mathbf{k}\alpha}, \quad (29)$$

$$H_{\text{int}} = \sum_{\mathbf{k}\mathbf{k}'\alpha\beta\gamma\rho} V_{\mathbf{k}\mathbf{k}'}^{\alpha\beta\gamma\rho} c_{\mathbf{k}+\mathbf{q},\alpha}^{\dagger} c_{-\mathbf{k}+\mathbf{q},\beta}^{\dagger} c_{-\mathbf{k}'+\mathbf{q},\gamma} c_{\mathbf{k}'+\mathbf{q},\rho}, \quad (30)$$

where $\alpha, \gamma, \beta, \rho$ are band indices, and $c_{\mathbf{k},\alpha}^{\dagger}$ is the creation operator for electrons with momentum \mathbf{k} in band α (spin indices are omitted). In order to study non-trivial multiband effects, it is sufficient to include interband pair scatterings, but neglect interband pairings. Such an assumption is reasonable when the separation between the bands is larger than the superconducting gap energy. In Eq. (30), this means setting $\beta = \alpha$ and $\rho = \gamma$, thus restricting Cooper pairs to be in each band individually. Once again a separable interaction potential will be assumed, now of the form of

$$V_{\mathbf{k}\mathbf{k}'}^{\alpha\gamma} = \sum_{\mu} V_{\alpha\gamma}^{\mu} \varphi_{\mathbf{k}\alpha}^{\mu} (\varphi_{\mathbf{k}'\gamma}^{\mu})^*, \quad (31)$$

where $V_{\alpha\gamma}^{\mu}$ is a hermitian matrix describing intraband pairing and interband pair scattering, and $\varphi_{\mathbf{k}\alpha}^{\mu}$ are the basis functions for each pairing channel. After the Hubbard-Stratonovich transformation (which is analogous to the one-band case), the mean-field term of the action can be written as

$$-\beta \sum_{\mathbf{k}\mathbf{k}'\alpha\gamma} V_{\mathbf{k}\mathbf{k}'}^{\alpha\gamma} (b_{\mathbf{k}}^{\alpha})^* b_{\mathbf{k}'}^{\gamma} = -\beta \sum_{\alpha\gamma\mu} \Delta_{\alpha}^{\mu} [V^{\mu}]_{\alpha\gamma}^{-1} (\Delta_{\gamma}^{\mu})^*, \quad (32)$$

where

$$\Delta_{\mathbf{k}}^{\alpha} = \sum_{\mu} \Delta_{\alpha}^{\mu} \varphi_{\mathbf{k}}^{\mu}(\mathbf{k}). \quad (33)$$

The advantage of considering no interband pairing is that \mathcal{H}_{BdG} becomes completely decoupled between the bands. This means that the relevant polarization bubbles can all be calculated using Eqs. (21)-(23) for each band. So, for the simplified case considered here, we instead get a slightly modified version of Eq. (17) with additional sums over the bands,

$$\begin{aligned} S_{\text{eff}}^{FL} = & \beta \sum_p \left([V^{\mu}]_{\alpha\gamma}^{-1} \Delta_{\alpha;\bar{p}}^{\mu\nu} \Delta_{\gamma;p}^{\mu\nu} \right. \\ & + \frac{1}{2} \Delta_{\alpha;\bar{p}}^{\mu\nu} \Delta_{\alpha;p}^{\mu'\nu'} \Pi_{\nu\nu';\alpha}^{\mu\mu'}(p) + \frac{e^2}{2} A_{\bar{p}}^a A_p^b \Phi_{\alpha}^{ab}(p) \\ & \left. - \frac{e}{2} \Delta_{\alpha;\bar{p}}^{\mu\nu} A_p^a Q_{a;\alpha}^{\mu\nu}(-p) - \frac{e}{2} \Delta_{\alpha;p}^{\mu\nu} A_{\bar{p}}^a Q_{a;\alpha}^{\mu\nu}(p) \right), \end{aligned} \quad (34)$$

where all the indices (repeated or not) are summed over and $\bar{p} = -p$. This gives the optical conductivity with a

modified effective coupling V_{eff} ,

$$\begin{aligned} \sigma_{ab}(\omega) = & \frac{ie^2}{2\hbar^2\omega} \sum_{\alpha} \Phi_{ab}^{\alpha}(\omega) \\ & + \frac{ie^2}{4\hbar^2\omega} \sum_{\alpha\gamma} \mathbf{Q}_{\alpha}^{\alpha T}(\omega) [V_{\text{eff}}^{\alpha\gamma}(\omega)]^{-1} \mathbf{Q}_{\gamma}^{\gamma}(-\omega), \end{aligned} \quad (35)$$

$$\left[V_{\text{eff}}^{\alpha\gamma\mu\mu'}(\omega) \right]^{-1} = \delta_{\mu'}^{\mu} \delta_{\nu'}^{\nu} [V^{\mu}]_{\alpha\gamma}^{-1} - \frac{1}{2} \delta^{\alpha\gamma} \Pi_{\nu\nu',\alpha}^{\mu\mu'}(\omega), \quad (36)$$

where the off-diagonal elements of V^{μ} are responsible for mixing different bands, while the off-diagonal elements of Π are responsible for mixing different pairing channels.

III. COMPETITION BETWEEN *S*- AND *D*-WAVE PAIRINGS

In this section, the derived formulas will be applied to superconductors featuring both *s*- and *d*-wave pairings. Given that a non-trivial optical response is possible only in systems that break the Galilei invariance [40], we first study this situation in a one-band (single-layer) model on the square lattice (Fig. 5a). Subsequently, the results are extended to a bilayer model (Fig. 5b) to investigate how a second band affects the results.

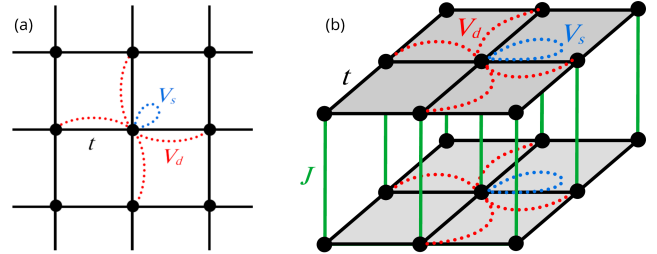


FIG. 5. Schematics of the two tight-binding Hamiltonians considered for the competing *s*- and *d*-wave interactions: (a) The single layer model with one band and (b) the bilayer model with two bands. The dotted lines in blue and red illustrate attractive interactions in the *s*- and *d*-wave channels, while the solid lines in black and green represent intralayer and interlayer single-particle hoppings, respectively.

A. One-band model

On the square lattice with the hopping t and chemical potential μ , the free electron dispersion is

$$\xi_{\mathbf{k}} = -2t(\cos k_x + \cos k_y) - \mu. \quad (37)$$

A nearest-neighbor interaction V_d results in an extended *s*-wave, *d*-wave, as well as odd-parity pairing terms in momentum space. Neglecting for simplicity all but the

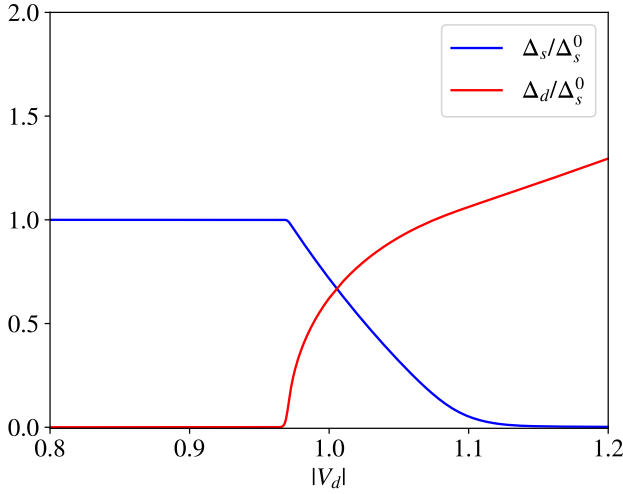


FIG. 6. Order-parameter components Δ_s and Δ_d as a function of $|V_d|$ for the one-band model with the s - and d -wave pairing interactions on the square lattice. The parameters are $\mu = 0$, $V_s = -1$, and $t = 1$.

s -wave and d -wave terms, the interaction can be written as

$$V_{\mathbf{k},\mathbf{k}'} = V_s + V_d \varphi_d(\mathbf{k}) \varphi_d(\mathbf{k}'),$$

$$\varphi_d(\mathbf{k}) = \frac{1}{\sqrt{2}}(\cos k_x - \cos k_y). \quad (38)$$

With such an interaction, the only stable mixed symmetry state is of the form of $s + id$ [43]. Taking that into account, the self-consistency condition for the gap components Δ^s and Δ^d (See Eq. (4)) can be written as

$$\Delta_s = V_s \sum_{\mathbf{k}'} \frac{\Delta_s}{2\delta_{\mathbf{k}}} n_F^{\pm},$$

$$\Delta_d = V_d \sum_{\mathbf{k}'} \frac{\Delta_d \varphi_d^2(\mathbf{k})}{2\delta_{\mathbf{k}}} n_F^{\pm}, \quad (39)$$

where $n_F^{\pm} = n_F(E^+) - n_F(E^-)$. The numerical solution for these equations are shown in Fig. 6. This plot is consistent with previous findings [32], where a continuum-model was used instead of a lattice. Calculations are always done at zero Temperature in the present work.

In order to determine the full collective-mode spectrum, Eq. (26) has to be solved for Ω . In Appendix B, this condition is simplified into more explicit mode equations for $\mathbf{q} = 0$. The equations relevant to the BS Mode are given in Eqs. (B13) and (B15). The spectrum obtained from solving these equations numerically in the respective phase is shown in Fig. 7. In agreement with the previous findings [32], for such systems a BS mode is found in the s -wave phase, which softens at the transition to the $s + id$ -wave ground state. In the $s + id$ -wave phase, the mode consists of $s - id$ -fluctuations, meaning out-of-phase amplitude fluctuations of the two order parameter components, which

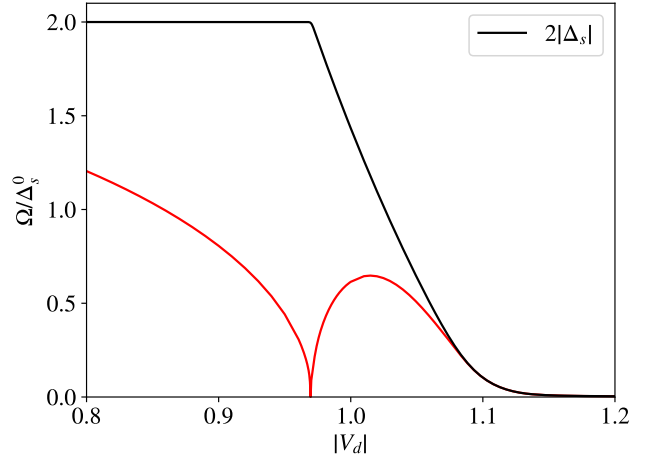


FIG. 7. Collective-mode spectrum for the one-band model with the s - and d -wave pairing interactions on the square lattice. The NG mode (not shown here) is always present at $\Omega = 0$. Another collective mode (red line) is the BS mode in the s -wave phase, which becomes the MSBS mode in the $s + id$ -phase. The black line shows the s -wave component of the gap function. Again, the parameters are $\mu = 0$, $V_s = -1$, $t = 1$.

has been referred to as a mixed-symmetry Bardasis-Schrieffer (MSBS) mode [32], that stays below the gap throughout the phase. After the transition to a pure d -wave ground state the quasiparticle gap features nodes, and consequently there can be no collective excitations below the gap. [32]

We extract the character of the modes (i.e., whether the mode corresponds to the amplitude or phase fluctuation, etc.) from the eigenvectors of the effective coupling matrix (Eq. (25)). For the case of the one-band model with the s - and d -wave pairing interactions, this approach is further verified by real-time simulations of the order-parameters dynamics driven by an interaction quench (see Appendix C). From the quench dynamics, we can also see how each mode decays in time, which is related to the stability of the mode. For example, the Higgs mode in s -wave superconductors is known to decay in a power law as $1/\sqrt{t}$ after a quench [44]. This is because the Higgs mode sits right at the bottom (2Δ) of the quasiparticle excitation continuum. In contrast, the BS and MSBS modes exist well below the gap. In fact, we find that these modes do not decay after a quench in the long-time limit. We can also show the frequency of each collective mode and the damping behavior analytically based on the linearized equation-of-motion approach [7, 45] (Appendix C).

The optical conductivity of the system given by Eq. (28) consists of the quasiparticle response and the collective-mode response, neither of which is gauge-invariant on its own. The sum of both, however, yields a gauge-invariant optical response [41]. The conductivity clearly becomes non-zero only once a current is applied ($v_a^3 \neq 0$). For the numerical calculations, we

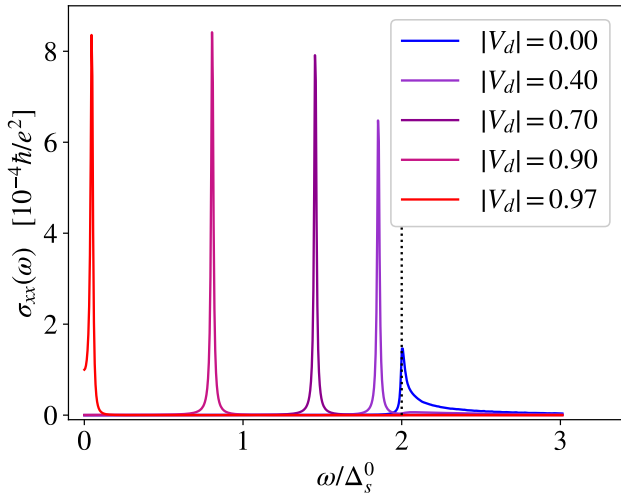


FIG. 8. Optical conductivity in the s -wave phase of the one-band model with the s - and d -wave pairing interactions in the presence of supercurrent. The dotted line marks the minimal quasiparticle gap. The parameters are $\mu = 0$, $V_s = -1$, $t = 1$, and $\mathbf{q} = 0.001\hat{\mathbf{e}}_x$.

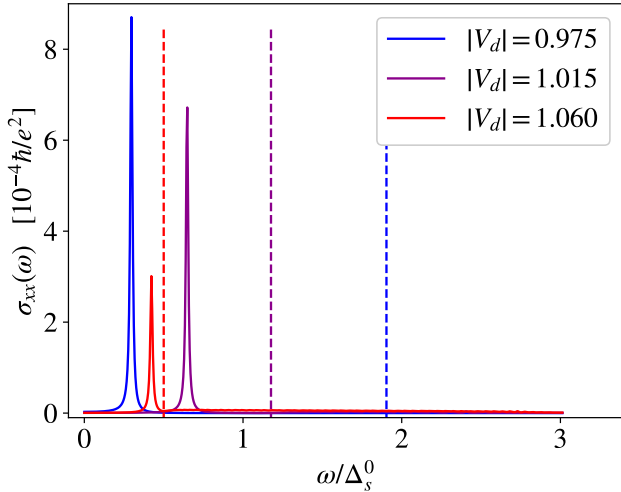


FIG. 9. Optical conductivity in the $s + id$ -wave phase of the one-band model with the s - and d -wave pairing interactions in the presence of supercurrent. The dotted lines in each color mark the minimal quasiparticle gap for each value of V_d . The parameters are $\mu = 0$, $V_s = -1$, $t = 1$, and $\mathbf{q} = 0.001\hat{\mathbf{e}}_x$.

take $\mathbf{q} = 0.001\mathbf{e}_x$, and consequently only σ_{xx} is non-trivial. Note that all the contributions to the optical conductivity are proportional to q^2 . This means that the absolute value of \mathbf{q} can be chosen arbitrarily as long as it is small enough not to affect the value of the gap.

Figure 8 shows the numerical evaluation of Eq. (28) for several values of V_d in the s -wave phase. For $V_d = 0$, there is simply a current-induced quasi-particle response at $\Omega = 2\Delta$, which has previously been investigated with different theoretical methods [30, 31]. As

the d -wave pairing interaction is turned on, the peak becomes stronger and moves to lower energies. By manually suppressing individual components, it can be checked that this happens entirely due to the BS mode of the subdominant d -wave pairing. The "bare" quasi-particle response Φ^{ab} is unaffected by V_d as long as one remains in the s -wave phase. The corresponding peak at 2Δ is however strongly suppressed by a corresponding negative peak due to the BS mode. The results for the optical conductivity in the mixed-symmetry (i.e., $s + id$ -wave) phase are shown in Fig. 9. As predicted by the spectrum in Fig. 7, the peak due to the collective mode first moves to larger frequencies as $|V_d|$ is increased before moving back down again, always staying below $2\Delta_s$. Just like in the s -wave phase, the collective mode also suppresses the response of the quasiparticles at 2Δ . Furthermore, on this side of the transition the optical response also becomes weaker when moving further from the $s/s + id$ -transition point.

B. Two-band model

To explore multiband effects on the optical spectrum of the collective modes, we employ a simple extension of the one-band model used in the previous section. Instead of the two-dimensional single-layer model, we consider a bilayer model with a weaker single-particle interband hopping $J < t$. This corresponds to simply having two copies of the same cosine-dispersion band, placed at $\pm J - \mu$:

$$\xi_{\mathbf{k}}^{\pm} = -2t(\cos k_x + \cos k_y) - \mu \pm J. \quad (40)$$

We furthermore choose the pairing matrices [Eq. (31)] as

$$V_{\alpha\gamma}^{\mu} = V^{\mu} \begin{pmatrix} 1 & 0.1 \\ 0.1 & 1 \end{pmatrix} \quad (41)$$

to introduce interband effects to the model.

1. The symmetric case

When $\mu = 0$, the bands are centered at $\pm J$, and the multiband gap equation (See Appendix A) yields the same gap values in each band. The resulting quantum phase transition that takes place while tuning V_d can be seen in Fig. 10. The small discontinuity at small Δ_s is a result of the gap equation being solved in the presence of a supercurrent. The inclusion of the interband pair scattering is sufficient to generate a more diverse spectrum of collective modes across this phase transition. This multiband spectrum is shown in Fig. 11. Note that the two BS modes are not degenerate, and do not simply correspond to the id -fluctuations in each band. In fact, there is one BS mode where the id -component fluctuates in phase for the two bands, and another one which fluctuates out of phase. This is the same as in

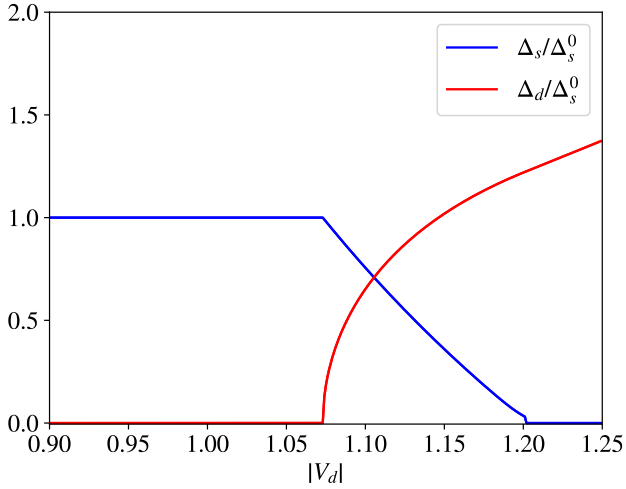


FIG. 10. Order-parameter components Δ_s and Δ_d as a function of $|V_d|$ for the symmetric bilayer model with the s - and d -wave pairing interactions. The parameters are $\mu = 0$, $V_s = -1$, $t = 1$, and $\mathbf{q} = 0.001\hat{e}_x$.

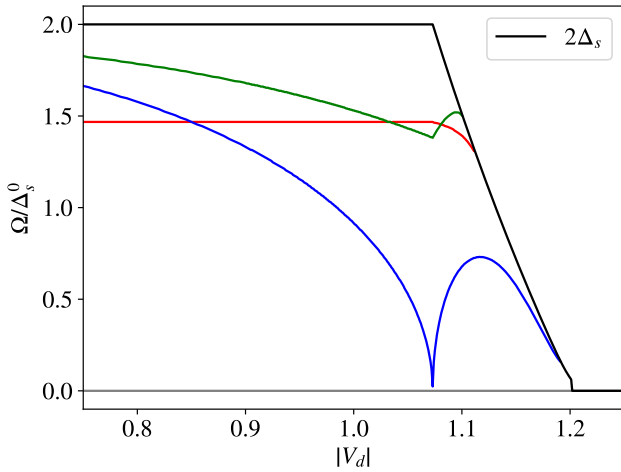
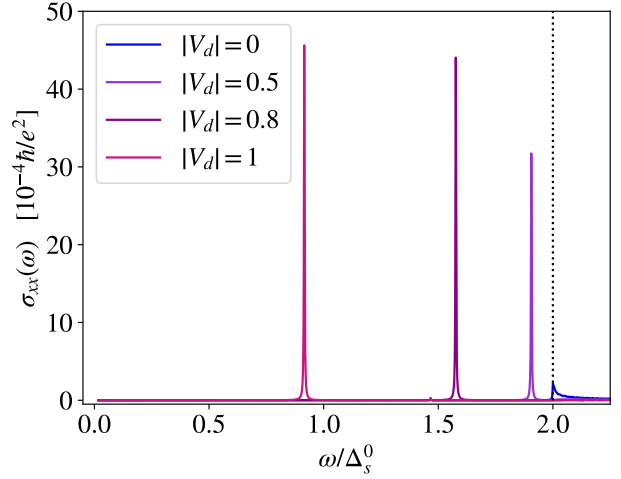


FIG. 11. Collective-mode spectrum for the symmetric bilayer model with the s - and d -wave pairing interactions. The four sub-gap modes are an out-of-phase BS/MSBS mode (green), a Leggett mode (red), an in-phase BS/MSBS mode (blue), and the NG mode (gray). The black line shows the s -wave component of the gap function. The parameters are $\mu = 0$, $V_s = -1$, $t = 1$, and $\mathbf{q} = 0.001\hat{e}_x$.

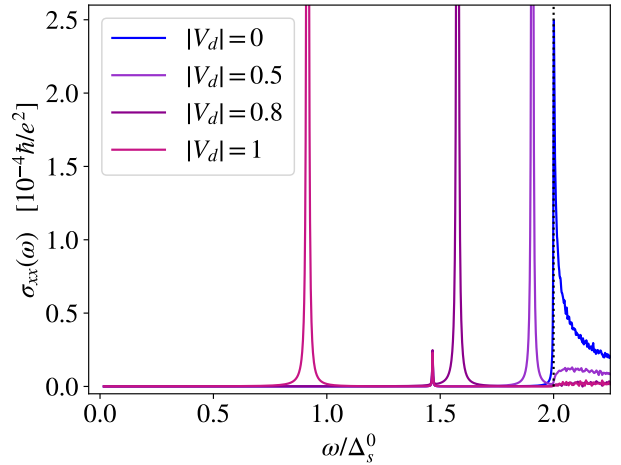
the $s + id$ -phase, except that the modes are now MSBS modes instead of BS modes. The main qualitative difference between the phases is that the frequency of the Leggett mode also depends on the value of V_d in the mixed phase.

The optical response is shown in Fig. 12, again for several values of V_d . A very large peak is generated by the in-phase BS-mode, which moves to lower frequencies for larger $|V_d|$ exactly as the spectrum in Fig. 11 predicts. Just like in the one-band model, the quasiparticle peak at 2Δ becomes suppressed by this collective

mode. The Leggett mode also results in a smaller peak in the optical spectrum, which can barely be seen in Fig. 12a. Figure 12b shows the same data on a finer scale. There, it can be seen that the Leggett-mode results in a peak which is the same for different values of V_d . The out-of-phase BS mode does not appear in the linear optical response. Physically, this corresponds to the intuitive fact that the electromagnetic field couples to both bands in the same way. Since the gap in both bands is also the same, it is impossible for light to excite fluctuations in opposite directions in the two bands.



(a)



(b)

FIG. 12. Optical conductivity in the s -wave phase of the symmetric bilayer model with the s - and d -wave pairing interactions in the presence of supercurrent. (a) and (b) are the same plots with different scales. The Leggett-mode peak appears at the same position ($\omega \sim 1.47\Delta_s^0$) for each value of V_d , but is barely visible next to the BS-mode peak (the largest peak). The parameters are $\mu = 0$, $V_s = -1$, $t = 1$, and $\mathbf{q} = 0.001\hat{e}_x$.

Once the system is in the $s + id$ -wave ground state, the frequency of the Leggett mode depends on V_d as well, and the optical response becomes stronger compared

to the s -wave phase as shown in Fig. 13. Again, the minimal quasiparticle gap is shown for each data set by the dotted line, and it becomes smaller as $|V_d|$ is increased, since the system moves towards a pure d -wave state with nodes in the gap. Just as in the s -wave phase, we only see a peak due to the in-phase MSBS mode, and the out-of-phase MSBS mode does not contribute to the optical conductivity. Furthermore, the peak at the quasiparticle gap is still suppressed. For $V_d = -1.15$, the Leggett mode no longer lies below the gap, and there is only one visible peak.

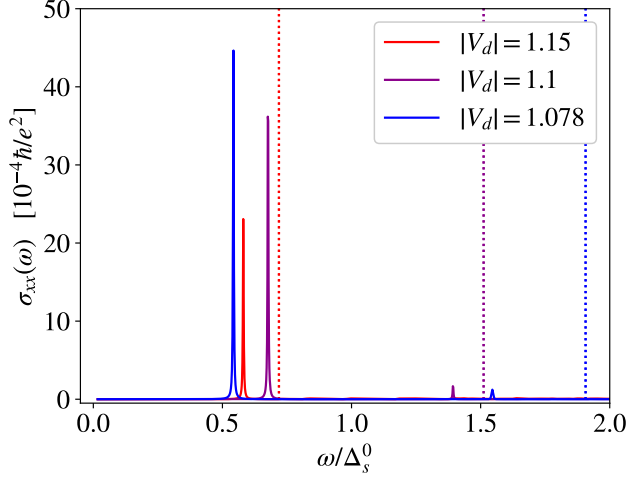


FIG. 13. Optical conductivity in the $s + id$ -phase of the symmetric bilayer model with the s - and d -wave pairing interactions in the presence of supercurrent. The dotted lines show the minimal quasiparticle gap for each value of $|V_d|$. The parameters are $\mu = 0$, $V_s = -1$, $t = 1$, and $\mathbf{q} = 0.001\hat{\mathbf{e}}_x$.

2. The asymmetric case

The situation changes qualitatively when the gaps for the two bands are different. Besides manually changing the interaction strength between the two bands, an easy way to achieve this is to set $\mu \neq 0$, which naturally leads to different gaps, $\Delta_{\mu-}$ and $\Delta_{\mu+}$. The phase diagram for $\mu = -0.2$ with the usual interband scattering [Eq. (31)] is shown in Fig. 14a. The most notable difference to the symmetric case discussed in the last section is that the components of the order parameter now change discontinuously when entering the mixed symmetry phase. To understand the reason behind this, it is useful to consider the same phase diagram without any interband pair scattering, as shown in Fig. 14b. There, it can be seen that the two bands undergo the transition into the mixed symmetry state for different values of V_d . When Cooper pairs are allowed to scatter between the bands, the transitions in the two bands are forced to occur simultaneously. Because of this, when the $s + id$ -wave state first becomes a solution of the self-consistency equation, the free energy of this solution is

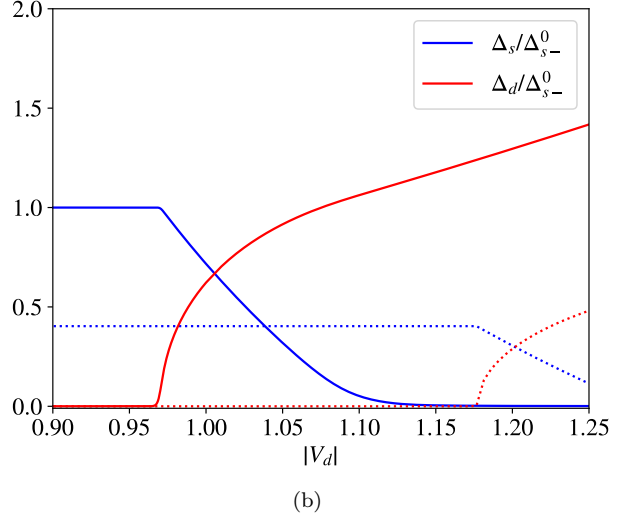
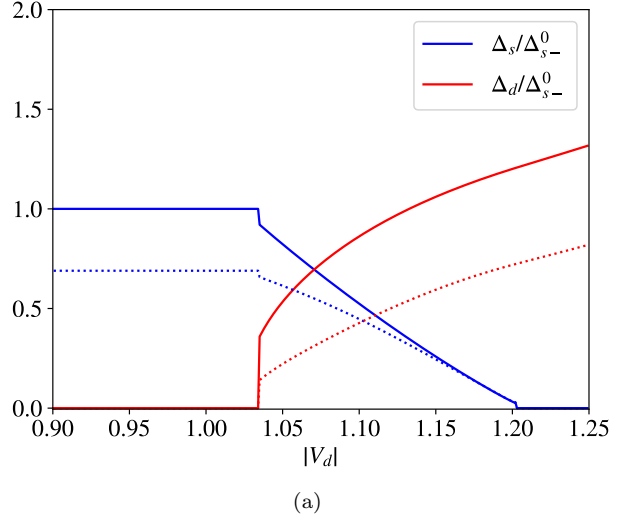


FIG. 14. Order-parameter components as a function of $|V_d|$ for the asymmetric bilayer model with the s - and d -wave pairing interactions as well as (a) with the interband pair scattering and (b) without the interband pair scattering [i.e., the off-diagonal elements of the matrix in Eq. (31) are set to zero]. The solid and dotted lines correspond to Δ_{s-} and Δ_{s+} (i.e., the gap in the lower and upper band), respectively. The parameters are $\mu = -0.2$, $V_s = -1$, $t = 1$, and $\mathbf{q} = 0.001\hat{\mathbf{e}}_x$.

still above that of the pure s -wave state. Once the free energy of the $s + id$ -wave state drops below that of the s -wave state, the ground state changes discontinuously to an $s + id$ -state with a finite id -component.

We plot the collective-mode spectrum across the transition in Fig. 15. The lower BS mode becomes gapless when the $s + id$ -state first becomes a solution, but remains gapless until this state becomes the true ground state. Figure 16a shows how, as $|V_d|$ is varied, the peaks at each of the two gaps become much stronger and move to smaller frequencies, now being associated with the two BS modes rather than quasi-particle excitations. The peak due to the Leggett mode, which can only be

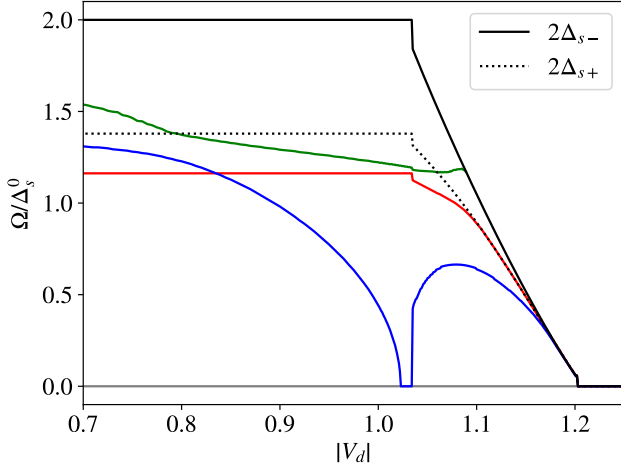
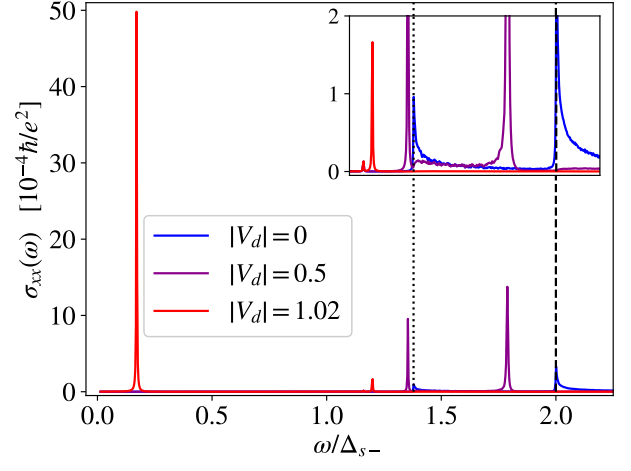


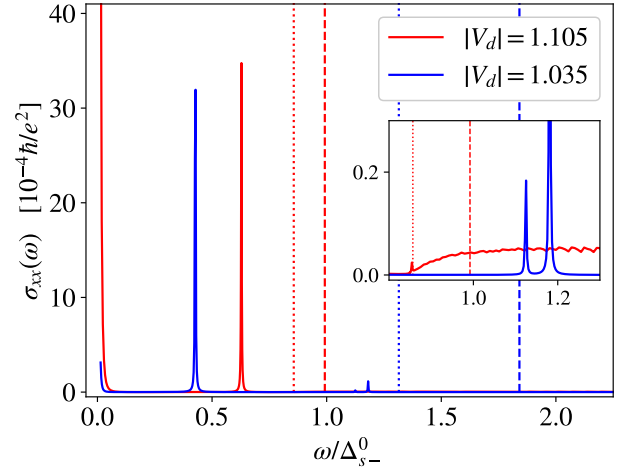
FIG. 15. Collective-mode spectrum for the asymmetric bilayer model with the s - and d -wave pairing interactions. The four sub-gap modes are an out-of-phase BS/MSBS mode (green), a Leggett mode (red), an in-phase BS/MSBS mode (blue), and the NG mode (gray). The gaps in the lower (-) and upper (+) bands are shown by the black solid and dotted lines, respectively. The parameters are $\mu = -0.2$, $V_s = -1$, $t = 1$, and $\mathbf{q} = 0.001\hat{\mathbf{e}}_x$.

seen in the inset of Fig. 16a, does not change. As the frequency of the lower BS mode approaches zero, the intensity of the corresponding peak becomes larger, while the other one becomes smaller. After the lower BS mode becomes gapless, the corresponding peak disappears from the optical spectrum, and only the upper BS mode and Leggett mode remain visible. After the transition to the $s + id$ ground state, the optical spectrum shown in Fig. 16b exhibits four peaks, for $V_d = -1.035$. The one at $\omega = 0$ remains present throughout the $s + id$ phase as the Nambu-Goldstone mode, which appears to become optically active for the bilayer model in the time-reversal symmetry broken phase. In real situations, the NG mode is expected to be lifted to high energy by the Anderson-Higgs mechanism due to the coupling to electromagnetic fields [9], so this peak would not be observed.

The three other peaks, belonging to the symmetric MSBS, Leggett and asymmetric MSBS mode, respectively, are all expected to evade the Anderson-Higgs mechanism. As expected from Fig. 15, the upper two peaks eventually disappear from the sub-gap spectrum. This can be seen in Fig. 16b, for $V_d = 1.105$. Initially, one only sees the peaks due to the lower MSBS and NG mode. Only in the inset can one see the very small peak at the lower quasiparticle gap, which remains as the strongly damped Leggett mode.



(a)



(b)

FIG. 16. Optical conductivity for the asymmetric bilayer model with the s - and d -wave pairing interactions in the presence of supercurrent (a) in the pure s -wave phase and (b) in the $s + id$ phase. The inset in each panel shows an enlarged view of the same data (with the x -axis shared in (a)). Both of the plots use $\mu = -0.2$, $V_s = -1$, $t = 1$, and $\mathbf{q} = 0.001\hat{\mathbf{e}}_x$.

IV. RASHBA SYSTEM WITH INTERBAND PAIRING

It has been pointed out that the linear optical response of collective modes is related to Lifshitz invariants in the Ginzburg-Landau free energy for superconductors [24]. Inspired by this, we use the derived formulas to investigate optical responses in a specific system which has been shown to feature such invariants, namely a superconductor with Rashba-type spin-orbit coupling (SOC) and interband pairing [35]. We will now introduce the main features of this model, before applying the derived formulas to investigate the collective-mode spectrum and the resulting optical conductivity.

A. Model

1. Non-interacting Hamiltonian

A single-particle Hamiltonian for a system with the Rashba SOC can be written as

$$H_0 = \sum_{\mathbf{k}\sigma\sigma'} (\xi_{\mathbf{k}}^0 + \boldsymbol{\gamma}_{\mathbf{k}} \boldsymbol{\sigma}_{\sigma\sigma'}) c_{\mathbf{k}\sigma}^\dagger c_{\mathbf{k}\sigma'}, \quad (42)$$

where ξ^0 is the dispersion of the model without SOC and $\boldsymbol{\gamma}_{\mathbf{k}}$ is the Rashba SOC vector. Since the Hamiltonian is a 2×2 matrix, it can be explicitly diagonalized by the unitary transformation [35],

$$\begin{pmatrix} a_{\mathbf{k}+} \\ a_{\mathbf{k}-} \end{pmatrix} = U_{\mathbf{k}} \begin{pmatrix} c_{\mathbf{k}\uparrow} \\ c_{\mathbf{k}\downarrow} \end{pmatrix}, \quad U_{\mathbf{k}} = \frac{1}{\sqrt{2}} \begin{pmatrix} 1 & t_+(\mathbf{k}) \\ 1 & t_-(\mathbf{k}) \end{pmatrix}, \quad t_\lambda(\mathbf{k}) = \lambda \frac{\gamma_x(\mathbf{k}) - i\gamma_y(\mathbf{k})}{|\boldsymbol{\gamma}_{\mathbf{k}}|}, \quad (43)$$

which corresponds to a change from the spin basis ($\sigma = \uparrow, \downarrow$) to the Rashba-band basis $\lambda = \pm$. The eigenvalues take the form of $\xi_\lambda(\mathbf{k}) = \xi_{\mathbf{k}}^0 + \lambda|\boldsymbol{\gamma}_{\mathbf{k}}|$.

2. Superconductivity in Rashba systems

A superconducting pairing interaction in the Rashba-bands can generally be written as [35]

$$H_{\text{int}} = \sum_{\mathbf{k}\mathbf{k}'} \sum_{\{\lambda_i\}} t_{\lambda_2}(\mathbf{k}) t_{\lambda_3}^*(\mathbf{k}') \tilde{V}_{\mathbf{k}\mathbf{k}'}^{\{\lambda_i\}} c_{\mathbf{k}\lambda_1}^\dagger c_{-\mathbf{k}\lambda_2}^\dagger c_{-\mathbf{k}'\lambda_3} c_{\mathbf{k}'\lambda_4}, \quad (44)$$

where the interaction is rescaled with the previously defined phase-factors (see Eq. (43)). The Hubbard-Stratonovich transformation is then performed exactly as before (see Eq. (3)) with the difference being an additional summation over the λ -indices. This gives

$$\begin{aligned} S = \int_0^\beta d\tau & \left(\sum_{\mathbf{k}} \sum_{\lambda} (\partial_\tau - \xi_{\mathbf{k}\lambda}) \bar{\psi}_{\mathbf{k}\lambda} \psi_{\mathbf{k}\lambda} \right. \\ & - \sum_{\mathbf{k}\mathbf{k}'} \sum_{\{\lambda\}} t_{\mathbf{k}\lambda_2} t_{\mathbf{k}\lambda_3}^* \tilde{V}_{\mathbf{k}\mathbf{k}'}^{\{\lambda\}} \left[b_{\mathbf{k}\lambda_1\lambda_2}^* b_{\mathbf{k}'\lambda_3\lambda_4} \right. \\ & \left. \left. + b_{\mathbf{k}\lambda_1\lambda_2}^* \psi_{-\mathbf{k}'\lambda_3} \psi_{\mathbf{k}'\lambda_4} + b_{\mathbf{k}'\lambda_3\lambda_4} \bar{\psi}_{\mathbf{k}\lambda_1} \bar{\psi}_{-\mathbf{k}\lambda_2} \right] \right), \end{aligned} \quad (45)$$

where one can define the gap functions, which are now 2×2 -matrices:

$$\Delta_{\lambda_1\lambda_2}(\mathbf{k}) = -t_{\mathbf{k}\lambda_2} \sum_{\mathbf{k}'\lambda_3\lambda_4} t_{\mathbf{k}'\lambda_3}^* \tilde{V}_{\mathbf{k}\mathbf{k}'}^{\{\lambda_i\}} b_{\mathbf{k}'\lambda_3\lambda_4}. \quad (46)$$

The gap functions obey an equivalent self-consistency equation:

$$\Delta_{\lambda_1\lambda_2}(\mathbf{k}) = t_{\mathbf{k}\lambda_2} \sum_{\mathbf{k}'\lambda_3\lambda_4} t_{\mathbf{k}'\lambda_3}^* \tilde{V}_{\mathbf{k}\mathbf{k}'}^{\{\lambda\}} \text{Tr} [\tau_{\lambda_3\lambda_4}^- G_{\mathbf{k}'\lambda_4\lambda_3}]. \quad (47)$$

Here $\tau_{\lambda_3\lambda_4}^-$ and G are 4×4 matrices written in the frequency-momentum representation as

$$G_{\lambda_3\lambda_4}^{-1} = \begin{pmatrix} \delta_{\lambda_4}^{\lambda_3}(i\omega - \xi_{\mathbf{k}\lambda_3}) & \Delta_{\lambda_3\lambda_4}(\mathbf{k}) \\ \Delta_{\lambda_4\lambda_3}^*(\mathbf{k}) & \delta_{\lambda_4}^{\lambda_3}(i\omega + \xi_{-\mathbf{k}\lambda_3}) \end{pmatrix}, \quad (48)$$

$$\tau_{\lambda_3\lambda_4}^- = \begin{pmatrix} 0 & 0 \\ \delta_{\lambda_4}^{\lambda_3} & 0 \end{pmatrix}. \quad (49)$$

These matrices act on the Nambu spinors $\Psi_{\mathbf{k}}^\lambda = (\psi_{\mathbf{k}\lambda}^\omega, \bar{\psi}_{-\mathbf{k}\lambda}^\omega)$, which can then be transformed with the unitary transformation as

$$\Psi_{\mathbf{k}}^\lambda \mapsto \begin{pmatrix} e^{i\theta_\lambda/2} & 0 \\ 0 & e^{-i\theta_\lambda/2} \end{pmatrix} \Psi_{\mathbf{k}}^\lambda, \quad e^{i\theta_\lambda} \equiv t_\lambda(\mathbf{k}). \quad (50)$$

This yields an action expressed entirely in terms of a rescaled gap function, obeying a simplified self-consistency equation [35],

$$\tilde{\Delta}_{\lambda_1\lambda_2}(\mathbf{k}) \equiv t_{\mathbf{k}\lambda_2}^* \Delta_{\lambda_1\lambda_2}(\mathbf{k}), \quad (51)$$

$$\tilde{\Delta}_{\lambda_1\lambda_2}(\mathbf{k}) = \sum_{\mathbf{k}'\lambda_3\lambda_4} \tilde{V}_{\mathbf{k}\mathbf{k}'}^{\{\lambda\}} \text{Tr} [\tau_{\lambda_3\lambda_4}^- \tilde{G}_{\mathbf{k}'\lambda_4\lambda_3}], \quad (52)$$

where \tilde{G} is given by G with Δ being replaced with $\tilde{\Delta}$. The entries of the gap function $\tilde{\Delta}$ obey [35]

$$\tilde{\Delta}_{\lambda_1\lambda_2}(\mathbf{k}) = \lambda_1\lambda_2 \tilde{\Delta}_{\lambda_2\lambda_1}(-\mathbf{k}). \quad (53)$$

To make statements about the parity of the gap, one needs to go back to the original spin basis. An explicit calculation of the change of the basis can be found in Appendix D. As a result of this, the singlet component Ψ and the triplet \mathbf{d} -vector can be written as

$$\psi(\mathbf{k}) = -\frac{1}{2}(\tilde{\Delta}_{\mathbf{k}}^{++} + \tilde{\Delta}_{\mathbf{k}}^{--}), \quad (54)$$

$$\mathbf{d}(\mathbf{k}) = \mathbf{d}^{\text{intra}}(\mathbf{k}) + \mathbf{d}^{\text{inter}}(\mathbf{k}), \quad (55)$$

$$\mathbf{d}^{\text{intra}}(\mathbf{k}) = -\frac{\hat{\gamma}_{\mathbf{k}}}{2}(\tilde{\Delta}_{\mathbf{k}}^{++} - \tilde{\Delta}_{\mathbf{k}}^{--}), \quad (56)$$

$$\begin{aligned} \mathbf{d}^{\text{inter}}(\mathbf{k}) = & \frac{i}{2}(\hat{\gamma}_{\mathbf{k}} \times \hat{\mathbf{z}})(\tilde{\Delta}_{\mathbf{k}}^{\text{inter}} + \tilde{\Delta}_{-\mathbf{k}}^{\text{inter}}) \\ & + \frac{\hat{\mathbf{z}}}{2}(\tilde{\Delta}_{\mathbf{k}}^{\text{inter}} - \tilde{\Delta}_{-\mathbf{k}}^{\text{inter}}). \end{aligned} \quad (57)$$

Given that the following section will focus on the interband pairing, the important conclusions here are:

- Interband pairings only generate triplet states.
- An odd-parity interband pairing yields an out-of-plane \mathbf{d} -vector.
- An even-parity interband pairing yields an in-plane \mathbf{d} -vector, orthogonal to the Rashba vector $\boldsymbol{\gamma}_{\mathbf{k}}$.

So the main signature of the interband pairing in a Rashba system is a \mathbf{d} -vector which is not parallel to the SOC vector $\boldsymbol{\gamma}$.

3. Parametrizing the interaction

In order to simplify the path-integral formulation, a separable interaction potential has to be assumed once again. In Ref. [35], an interaction of the form,

$$\tilde{V}_{\mathbf{k}\mathbf{k}'}^{\lambda_1\lambda_2\lambda_3\lambda_4} = -V_g\delta_{\lambda_1\lambda_2}\delta_{\lambda_3\lambda_4} - V_u[\hat{\gamma}_{\mathbf{k}} \cdot \hat{\gamma}_{\mathbf{k}'}][\tau_{\lambda_1\lambda_2}(\mathbf{k}) \cdot \tau_{\lambda_3\lambda_4}(\mathbf{k}')], \quad (58)$$

has been used, where $\tau_i(\mathbf{k}) = U(\mathbf{k})\sigma_i U^\dagger(\mathbf{k})$ are Pauli matrices transformed into the Rashba basis. This can, in a slightly more general form, be written as

$$\tilde{V}_{\mathbf{k}\mathbf{k}'}^{\lambda_1\lambda_2\lambda_3\lambda_4} = \sum_{\mu} V^{\mu} \varphi_{\lambda_1\lambda_2}^{\mu}(\mathbf{k}) \varphi_{\lambda_3\lambda_4}^{\mu}(\mathbf{k}'), \quad (59)$$

where the basis functions φ^{μ} are now 2×2 matrices, whose entries will be appropriately chosen from the irreps of the point group. Putting this parametrization into the gap equation (Eq. (52)) again leads to a similar parametrization for the gap:

$$\tilde{\Delta}_{\lambda_1\lambda_2}(\mathbf{k}) = \sum_{\mu} \tilde{\Delta}^{\mu} \varphi_{\lambda_1\lambda_2}^{\mu}(\mathbf{k}) \quad (60)$$

Now, in order to choose the appropriate basis functions, we have to specify the point group of the system. Taking the square lattice for simplicity, we choose $\mathbb{G} = \mathbf{C}_{4v}$ as the point group of the system. The Rashba vector for this system takes the form of

$$\gamma_{\mathbf{k}} = \alpha \begin{pmatrix} -\sin(k_y) \\ \sin(k_x) \end{pmatrix}. \quad (61)$$

For the interaction, we choose to consider the trivial representation A_1 and the two-dimensional representation E , which has also been used in Ref. [35]. The corresponding basis matrices are

$$\hat{\varphi}_{A_1} = \frac{1}{\sqrt{2}} \begin{pmatrix} 0 & i \\ -i & 0 \end{pmatrix}, \quad \hat{\varphi}_{E_{x,y}} = \begin{pmatrix} 0 & \sin(k_{x,y}) \\ \sin(k_{x,y}) & 0 \end{pmatrix}. \quad (62)$$

In this way, the basis matrices fulfill Eq. (53). The matrix for A_1 is chosen imaginary so that it is invariant under the time-reversal symmetry, which in the Rashba basis is given by $\mathcal{T}\Delta_{\lambda_1\lambda_2} = \Delta_{\lambda_2\lambda_1}^*$ [35].

B. Generalization of the effective-action approach

In this section we will show how the Rashba system with only interband pairing reduces to two one-band models in the effective action approach. Since we will always work with $\tilde{\Delta}$ in the following, the tilde symbol will be dropped from now on. When considering only interband pairings, the effective action turns out to be decoupled into two separate blocks once again, which makes the generalization from the earlier calculations

relatively simple. In fact, the self-energy Σ (Eq. (12)) and equilibrium Green's function \mathcal{G} (Eq. (14)) explicitly take the form of

$$\Sigma = \begin{pmatrix} -eA_j v_j^+ & 0 & 0 & \delta\Delta_{\pm} \\ 0 & -eA_j v_j^- & \delta\Delta_{\mp} & 0 \\ 0 & \delta\Delta_{\mp}^* & -eA_j v_j^+ & 0 \\ \delta\Delta_{\pm}^* & 0 & 0 & -eA_j v_j^- \end{pmatrix}, \quad (63)$$

$$\mathcal{G}^{-1} = \begin{pmatrix} i\omega - \xi^+ & 0 & 0 & \Delta_{\pm} \\ 0 & i\omega - \xi^- & \Delta_{\mp} & 0 \\ 0 & \Delta_{\mp}^* & i\omega + \xi^+ & 0 \\ \Delta_{\pm}^* & 0 & 0 & i\omega + \xi^- \end{pmatrix}. \quad (64)$$

So one gets two decoupled blocks, \pm and \mp . The polarization bubbles for each one of them can be calculated separately according to Eqs. (21)-(23), and can be simply added together to get the final result. The quantities corresponding to Eq. (9) for the two blocks are:

$$(\xi'_{\mathbf{k}})^{\pm} = \mathbf{q} \cdot \nabla \xi_{\mathbf{k}}^0 + |\gamma_{\mathbf{k}}|, \quad (\xi'_{\mathbf{k}})^{\mp} = \mathbf{q} \cdot \nabla \xi_{\mathbf{k}}^0 - |\gamma_{\mathbf{k}}|, \quad (65)$$

$$\bar{\xi}_{\mathbf{k}}^{\pm} = \xi_{\mathbf{k}}^0 + \mathbf{q} \cdot \nabla |\gamma_{\mathbf{k}}|, \quad \bar{\xi}_{\mathbf{k}}^{\mp} = \xi_{\mathbf{k}}^0 - \mathbf{q} \cdot \nabla |\gamma_{\mathbf{k}}|, \quad (66)$$

$$\delta_{\mathbf{k}}^{\pm} = \sqrt{(\bar{\xi}_{\mathbf{k}}^{\pm})^2 + |\Delta_{\mathbf{k}}^{\pm}|^2}, \quad \delta_{\mathbf{k}}^{\mp} = \sqrt{(\bar{\xi}_{\mathbf{k}}^{\mp})^2 + |\Delta_{\mathbf{k}}^{\mp}|^2}. \quad (67)$$

The term \mathbf{v}^3 , which again is responsible for any non-trivial optical response, is

$$\mathbf{v}_{\pm}^3 = \nabla(\mathbf{q} \cdot \nabla \xi_{\mathbf{k}}^0) + \nabla |\gamma_{\mathbf{k}}|, \quad \mathbf{v}_{\mp}^3 = \nabla(\mathbf{q} \cdot \nabla \xi_{\mathbf{k}}^0) - \nabla |\gamma_{\mathbf{k}}|, \quad (68)$$

where we can see that the supercurrent and the Rashba-SOC both have the contributions. The term due to the supercurrent is even in \mathbf{k} , and so are both of the blocks of the Green's function. One should note that φ_{A_1} obtains a minus sign in the \mp -block. Furthermore, it can be taken real for the calculation of the optical conductivity, so as to be able to use Eq. (12). This only means that when identifying the modes, one has to remember that the imaginary (real) fluctuations of Δ^{A_1} will be found in the component corresponding to τ_1 (τ_2).

With all this in mind, Eqs. (21)-(23) can be applied to each block individually and then added up.

C. Results

Here we present the results for the collective mode spectrum and the resulting optical conductivity of the Rashba-system with interband pairing, for the chosen irreps. An interaction

$$V_{\mathbf{k}\mathbf{k}'}^{\lambda_1\lambda_2\lambda_3\lambda_4} = V_{A_1} \hat{\varphi}_{A_1}^{\lambda_1\lambda_2}(\mathbf{k}) \hat{\varphi}_{A_1}^{\lambda_3\lambda_4}(\mathbf{k}') + V_E \left[\hat{\varphi}_{E_x}^{\lambda_1\lambda_2}(\mathbf{k}) \hat{\varphi}_{E_x}^{\lambda_3\lambda_4}(\mathbf{k}') + \hat{\varphi}_{E_y}^{\lambda_1\lambda_2}(\mathbf{k}) \hat{\varphi}_{E_y}^{\lambda_3\lambda_4}(\mathbf{k}') \right] \quad (69)$$

for $|\xi_{\mathbf{k}}^0|, |\xi_{\mathbf{k}'}^0| < \omega_c$ is used for all the calculations in this subsection, where an energy cutoff ω_c is introduced. The cutoff does not qualitatively affect results, but makes numerical calculations faster. The numerical solution of the gap equation in this system is shown in Fig. 17a for constant V_{A_1} as a function of V_E , and in Fig. 17b for constant V_E as a function of V_{A_1} . In each case, one can see a discontinuous transition between two phases, the nature of which can be identified from Eq. (57). The phase in which V_{A_1} is dominant features a real \mathbf{d} -vector that lies in the plane. The phase in which V_E is dominant has a time-reversal symmetry breaking, chiral order parameter of $p + ip$ -type. Explicitly, the \mathbf{d} -vector takes the form of

$$\mathbf{d} \propto \begin{cases} \begin{pmatrix} \sin(k_x) \\ \sin(k_y) \\ 0 \end{pmatrix} & \text{(real phase)} \\ \begin{pmatrix} 0 \\ 0 \\ \sin(k_x) \end{pmatrix} + i \begin{pmatrix} 0 \\ 0 \\ \sin(k_y) \end{pmatrix} & \text{(chiral phase)} \end{cases}. \quad (70)$$

The transition between the two phases is discontinuous, which means that the corresponding BS modes will not soften (become gapless) at the transition. This is confirmed by the collective mode spectra in the two phases (see Fig. 18). In the real phase (Fig. 18a), the only sub-gap collective mode besides the NG mode is the two-fold degenerate BS mode characterized by fluctuations of the E_x and E_y order parameters. Even though it does not become gapless at the transition, just like in Sec. III, the mode moves to lower energies with larger $|V_E|$. As the subdominant channel becomes more competitive, one can excite the corresponding fluctuations easier.

The chiral phase (Fig. 18b) shows a more diverse spectrum: In addition to two non-degenerate BS modes (the red and blue lines) corresponding to fluctuations of the A_1 order parameter, it shows two more collective modes due to relative oscillations of the E_x and E_y order parameters, the frequency of which is independent of the strength of the sub-dominant in-plane order. We identify the lower one of these modes (green line in Fig. 18b) as the out-of-phase amplitude oscillations of the p_x and p_y components, while the upper mode corresponds to a relative phase oscillation between the components.

Given that this model breaks inversion symmetry, these collective modes are in principle allowed to contribute to the optical conductivity. Again, the particular system is chosen because it has been shown to feature Lifshitz invariants in the GL free energy [35], which are related to the optical response of collective modes [24]. In fact, this turned out to be the case for the BS modes, as seen in the numerical data in Fig. 19. Fig. 19a shows that the model in the real in-plane phase without any subdominant pairing exhibits a peak in the optical

conductivity due to quasiparticle excitations. This is already a signature of the Rashba SOC, which breaks inversion symmetry and allows for such a peak. In Fig. 19b, the optical conductivity with the subdominant pairing $V_E = -1$ is shown. Just like in Sec. III, the quasiparticle peak becomes suppressed and a new peak at the frequency of the BS mode appears, with significantly higher intensity than the original quasiparticle peak. In both Figs. 19a and 19b, the peaks appear in both the x - and y -components of the longitudinal conductivity, as opposed to just being visible in one direction. This is because here the inversion symmetry is broken due to the presence of the SOC, and therefore the system has no preferred direction, as opposed to the finite momentum pairing discussed before.

For the chiral phase, the optical conductivity is shown in Fig. 20. As V_E is increased, the BS modes found in Fig. 18b generate peaks in the optical conductivity. The most notable difference with respect to all the other optical responses studied so far is that here, the modes also result in a nonzero transverse optical conductivity (i.e., the ac Hall conductivity). Satisfying $\sigma_{xy} = -\sigma_{yx}$, these parts of the optical conductivity have opposite signs on each side of the mode peak. Exactly at the mode frequency, the components vanish. Such peaks can be measured in experiments via the polar Kerr effect, where the polarization angle of a reflected ray of light becomes different from that of the incident light [46, 47].

The lower two modes are not optically active, in spite of the Rashba SOC. This can be explained by considering the form of Eq. (68). For $\mathbf{q} = 0$, this is an odd function in \mathbf{k} . Considering the form of Eq. (23), this means that only fluctuations of the irreps with different parity than the ground state may contribute to the optical conductivity. When finite-momentum pairing is considered, one can see in Eq. (68) that this gives rise to an additional term, which is even in \mathbf{k} . This means that it allows contributions to the optical conductivity by precisely those modes which have not contributed before. Figure 21 confirms this. Here, the same parameters are used as in Fig. 20b, and in addition a supercurrent along (a) the x direction and (b) y direction is applied. As it turns out, it is possible to excite the upper one of the chiral p -wave modes, i.e., a relative phase oscillation of the p_x and p_y components. Just like in Sec. III, this mode can then only be excited by fields along the direction of the supercurrent. However, regardless of the direction of the supercurrent, the out-of-phase amplitude mode does not show any optical response. This is similar to the findings for the symmetric bilayer model in Sec. IIIB, where the amplitude oscillations of the sub-dominant d -wave order parameter can only be optically excited when they are in phase, but not when they are out of phase.

Note that the additional peaks in Fig. 21 do not depend on the strength, or even the presence, of the Rashba SOC. They are simply caused by the relative phase mode of the chiral p -wave order parameter [37],

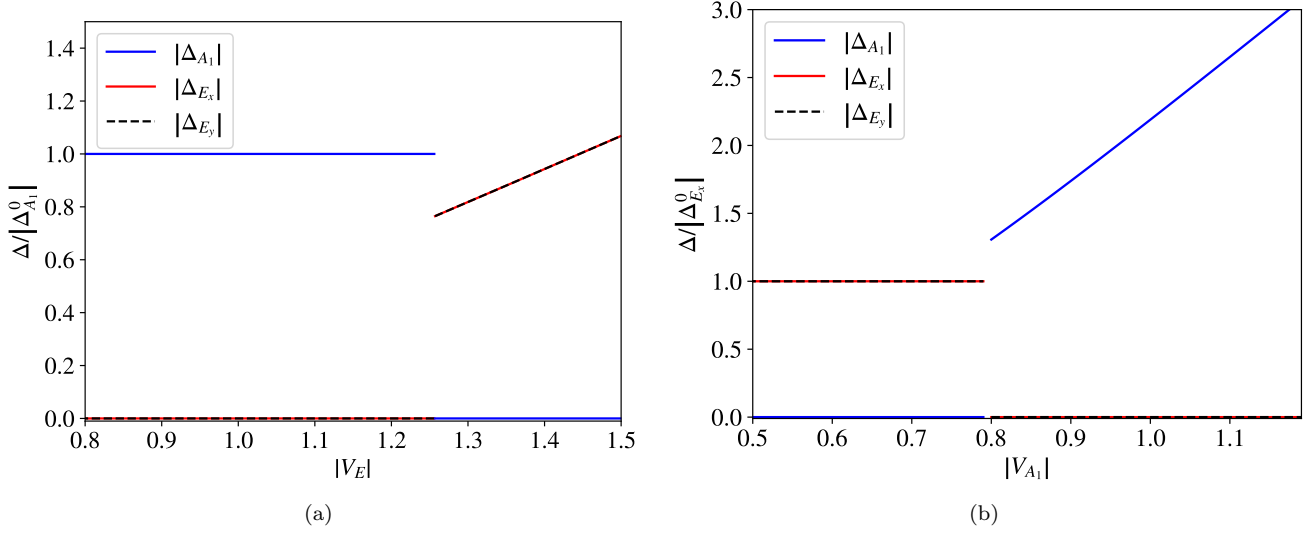


FIG. 17. Order-parameter components for the Rashba model with the interband pairing (a) for $V_{A_1} = 1$ upon increasing V_E , and (b) for $V_E = 1$ upon increasing V_{A_1} . The parameters are $\mu = -3$, $t = 1$, $\alpha = 0.1$, $\mathbf{q} = 0$, and $\omega_c = 1$. When Δ_{E_x} and Δ_{E_y} are nonzero, they have a relative complex phase of $\pi/2$.

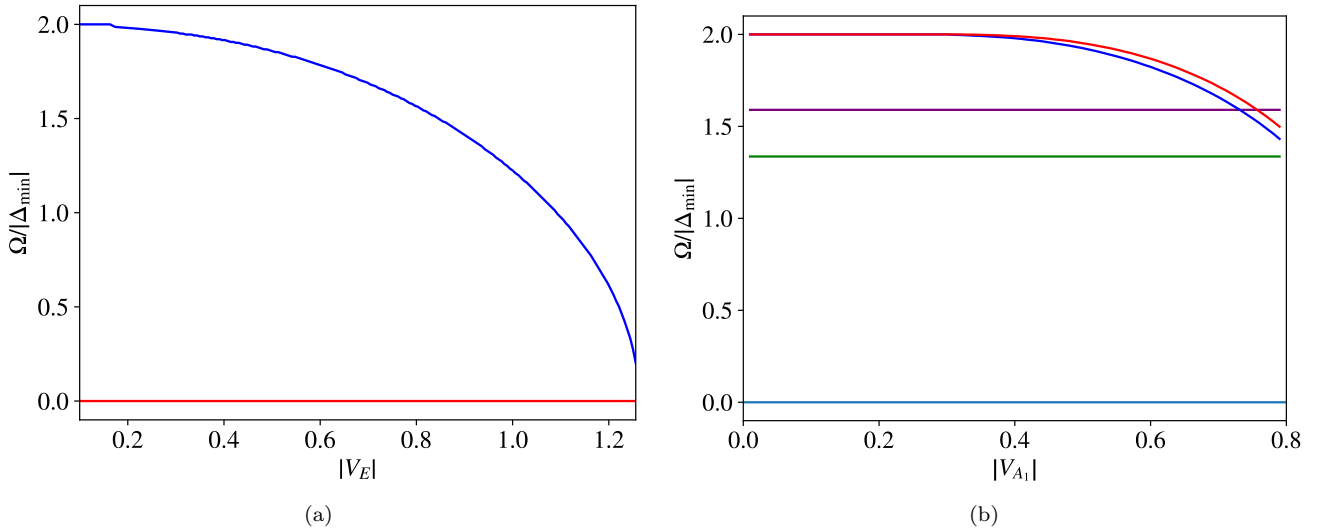


FIG. 18. Collective-mode spectra for the Rashba model with interband pairing (a) in the real in-plane phase and (b) in the chiral out-of-plane phase. Each line corresponds to a collective mode. The A_1 phase (a) features only one NG mode (red) and one BS mode (blue). The chiral phase (b) features two BS modes: The red line corresponds to $A_1 + iA_1$ fluctuations, and the blue one to $A_1 - iA_1$ fluctuations. The other two modes correspond to relative phase oscillations $iE_x + E_y$ (purple) and out-of-phase amplitude oscillations $E_x - iE_y$ (green). Again, the parameters are $\mu = -3$, $t = 1$, $\alpha = 0.1$, $\mathbf{q} = 0$, and $\omega_c = 1$.

which becomes optically active in the presence of a supercurrent.

V. DISCUSSION

In conclusion, we have demonstrated that in the presence of a supercurrent, collective modes in unconventional superconductors that are usually only visible

through nonlinear responses become visible as peaks in the linear optical conductivity, provided that they have the same parity as the gap in the ground state. This was done using an effective action approach within the path integral formalism, deriving general formulas for the linear optical response of collective modes in unconventional superconductors with several pairing channels and bands. By integrating out fluctuations of the superconducting gap, a gauge-invariant optical response was

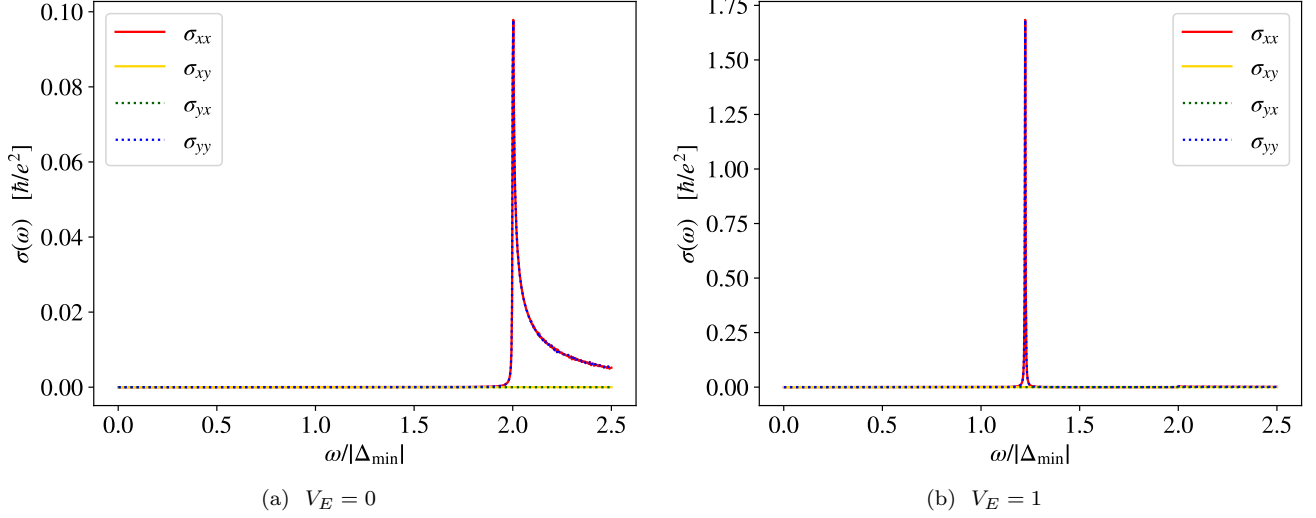


FIG. 19. Optical conductivity in the real phase of the Rashba model with interband pairing with (a) $V_E = 0$ and (b) $V_E = 1$. The parameters are $V_{A1} = -1$, $\mu = -3$, $t = 1$, $\alpha = 0.1$, $\mathbf{q} = 0$, and $\omega_c = 1$.

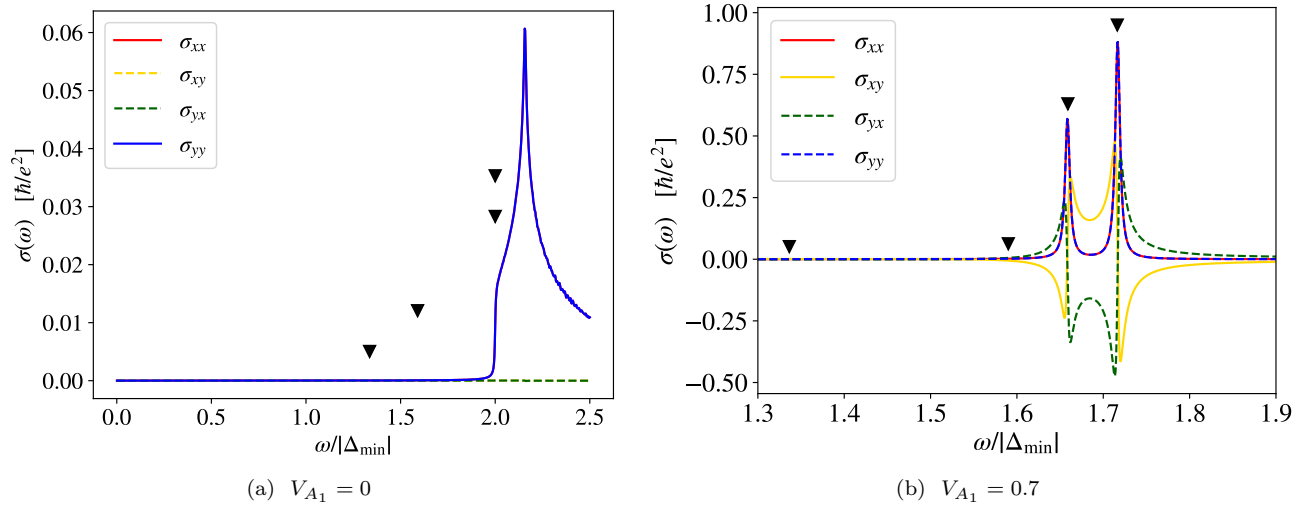


FIG. 20. Optical conductivity in the chiral phase of the Rashba model with interband pairing with (a) $V_{A1} = 0$ and (b) $V_{A1} = 0.7$. The parameters are $V_E = 1$, $\mu = -3$, $t = 1$, $\alpha = 0.1$, $\mathbf{q} = 0$, and $\omega_c = 1$. The black arrows denote the frequencies of the collective modes, as seen in Fig. 18b.

obtained, with a collective mode contribution given by an effective coupling matrix.

We first applied these to toy models with s -wave and d -wave pairing interactions. In these examples, various collective modes were found to become optically active in the presence of an injected supercurrent. A one-band model exhibits a peak associated with a BS mode in the s -wave phase, which softens at the transition and turns into an MSBS mode of the $s - id$ -fluctuations in the $s + id$ -phase. This peak stays visible throughout the entire phase, although the intensity changes depending on the mode frequency. This collective mode also strongly suppresses the known peak [30] at the quasiparticle gap, which happened for all the models studied

in this paper, including the Rashba system (where no supercurrent was needed to induce a non-trivial optical response). The presence of a BS mode always seems to suppress the quasiparticle contribution in the optical conductivity, an effect which becomes stronger as the BS mode lies further below the gap.

We then studied this situation in a simple two-band model. Neglecting the interband pairing, we found that considering interband pair scattering was sufficient to generate qualitative changes in the collective-mode spectrum, which now contained a Leggett mode and two BS modes: One which is in phase, one which is out of phase between the two bands. We found that the Leggett mode and in-phase BS mode always generate a

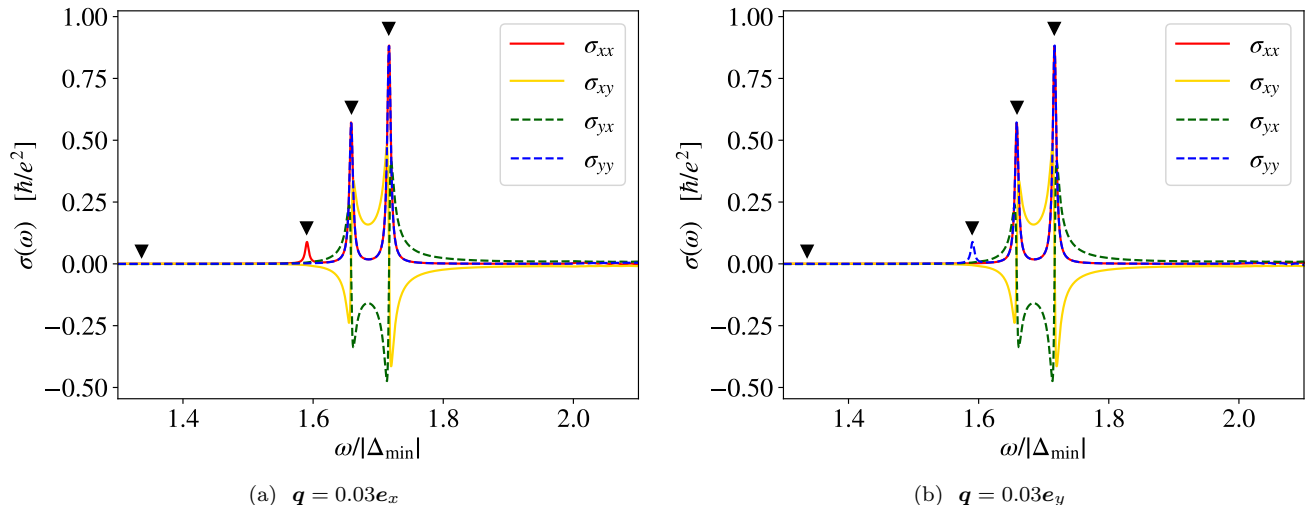


FIG. 21. Optical conductivity in the chiral phase of the Rashba model with interband pairing in the presence of supercurrent along (a) the x direction and (b) y direction. The parameters are $V_E = -1$, $V_{A1} = -0.4$, $\mu = -3$, $t = 1$, $\alpha = 0.1$, and $\omega_c = 1$. The current is chosen large enough to make the peak visible next to the pre-existing peaks, but small enough not to change the value of the gap.

peak in the optical conductivity, while the out-of-phase mode only appears when the gaps do not coincide between the two bands.

This could be applied to the study of iron-based superconductors (FeSC), which are thought to feature competing s -wave and d -wave pairing interactions [3]. The BS modes have been observed in such materials using Raman spectroscopy [48, 49]. The current-enabled linear optical conductivity will provide a new way of studying and better understanding the pairing mechanism. However, it should be mentioned that the optical conductivity does not provide information about the symmetry of the mode. This is in contrast to the Raman spectroscopy, where the signature of a collective mode can be separated in different channels.

Lastly, we considered a model for p -wave superconductors with the interband pairing and the Rashba-type SOC, again with several pairing channels. Here, we found that the model exhibits peaks due to BS modes in the linear optical response even without a supercurrent. In a chiral p -wave phase, these peaks are also seen in the ac Hall conductivity, suggesting possible experimental observation via the polar Kerr effect [46, 47].

Note that in this model, due to the previously calculated Lifshitz invariants [35], finite-momentum Cooper pairing could be realized without the need for considering a supercurrent. Regardless of the physical origin, we also found that in the chiral p -wave phase, finite-momentum Cooper pairing allows for a peak in the longitudinal optical conductivity due to relative phase oscillations of the two order parameter components [37]. This is not associated with the Rashba system specifically, and remains for a chiral p -wave order parameter without any spin-orbit coupling. Therefore, this provides a new experimental probe for chiral p -wave su-

perconductors, or chiral d -wave superconductors which feature the same mode [37]. Sr_2RuO_4 , for example, has often been theorized as an example for such states, but this has been difficult to verify experimentally [50]. Optical measurements in the presence of an injected supercurrent therefore present a promising avenue for exploring the ground state of this and related materials. All of these suggests a promising way of exploring the properties of unconventional superconductors, in particular those suspected to feature sub-dominant pairing channels or multiple superconducting bands. The calculated formulas are fairly general, and can easily be applied to any band structures and pairing interactions, allowing comparison with experimental data.

There also remain several open questions for further theoretical investigation. Firstly, the mechanism behind the suppression of the quasiparticle peak by the BS modes should be investigated. Secondly, disorder in superconductors may have significant effects on the optical conductivity, such as introducing Mattis-Bardeen terms above the superconducting gap [51]. It is open to understand in what way the presence of disorders would modify our results.

ACKNOWLEDGMENTS

G.N. thanks Manfred Sigrist and Raigo Nagashima for helpful discussions, and the Department of Physics at the University of Tokyo for its hospitality. G.N. received financial support from the Swiss-European Mobility Programme. This work was supported by JST FOREST (Grant No. JPMJFR2131), JST PRESTO (Grant No. JPMJPR2256), and JSPS KAKENHI (Grant Nos. JP22K20350, JP23K17664, JP24H00191,

JP25H01246, JP25H01251, and JP25K17312).

Appendix A: Derivation of the gap equation from the path integral

To derive the equilibrium gap equation for a general one-band superconductor, let us consider the full expression for the effective action [Eq. (15)] after integrating out the fermions:

$$S_{\text{eff}} = -\beta \sum_{\mathbf{k}\mathbf{k}'} V_{\mathbf{k}\mathbf{k}'} b_{\mathbf{k}}^* b_{\mathbf{k}'} - \text{Tr} \ln(G^{-1}). \quad (\text{A1})$$

An expansion of the logarithm in powers of $\mathcal{G}\Sigma$ would (up to a constant) yield the expression in Eq. (16). Here, the full expression may be used. Demanding that the effective action has a stationary point with respect to the mean field at the equilibrium value gives

$$\begin{aligned} \frac{\delta S_{\text{eff}}}{\delta \Delta_{\mathbf{k}}^*} &= \beta b_{\mathbf{k}} - \text{Tr} \left(\frac{\delta \mathcal{G}^{-1}}{\delta \Delta_{\mathbf{k}}^*} \mathcal{G} \right) \\ &= \beta b_{\mathbf{k}} - \sum_n \text{Tr} [-\tau^- \mathcal{G}_{\mathbf{k},q}] \stackrel{!}{=} 0, \end{aligned} \quad (\text{A2})$$

$$\sum_n \text{Tr} [-\tau^- \mathcal{G}_{\mathbf{k},q}] = \frac{1}{2} \sum_n \frac{\text{Tr} [(\tau^x - i\tau^y)(\tau^x \Delta_{\mathbf{k}}^R - i\tau^y \Delta_{\mathbf{k}}^I)]}{(i\omega - \xi_{\mathbf{k}}')^2 - \delta_{\mathbf{k}}^2}. \quad (\text{A3})$$

The sum over the Matsubara frequencies is carried out in the usual way using the residue theorem, yielding

$$\sum_n \text{Tr} [-\tau^- \mathcal{G}_{\mathbf{k},q}] = \frac{\Delta_{\mathbf{k}}}{2\delta_{\mathbf{k}}} (n_F(E^+) - n_F(E^-)) \quad (\text{A4})$$

$$\Rightarrow 0 = \beta b_{\mathbf{k}} + \frac{\Delta_{\mathbf{k}}}{2\delta_{\mathbf{k}}} (n_F(E^+) - n_F(E^-)) \quad (\text{A5})$$

$$\Rightarrow \Delta_{\mathbf{k}} = \sum_{\mathbf{k}'} V_{\mathbf{k}\mathbf{k}'} \frac{\Delta_{\mathbf{k}'}}{2\delta_{\mathbf{k}'}} (n_F(E^+) - n_F(E^-)), \quad (\text{A6})$$

where n_F is the Fermi distribution. In the case of multiband superconductors with interband scattering but only intraband pairing, this formula is generalized to

$$\Delta_{\mathbf{k}}^{\alpha} = \sum_{\mathbf{k}'} V_{\mathbf{k}\mathbf{k}'}^{\alpha\beta} \frac{\Delta_{\mathbf{k}'}}{2\delta_{\mathbf{k}'}} (n_F(E_{\beta}^+) - n_F(E_{\beta}^-)). \quad (\text{A7})$$

Appendix B: Simplifying the polarization bubbles

In this appendix we give some further detail on how the formulas given in Eq. 18 - 20 can be simplified,

including how the contained sums over Matsubara frequencies are calculated. After explaining this in the general case, further simplifications are made for the specific case of competing s - and d -wave order discussed in Sec. III to obtain simple equations for the collective mode spectrum.

1. In general

The fluctuations $\Delta^{\mu,x/y}$ are coupled to the Green's function [Eq. (14)] via a vertex of the form $\tau^{1/2}$. The photon vertex [Eq. (13)] contains $\tau^{0,3}$, which means that the terms in Eqs. (18)-(20) are all possible Matsubara sums of the form,

$$\begin{aligned} D_{ab} &= \frac{1}{\beta} \sum_n \frac{1}{[(i\Omega + i\omega'_n)^2 - \delta_{\mathbf{k}}^2][(i\omega'_n)^2 - \delta_{\mathbf{k}}^2]} \\ &\times \text{Tr} \left[\tau_a [(i\omega' + i\Omega)\tau_0 + \bar{\xi}_{\mathbf{k}}\tau_3 + \Delta_{\mathbf{k}}\tau_1 - \Delta_{\mathbf{k}}^I\tau_2] \right. \\ &\quad \left. \times \tau_b [i\omega'_n\tau_0 + \bar{\xi}_{\mathbf{k}}\tau_3 + \Delta_{\mathbf{k}}^R\tau_1 - \Delta_{\mathbf{k}}^I\tau_2] \right], \end{aligned} \quad (\text{B1})$$

where the trace is taken over the Nambu indices and $i\omega'_n = i\omega_n - \xi_{\mathbf{k}}'$. Since only τ_0 has a non-zero trace, only the terms $\propto \tau_0$ contribute to the trace with a factor of 2. Furthermore, the following Matsubara sums can be calculated with the residue theorem:

$$\frac{1}{\beta} \sum_n \frac{2(i\omega'_n)^2}{[(i\Omega + i\omega'_n)^2 - \delta_{\mathbf{k}}^2][(i\omega'_n)^2 - \delta_{\mathbf{k}}^2]} = \frac{(i\Omega)^2 - 2\delta_{\mathbf{k}}^2}{\delta_{\mathbf{k}} [(i\Omega)^2 - 4\delta_{\mathbf{k}}^2]}, \quad (\text{B2})$$

$$\frac{1}{\beta} \sum_n \frac{2i\omega'_n}{[(i\Omega + i\omega'_n)^2 - \delta_{\mathbf{k}}^2][(i\omega'_n)^2 - \delta_{\mathbf{k}}^2]} = \frac{-i\Omega}{\delta_{\mathbf{k}} [(i\Omega)^2 - 4\delta_{\mathbf{k}}^2]}, \quad (\text{B3})$$

$$\frac{1}{\beta} \sum_n \frac{2}{[(i\Omega + i\omega'_n)^2 - \delta_{\mathbf{k}}^2][(i\omega'_n)^2 - \delta_{\mathbf{k}}^2]} = \frac{2}{\delta_{\mathbf{k}} [(i\Omega)^2 - 4\delta_{\mathbf{k}}^2]}. \quad (\text{B4})$$

Applying this to Eqs. (18)-(20) yields Eqs. (21)-(23) in the main text.

2. For competing s - and d -wave pairing

With the s - and d -wave pairing channels, we can put Eq. (22) into an explicit matrix form, using the fact that the gap is of the $s + id$ type:

$$\Pi = -2 \begin{pmatrix} 2\Delta_d^2 I[\varphi_d^4] + 2I[\bar{\xi}^2 \varphi_d^2] & 2I[(\bar{\xi}^2 + \Delta_d^2 \varphi_d^2) \varphi_d] & -i(i\Omega)I[\bar{\xi} \varphi_d^2] + 2\Delta_s \Delta_d I[\varphi_d] & +2\Delta_s \Delta_d I[\varphi_d^2] - i(i\Omega)I[\bar{\xi} \varphi_d] \\ 2I[(\bar{\xi}^2 + \Delta_d^2 \varphi_d^2) \varphi_d] & 2\Delta_d^2 I[\varphi_d^2] + 2I[\bar{\xi}^2] & +2\Delta_s \Delta_d I[\varphi_d^2] - i(i\Omega)I[\bar{\xi} \varphi_d] & -i(i\Omega)I[\bar{\xi}] + 2\Delta_s \Delta_d I[\varphi_d] \\ i(i\Omega)I[\bar{\xi} \varphi_d^2] + 2\Delta_s \Delta_d I[\varphi_d^3] & 2\Delta_d \Delta_s I[\varphi_d^2] + i(i\Omega)I[\bar{\xi} \varphi_d] & 2\Delta_s^2 I[\varphi_d^2] + 2I[\varphi_d^2 \bar{\xi}^2] & 2I[(\bar{\xi}^2 + \eta_s^2) \varphi_d] \\ +2\Delta_s \Delta_d I[\varphi_d^2] + i(i\Omega)I[\bar{\xi} \varphi_d] & i(i\Omega)I[\bar{\xi}] + 2\Delta_s \Delta_d I[\varphi_d] & 2I[(\bar{\xi}^2 + \Delta_s^2) \varphi_d] & 2\eta_s^2 I[1] + 2I[\bar{\xi}^2] \end{pmatrix}. \quad (\text{B5})$$

This expression can be simplified when considering the square lattice model at half filling. Neglecting also the effect of the supercurrent given by \mathbf{q} , any integral containing an odd power of $\bar{\xi}$ or φ_d vanishes. Furthermore, the self-consistent conditions [Eq. (39)] can be used to simplify several terms:

$$I[(i\Omega)^2 - 4\delta_{\mathbf{k}}^2] = \sum_{\mathbf{k}} \frac{n_F(E^+) - n_F(E^-)}{\delta_{\mathbf{k}}} \quad (\text{B6})$$

$$\stackrel{!}{=} \frac{2}{V_s},$$

$$I[\varphi_d^2((i\Omega)^2 - 4\delta_{\mathbf{k}}^2)] = \sum_{\mathbf{k}} \varphi_d^2 \frac{n_F(E^+) - n_F(E^-)}{\delta_{\mathbf{k}}} \quad (\text{B7})$$

$$\equiv L_d \stackrel{!}{=} \frac{2}{V_d}.$$

Since the self-consistency equation for each gap component only holds while the component is non-zero, the condition (B7) can only be used once the system is in

the $s + id$ phase. Before that, one simply has to insert L_d instead of $\frac{2}{V_d}$.

$$I[\varphi_d^2(\bar{\xi}^2 + \Delta_d^2 \varphi_d^2)] = I[\varphi_d^2(\delta_{\mathbf{k}}^2 - \Delta_s^2)] \quad (\text{B8})$$

$$= -\Delta_s^2 I[\varphi_d^2] + \frac{(i\Omega)^2}{4} I[\varphi_d^2] - \frac{1}{2V_d},$$

$$I[\bar{\xi}^2 + \Delta_d^2 \varphi_d^2] = I[\delta_{\mathbf{k}}^2 - \Delta_s^2] \quad (\text{B9})$$

$$= -\Delta_s^2 I[1] + \frac{(i\Omega)^2}{4} I[1] - \frac{1}{2V_s},$$

$$I[\varphi_d^2(\bar{\xi}^2 + \Delta_s^2)] = I[\varphi_d^2(\delta_{\mathbf{k}}^2 - \Delta_d^2 \varphi_d^2)] \quad (\text{B10})$$

$$= -\Delta_d^2 I[\varphi_d^4] + \frac{(i\Omega)^2}{4} I[\varphi_d^2] - \frac{1}{2V_d},$$

$$I[\bar{\xi}^2 + \Delta_s^2] = I[\delta_{\mathbf{k}}^2 - \Delta_d^2 \varphi_d^2] \quad (\text{B11})$$

$$= -\Delta_d^2 I[\varphi_d^2] + \frac{(i\Omega)^2}{4} I[1] - \frac{1}{2V_s}.$$

For the s -wave phase, this leads to a diagonal effective coupling matrix. Defining $I_n \equiv I[\varphi_d^n]$:

$$V_{\text{eff}}^{-1} = \begin{pmatrix} \frac{1}{V_d} - L_d + \left(\frac{(i\Omega)^2}{2} - 2\Delta_s^2\right) I_2 & 0 & 0 & 0 \\ 0 & \left(\frac{(i\Omega)^2}{2} - 2\Delta_s^2\right) I_0 & 0 & 0 \\ 0 & 0 & \frac{1}{V_d} - L_d + \frac{(i\Omega)^2}{2} I_2 & 0 \\ 0 & 0 & 0 & \frac{(i\Omega)^2}{2} I_0 \end{pmatrix}. \quad (\text{B12})$$

This decouples the mode condition (26) into four separate equations, for each of the four components of the above matrix to be zero. The last component, corresponding to is -fluctuations, is zero for $\Omega = 0$, which yields the expected Nambu-Goldstone mode. The third component defines the equation for the BS mode:

$$\frac{1}{V_d} - L_d + \frac{(i\Omega)^2}{2} I_2 = 0, \quad (\text{B13})$$

while the other two components have no sub-gap solution. Once Δ_d becomes non-zero, the coupling matrix takes the form,

$$V_{\text{eff}}^{-1} = \begin{pmatrix} \left(\frac{(i\Omega)^2}{2} - 2\Delta_s^2\right) I_2 & 0 & 0 & 2\Delta_s \Delta_d I_2 \\ 0 & \left(\frac{(i\Omega)^2}{2} - 2\Delta_s^2\right) I_0 & 2\Delta_s \Delta_d I_2 & 0 \\ 0 & 2\Delta_s \Delta_d I_2 & \frac{(i\Omega)^2}{2} I_2 - 2\Delta_d^2 I_4 & 0 \\ 2\Delta_s \Delta_d I_2 & 0 & 0 & \frac{(i\Omega)^2}{2} I_0 - 2\Delta_d^2 I_2 \end{pmatrix}. \quad (\text{B14})$$

This time, the mode condition decouples into two equations. The first one, containing the s - and id -

fluctuations, gives rise to the MSBS mode:

$$I_0 \left(\frac{(i\Omega)^2}{2} - 2\Delta_s^2 \right) \left(\frac{(i\Omega)^2}{2} I_0 - 2\Delta_d^2 I_4 \right) - 4\eta_s^2 \Delta_d^2 (I_2)^2 = 0. \quad (\text{B15})$$

While the second equation, governing the i - and d -fluctuations, contains the NG mode, which can again be seen from the fact that $i\Omega = 0$ is always a solution,

$$I_2 \left(\frac{(i\Omega)^2}{2} - 2\Delta_s^2 \right) \left(\frac{(i\Omega)^2}{2} I_0 - 2\Delta_d^2 I_2 \right) - 4\Delta_s^2 \Delta_d^2 (I_2)^2 = 0 \quad (\text{B16})$$

$$\Leftrightarrow \frac{(i\Omega)^4}{4} I_2 I_0 - (i\Omega)^2 (\Delta_s^2 I_2 I_0 + \Delta_d^2 (I_2)^2) = 0. \quad (\text{B17})$$

where $E_{\mathbf{k}}^{\text{eq}}$ and $t_{\mathbf{k}}^{\text{eq}}$ are defined as

the gap functions,

$$\Delta_s^{\text{eq}} = -\frac{V_s}{N} \sum_{\mathbf{k}} \langle c_{\mathbf{k},\uparrow}^\dagger c_{-\mathbf{k},\downarrow}^\dagger \rangle, \quad (\text{C1})$$

$$\Delta_d^{\text{eq}} = -\frac{V_d}{N} \sum_{\mathbf{k}} \varphi_d(\mathbf{k}) \langle c_{\mathbf{k},\uparrow}^\dagger c_{-\mathbf{k},\downarrow}^\dagger \rangle, \quad (\text{C2})$$

satisfy the self consistent relation,

$$\begin{pmatrix} \Delta_s^{\text{eq}} \\ \Delta_d^{\text{eq}} \end{pmatrix} = \begin{pmatrix} -\frac{V_s}{2N} \sum_{\mathbf{k}} \frac{t_{\mathbf{k}}^{\text{eq}}}{E_{\mathbf{k}}^{\text{eq}}} & -\frac{V_s}{2N} \sum_{\mathbf{k}} \frac{\varphi_d(\mathbf{k}) t_{\mathbf{k}}^{\text{eq}}}{E_{\mathbf{k}}^{\text{eq}}} \\ -\frac{V_d}{2N} \sum_{\mathbf{k}} \frac{\varphi_d(\mathbf{k}) t_{\mathbf{k}}^{\text{eq}}}{E_{\mathbf{k}}^{\text{eq}}} & -\frac{V_d}{2N} \sum_{\mathbf{k}} \frac{\varphi_d(\mathbf{k})^2 t_{\mathbf{k}}^{\text{eq}}}{E_{\mathbf{k}}^{\text{eq}}} \end{pmatrix} \begin{pmatrix} \Delta_s^{\text{eq}} \\ \Delta_d^{\text{eq}} \end{pmatrix}, \quad (\text{C3})$$

$$E_{\mathbf{k}}^{\text{eq}} := \sqrt{\xi_{\mathbf{k}}^2 + |\Delta_s^{\text{eq}}|^2 + \varphi_d(\mathbf{k})^2 |\Delta_d^{\text{eq}}|^2}, \quad (\text{C4})$$

$$t_{\mathbf{k}}^{\text{eq}} := \tanh(\beta E_{\mathbf{k}}^{\text{eq}}/2). \quad (\text{C5})$$

We solve Eq. (C3) under the assumption that the $s + d$ solution is unstable [43]. There are three types of non-trivial solutions: pure- s , pure- d , and $s + id$. Figure 22 shows the equilibrium phase diagram. We will later show the results of the quench dynamics for the set of parameters, $(V_s, V_d) = (-5, -6)$, $(-5, -10)$ (marked by red and blue crosses in Fig. 22), which correspond to the pure- s and $s + id$ phases, respectively.

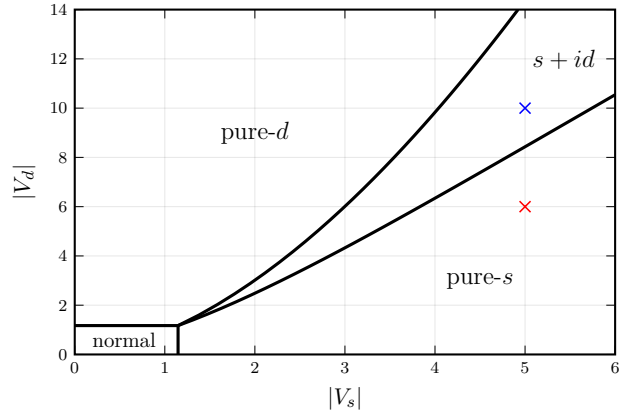


FIG. 22. Equilibrium phase diagram of the one-band model with the s - and d -wave pairing interactions studied in Sec. III A. There are three superconducting phases (pure- s , pure- d , and $s + id$) as well as the normal state. The red and blue markers represent $(V_s, V_d) = (-5, -6)$ and $(-5, -10)$, used in the simulation later. The parameters are $\mu = 0$, $t = 1$, and $T = 0.05$.

Appendix C: Quench dynamics in the one-band model with s - and d -wave pairing interactions

In this Appendix, we discuss the quench dynamics of collective modes in the one-band model with the s -wave and d -wave pairing interactions which has been studied in Sec. III A. As shown in Table I, the BS and MSBS modes show undamped oscillations with frequency below the energy gap, while the Higgs mode shows damped oscillations with frequency corresponding to the gap. In order to understand these behaviors, we also perform the linearized analysis.

We adopt two methods for the quench simulation: The first one is a “ Δ -quench”, in which a small fluctuation from equilibrium is introduced in the initial gap function, and then we let the system evolve from the corresponding initial state. The second method is a “ V -quench”, in which the interaction parameters V_s and V_d are suddenly changed. We use both methods here, since it seems impossible to induce the BS mode in the pure s -wave phase by the V -quench, and so is it to discuss the damping behavior based on the linearized analysis for the Δ -quench. We confirm that the oscillation behavior of the Higgs and MSBS modes are consistent between these two quench methods.

TABLE I. Characteristics of the collective modes in the one-band model with the s - and d -wave pairing interactions studied in Sec. III A.

mode	ground state	fluctuation	asymptotics	frequency
Higgs	pure- s	Δ_s	damped	on the gap
BS	pure- s	Δ_d	undamped	below the gap
MSBS	$s + id$	Δ_s, Δ_d	undamped	below the gap

1. Equilibrium phase diagram

We briefly review the equilibrium phase diagram of the one-band model. In the mean-field approximation,

2. The dynamics of collective modes

a. Δ -quench

We first show the numerical results for the Δ -quench, which consists of three steps: (i) The equilibrium gap

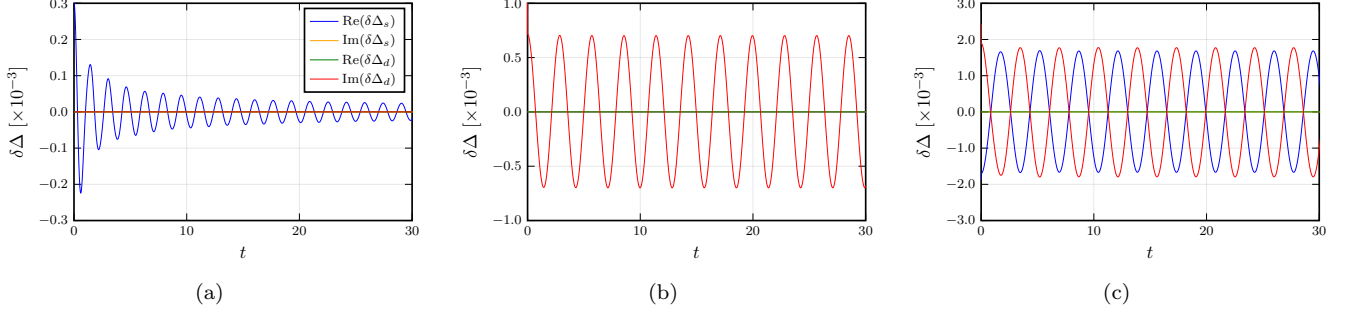


FIG. 23. Order-parameter variations after the Δ -quench in the one-band model with the s - and d -wave pairing interactions studied in Sec. III A. Each panel shows the real and imaginary parts of $\delta\Delta_s$ and $\delta\Delta_d$. [(a), (b)] The pure s -wave phase with $V_s = -5, V_d = -6$ and the quench parameters given by (a) $\delta\Delta_s^i = 0.001, \delta\Delta_d^i = 0$ and (b) $\delta\Delta_s^i = 0, \delta\Delta_d^i = 0.001i$. (c) The $s + id$ -wave phase with $V_s = -5, V_d = -10$ and the quench parameters given by $\delta\Delta_s^i = 0, \delta\Delta_d^i = 0.001i$. The other parameters are $\mu = 0, t = 1$, and $T = 0.05$. Note that the curves that do not oscillate are overlapped with the horizontal axis ($\delta\Delta = 0$).

functions are calculated for a set of given interaction parameters V_s and V_d . (ii) Small shifts ($\Delta_s \rightarrow \Delta_s + \delta\Delta_s^i, \Delta_d \rightarrow \Delta_d + \delta\Delta_d^i$) are introduced in the initial values of the gap functions. (iii) The time evolution of the gap functions is numerically calculated from those initial conditions by the fourth-order Runge-Kutta (RK4) method.

Figure 23 shows typical oscillation dynamics of the gap functions induced by the Δ -quench. In order to focus on the fluctuations, the offset (the center of the oscillations) is subtracted. The panels (a)-(b) and (c) correspond to the results for the pure s -wave phase ($V_s = -5, V_d = -6$) and the $s + id$ -wave phase ($V_s = -5, V_d = -10$), respectively. The initial displacements are $\delta\Delta_s^i = 0.001, \delta\Delta_d^i = 0$ in (a), and $\delta\Delta_s^i = 0, \delta\Delta_d^i = 0.001i$ in (b) and (c). In (a), the dominant component is $\text{Re}(\delta\Delta_s)$, which exhibits a damped oscillation corresponding to the Higgs mode. In (b), the dominant component is $\text{Im}(\delta\Delta_d)$, which oscillates permanently and corresponds to the BS mode. In (c), $\text{Re}(\delta\Delta_s)$ and $\text{Im}(\delta\Delta_d)$ oscillate in opposite phases, corresponding to the MSBS mode. These results suggest that the Higgs mode is damped, while the BS and MSBS modes are undamped.

b. V -quench

We next show the results for the V -quench, which consists of three steps: (i) The equilibrium gap functions are calculated for a set of given interaction parameters V_s, V_d . (ii) The interaction parameters V_s, V_d are suddenly changed at $t = 0$. (iii) The time evolution of the gap functions is numerically calculated by the RK4 method.

Figure 24 shows typical oscillation dynamics of the gap functions induced by the V -quench. The panels (a) and (b) correspond to the pure s -wave phase ($V_s = -5, V_d = -6$) and the $s + id$ -wave phase ($V_s =$

$-5, V_d = -10$), respectively. The interaction parameters are quenched by a factor of 1.001. Each graph shows the real and imaginary parts of $\delta\Delta_s$ and $\delta\Delta_d$. In (a), the dominant component is $\text{Re}(\delta\Delta_s)$, which shows a damped oscillation and represents the Higgs mode. In (b), $\text{Re}(\delta\Delta_s)$ and $\text{Im}(\delta\Delta_d)$ oscillate in opposite phases without damping, corresponding to the MSBS mode. Again, these results are consistent with the previous observation that the Higgs mode is damped and the MSBS modes is undamped.

We can also extract a more precise form of the oscillations. The results in Fig. 24a indicate that the Higgs mode shows a $1/\sqrt{t}$ decay with frequency $\omega = 3.9 \pm 0.1$ ($\approx 2\Delta_s^{\text{eq}}$), which is consistent with Fig. 23a. The results in Fig. 24b show that the MSBS mode shows the undamped oscillation with frequency $\omega = 1.8 \pm 0.1$, which is also consistent with Fig. 23c. The frequency of each mode is summarized in Fig. 25.

3. Analytical evaluation of the collective-mode frequencies

The numerical simulation suggests that the Higgs mode shows the damped oscillation with the frequency being equal to the superconducting gap, and the BS and MSBS modes show the undamped oscillations with the frequency below the gap. This behavior can be understood from the linearized equation of motion analytically [45].

Here, we define Anderson's pseudospins [7] as

$$\sigma_{\mathbf{k}}^\alpha(t) := \frac{1}{2} \langle \psi_{\mathbf{k}}^\dagger \tau_\alpha \psi_{\mathbf{k}} \rangle. \quad (\text{C6})$$

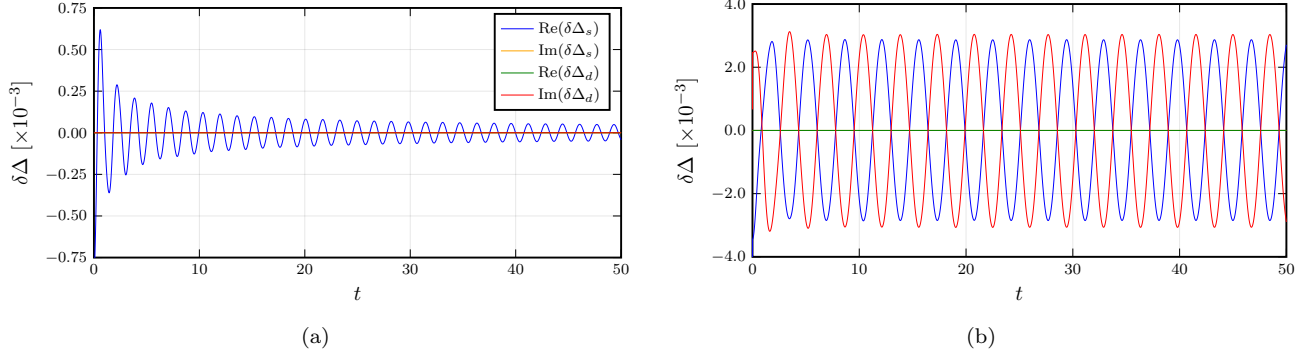


FIG. 24. Order-parameter variations after the V -quench in the one-band model with the s - and d -wave pairing interactions studied in Sec. III A. Each graph shows the real and imaginary parts of $\delta\Delta_s$ and $\delta\Delta_d$. (a) The pure s -wave phase with $V_s = -5, V_d = -6$. (b) The $s + id$ -wave phase with $V_s = -5, V_d = -10$. The interaction parameters are quenched as $V_s \rightarrow 1.001 \times V_s$ and $V_d \rightarrow 1.001 \times V_d$. The other parameters are $\mu = 0, t = 1$, and $T = 0.05$. Note that the curves that do not oscillate are overlapped with the horizontal axis ($\delta\Delta = 0$).

Then, the gap functions can be written as

$$\Delta_s(t) = -\frac{V_s}{N} \sum_{\mathbf{k}} (\sigma_{\mathbf{k}}^x(t) + i\sigma_{\mathbf{k}}^y(t)), \quad (\text{C7})$$

$$\Delta_d(t) = -\frac{V_d}{N} \sum_{\mathbf{k}} \varphi_d(\mathbf{k}) (\sigma_{\mathbf{k}}^x(t) + i\sigma_{\mathbf{k}}^y(t)). \quad (\text{C8})$$

In order to calculate the frequency of the collective modes, we assume that the displacement from the equilibrium solution is small enough so that we can linearize the equation of motion with respect to the variation for each quantity from the equilibrium one. The pseudospin $\sigma_{\mathbf{k}}^\alpha(t)$ and the gap function $\Delta_\mu(t)$ are expanded as

$$\sigma_{\mathbf{k}}^\alpha(t) = \sigma_{\mathbf{k},\text{eq}}^\alpha + \delta\sigma_{\mathbf{k}}^\alpha(t) \quad (\alpha = x, y, z), \quad (\text{C9})$$

$$\Delta_\mu(t) = \Delta_\mu^{\text{eq}} + \delta\Delta_\mu(t) \quad (\mu = s, d). \quad (\text{C10})$$

Here, $\sigma_{\mathbf{k},\text{eq}}^\alpha$ and Δ_μ^{eq} are the equilibrium solutions. We substitute Eqs. (C9) and (C10) into the Bloch equation for the pseudospins [45],

$$\partial_t \begin{pmatrix} \sigma_{\mathbf{k}}^x(t) \\ \sigma_{\mathbf{k}}^y(t) \\ \sigma_{\mathbf{k}}^z(t) \end{pmatrix} = 2 \begin{pmatrix} -\xi_{\mathbf{k}} \sigma_{\mathbf{k}}^y(t) - \Delta_{\mathbf{k}}''(t) \sigma_{\mathbf{k}}^z(t) \\ \xi_{\mathbf{k}} \sigma_{\mathbf{k}}^x(t) + \Delta_{\mathbf{k}}'(t) \sigma_{\mathbf{k}}^z(t) \\ -\Delta_{\mathbf{k}}'(t) \sigma_{\mathbf{k}}^y(t) + \Delta_{\mathbf{k}}''(t) \sigma_{\mathbf{k}}^x(t) \end{pmatrix}. \quad (\text{C11})$$

Ignoring the second-order terms in displacement and performing the Fourier transformation, the Bloch equation becomes

$$\begin{pmatrix} \delta\tilde{\sigma}_{\mathbf{k}}^x(\omega) \\ \delta\tilde{\sigma}_{\mathbf{k}}^y(\omega) \\ \delta\tilde{\sigma}_{\mathbf{k}}^z(\omega) \end{pmatrix} = \frac{t_{\mathbf{k}}^{\text{eq}}/E_{\mathbf{k}}^{\text{eq}}}{4(E_{\mathbf{k}}^{\text{eq}})^2 - \omega^2} \begin{pmatrix} 2[\xi_{\mathbf{k}}^2 + \Delta_{\mathbf{k},\text{eq}}'^2] \delta\tilde{\Delta}_{\mathbf{k}}'(\omega) - [i\omega\xi_{\mathbf{k}} + 2\Delta_{\mathbf{k},\text{eq}}' \Delta_{\mathbf{k},\text{eq}}''] \delta\tilde{\Delta}_{\mathbf{k}}''(\omega) \\ [i\omega\xi_{\mathbf{k}} - 2\Delta_{\mathbf{k},\text{eq}}' \Delta_{\mathbf{k},\text{eq}}''] \delta\tilde{\Delta}_{\mathbf{k}}'(\omega) + 2[\xi_{\mathbf{k}}^2 + \Delta_{\mathbf{k},\text{eq}}'^2] \delta\tilde{\Delta}_{\mathbf{k}}''(\omega) \\ [i\omega\Delta_{\mathbf{k},\text{eq}}'' - 2\xi_{\mathbf{k}} \Delta_{\mathbf{k},\text{eq}}'] \delta\tilde{\Delta}_{\mathbf{k}}'(\omega) - [i\omega\Delta_{\mathbf{k},\text{eq}}' - 2\xi_{\mathbf{k}} \Delta_{\mathbf{k},\text{eq}}''] \delta\tilde{\Delta}_{\mathbf{k}}''(\omega) \end{pmatrix}. \quad (\text{C12})$$

In order to explain the behavior observed in the numerical simulations, we assume that the relative phase between $\Delta_s(t)$ and $\Delta_d(t)$ is always $\pi/2$. We can choose a gauge such that the s -wave components (Δ_s^{eq} and $\delta\Delta_s(t)$) are real, and the d -wave components are imaginary. In the following, we redefine Δ_d^{eq} and $\delta\Delta_d(t)$ as the imaginary part of the corresponding quantities. In other words, Δ_s, Δ_d and $\Delta_{\mathbf{k}}$ satisfy the following relations:

$$\Delta_{\mathbf{k},\text{eq}}' = \Delta_s^{\text{eq}}, \quad \Delta_{\mathbf{k},\text{eq}}'' = \varphi_d(\mathbf{k}) \Delta_d^{\text{eq}}, \quad (\text{C13})$$

$$\delta\Delta_{\mathbf{k}}'(t) = \delta\Delta_s(t), \quad \delta\Delta_{\mathbf{k}}''(t) = \varphi_d(\mathbf{k}) \delta\Delta_d(t). \quad (\text{C14})$$

Using these relations, the linearized Bloch equation becomes

$$\begin{pmatrix} \delta\tilde{\sigma}_{\mathbf{k}}^x(\omega) \\ \delta\tilde{\sigma}_{\mathbf{k}}^y(\omega) \\ \delta\tilde{\sigma}_{\mathbf{k}}^z(\omega) \end{pmatrix} = \frac{t_{\mathbf{k}}^{\text{eq}}/E_{\mathbf{k}}^{\text{eq}}}{4(E_{\mathbf{k}}^{\text{eq}})^2 - \omega^2} \begin{pmatrix} 2[\xi_{\mathbf{k}}^2 + \varphi_d(\mathbf{k})^2 (\Delta_d^{\text{eq}})^2] \delta\tilde{\Delta}_s(\omega) - [i\omega\xi_{\mathbf{k}} + 2\varphi_d(\mathbf{k}) \Delta_s^{\text{eq}} \Delta_d^{\text{eq}}] \varphi_d(\mathbf{k}) \delta\tilde{\Delta}_d(\omega) \\ [i\omega\xi_{\mathbf{k}} - 2\varphi_d(\mathbf{k}) \Delta_s^{\text{eq}} \Delta_d^{\text{eq}}] \delta\tilde{\Delta}_s(\omega) + 2[\xi_{\mathbf{k}}^2 + (\Delta_s^{\text{eq}})^2] \varphi_d(\mathbf{k}) \delta\tilde{\Delta}_d(\omega) \\ [i\omega\varphi_d(\mathbf{k}) \Delta_d^{\text{eq}} - 2\xi_{\mathbf{k}} \Delta_s^{\text{eq}}] \delta\tilde{\Delta}_s(\omega) - [i\omega\Delta_s^{\text{eq}} - 2\xi_{\mathbf{k}} \varphi_d(\mathbf{k}) \Delta_d^{\text{eq}}] \varphi_d(\mathbf{k}) \delta\tilde{\Delta}_d(\omega) \end{pmatrix}. \quad (\text{C15})$$

Using the gap equation (i.e., the Fourier transformed version of Eq. (C8)), we finally obtain

$$\begin{pmatrix} 0 \\ 0 \end{pmatrix} = \begin{pmatrix} 1 + \frac{V_s}{N} \sum_{\mathbf{k}} \frac{2t_{\mathbf{k}}^{\text{eq}}/E_{\mathbf{k}}^{\text{eq}}}{4(E_{\mathbf{k}}^{\text{eq}})^2 - \omega^2} \left[\xi_{\mathbf{k}}^2 + \varphi_d(\mathbf{k})^2 (\Delta_d^{\text{eq}})^2 \right] & -\frac{V_s}{N} \sum_{\mathbf{k}} \frac{2\varphi_d(\mathbf{k})^2 t_{\mathbf{k}}^{\text{eq}}/E_{\mathbf{k}}^{\text{eq}}}{4(E_{\mathbf{k}}^{\text{eq}})^2 - \omega^2} \Delta_s^{\text{eq}} \Delta_d^{\text{eq}} \\ -\frac{V_d}{N} \sum_{\mathbf{k}} \frac{2\varphi_d(\mathbf{k})^2 t_{\mathbf{k}}^{\text{eq}}/E_{\mathbf{k}}^{\text{eq}}}{4(E_{\mathbf{k}}^{\text{eq}})^2 - \omega^2} \Delta_s^{\text{eq}} \Delta_d^{\text{eq}} & 1 + \frac{V_d}{N} \sum_{\mathbf{k}} \frac{2\varphi_d(\mathbf{k})^2 t_{\mathbf{k}}^{\text{eq}}/E_{\mathbf{k}}^{\text{eq}}}{4(E_{\mathbf{k}}^{\text{eq}})^2 - \omega^2} \left[\xi_{\mathbf{k}}^2 + (\Delta_s^{\text{eq}})^2 \right] \end{pmatrix} \begin{pmatrix} \delta\tilde{\Delta}_s(\omega) \\ \delta\tilde{\Delta}_d(\omega) \end{pmatrix}. \quad (\text{C16})$$

From Eq. (C16), we can calculate each mode's frequency. The following calculation is classified into two cases, the pure s -wave phase and $s + id$ -wave phase.

a. Pure s -wave phase

In the pure s -wave phase, $\Delta_d^{\text{eq}} = 0$. From the equilibrium gap equation (C3), we have $1 = -\frac{V_s}{2N} \sum_{\mathbf{k}} \frac{t_{\mathbf{k}}^{\text{eq}}}{E_{\mathbf{k}}^{\text{eq}}}$, with which Eq. (C16) becomes

$$\begin{pmatrix} 0 \\ 0 \end{pmatrix} = \begin{pmatrix} -V_s C(\omega) & 0 \\ 0 & 1 + V_d D(\omega) \end{pmatrix} \begin{pmatrix} \delta\tilde{\Delta}_s(\omega) \\ \delta\tilde{\Delta}_d(\omega) \end{pmatrix}. \quad (\text{C17})$$

Here, the functions $C(\omega)$ and $D(\omega)$ are defined as

$$C(\omega) := \frac{1}{2N} \sum_{\mathbf{k}} \frac{t_{\mathbf{k}}^{\text{eq}}/E_{\mathbf{k}}^{\text{eq}}}{4(E_{\mathbf{k}}^{\text{eq}})^2 - \omega^2} \left[4(\Delta_s^{\text{eq}})^2 - \omega^2 \right], \quad (\text{C18})$$

$$D(\omega) := \frac{1}{N} \sum_{\mathbf{k}} \frac{2\varphi_d(\mathbf{k})^2 t_{\mathbf{k}}^{\text{eq}} E_{\mathbf{k}}^{\text{eq}}}{4(E_{\mathbf{k}}^{\text{eq}})^2 - \omega^2}. \quad (\text{C19})$$

In order to have non-trivial solutions in Eq. (C17), at least one of the diagonal components must be zero. These two solutions correspond to the Higgs and BS modes.

From the upper left component, an equation

$$C(\omega) = 0 \quad (\text{C20})$$

is obtained. This equation has a solution $\omega = 2\Delta_s^{\text{eq}}$, where the derivative $\frac{dC(\omega)}{d\omega}$ diverges. There is no other solution in the range of $0 < \omega < 2\Delta_s^{\text{eq}}$. This frequency corresponds to that of the Higgs mode.

From the lower right component, an equation

$$D(\omega) = -1/V_d \quad (\text{C21})$$

is obtained. In the range of $0 < \omega < 2\Delta_s^{\text{eq}}$, the derivative $\frac{dD}{d\omega}$ is positive. It is not difficult to show that $D(0) < -1/V_d$ and $\lim_{\omega \rightarrow 2\Delta_s^{\text{eq}}} D(\omega) = +\infty$. Therefore, Eq. (C21) has a unique solution in $0 < \omega < 2\Delta_s^{\text{eq}}$. Here, $D(\omega)$ crosses $-1/V_d$ with a finite gradient. This frequency corresponds to that of the BS mode.

b. $s + id$ -wave phase

In the $s + id$ -wave phase, we obtain $1 = -\frac{V_s}{2N} \sum_{\mathbf{k}} \frac{t_{\mathbf{k}}^{\text{eq}}}{E_{\mathbf{k}}^{\text{eq}}}$ and $1 = -\frac{V_d}{2N} \sum_{\mathbf{k}} \frac{\varphi_d(\mathbf{k})^2 t_{\mathbf{k}}^{\text{eq}}}{E_{\mathbf{k}}^{\text{eq}}}$ from the equilibrium gap

equation (C3), with which Eq. (C16) becomes

$$\begin{pmatrix} 0 \\ 0 \end{pmatrix} = A(-i\omega) \begin{pmatrix} \delta\tilde{\Delta}_s(\omega) \\ \delta\tilde{\Delta}_d(\omega) \end{pmatrix}. \quad (\text{C22})$$

Here, the matrix $A(s)$ is defined as

$$A(s) = \begin{pmatrix} A_{11}(s) & A_{12}(s) \\ A_{21}(s) & A_{22}(s) \end{pmatrix}, \quad (\text{C23})$$

$$A_{11}(s) = \frac{-V_s}{2N} \sum_{\mathbf{k}} \frac{t_{\mathbf{k}}^{\text{eq}}/E_{\mathbf{k}}^{\text{eq}}}{4(E_{\mathbf{k}}^{\text{eq}})^2 + s^2} \left[4(\Delta_s^{\text{eq}})^2 + s^2 \right], \quad (\text{C24})$$

$$A_{12}(s) = \frac{-V_s}{2N} \sum_{\mathbf{k}} \frac{4\varphi_d(\mathbf{k})^2 t_{\mathbf{k}}^{\text{eq}}/E_{\mathbf{k}}^{\text{eq}}}{4(E_{\mathbf{k}}^{\text{eq}})^2 + s^2} \Delta_s^{\text{eq}} \Delta_d^{\text{eq}}, \quad (\text{C25})$$

$$A_{21}(s) = \frac{-V_d}{2N} \sum_{\mathbf{k}} \frac{4\varphi_d(\mathbf{k})^2 t_{\mathbf{k}}^{\text{eq}}/E_{\mathbf{k}}^{\text{eq}}}{4(E_{\mathbf{k}}^{\text{eq}})^2 + s^2} \Delta_s^{\text{eq}} \Delta_d^{\text{eq}}, \quad (\text{C26})$$

$$A_{22}(s) = \frac{-V_d}{2N} \sum_{\mathbf{k}} \frac{\varphi_d(\mathbf{k})^2 t_{\mathbf{k}}^{\text{eq}}/E_{\mathbf{k}}^{\text{eq}}}{4(E_{\mathbf{k}}^{\text{eq}})^2 + s^2} \left[4\varphi_d(\mathbf{k})^2 (\Delta_d^{\text{eq}})^2 + s^2 \right]. \quad (\text{C27})$$

In order for this equation to have non-trivial solutions,

$$\det A(-i\omega) = 0 \quad (\text{C28})$$

must be satisfied. In the range of $0 < \omega < 2\Delta_s^{\text{eq}}$, the derivative $\frac{d}{d\omega} [\det A(-i\omega)]$ is negative. We can show $\det A(0) > 0$ and $\det A(-2i\Delta_s^{\text{eq}}) < 0$, using the Cauchy-Schwarz inequality. Therefore, Eq. (C28) has a unique solution in $0 < \omega < 2\Delta_s^{\text{eq}}$. Here, $\det A(-i\omega)$ crosses zero with a finite gradient. This frequency corresponds to that of the MSBS mode.

Figure 25 shows the frequency of the Higgs, BS, and MSBS modes for $V_s = -5$. The red lines represent the analytical results, and the blue markers show the numerical results extracted from the quench simulations for several value of V_d . The dashed black line represents the minimum gap ($\min_{\mathbf{k}} \Delta_{\mathbf{k}}^{\text{eq}} = \Delta_s^{\text{eq}}$). We find that the analytical and numerical results are consistent with each other.

4. Undamped behavior of the collective modes

Both the Δ -quench and V -quench results suggest that the MSBS mode is undamped. This behavior can also be understood analytically in the infinitesimal V -quench picture. Here, we use the Laplace transformation instead of the Fourier transformation to discuss

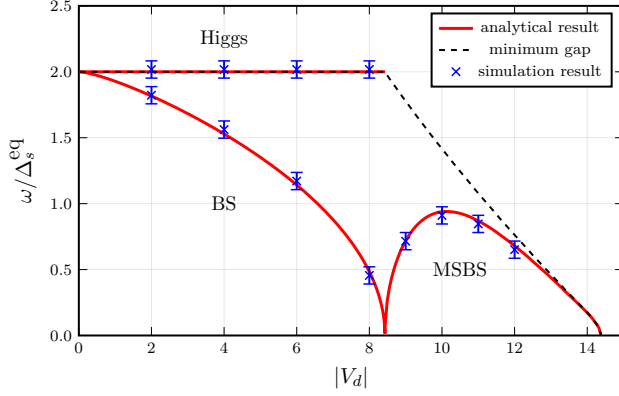


FIG. 25. Frequency of the collective modes in the one-band model with the s - and d -wave pairing interactions studied in Sec. III A for $V_s = -5$. The red lines represent the analytical results, and the blue markers show the numerical results estimated from the quench simulations. The errors come from Fourier transformation of the finite-time data. The vertical axis is normalized by the asymptotic value of Δ_s^{eq} in the limit $V_d \rightarrow 0$. The parameters are $\mu = 0$, $t = 1$, and $T = 0.05$.

the oscillation dynamics (following Ref. [44]). The linearized Bloch equation is Laplace transformed as

$$\begin{aligned} \begin{pmatrix} \delta\tilde{\Delta}_s(s) \\ \delta\tilde{\Delta}_d(s) \end{pmatrix} &= [A(s)]^{-1} \begin{pmatrix} \frac{\Delta_s^{\text{eq}}}{s} \frac{\delta V_s}{V_s} \\ \frac{\Delta_d^{\text{eq}}}{s} \frac{\delta V_d}{V_d} \end{pmatrix} \\ &= \frac{1}{\det A(s)} \begin{pmatrix} A_{22}(s) & -A_{12}(s) \\ -A_{21}(s) & A_{11}(s) \end{pmatrix} \begin{pmatrix} \frac{\Delta_s^{\text{eq}}}{s} \frac{\delta V_s}{V_s} \\ \frac{\Delta_d^{\text{eq}}}{s} \frac{\delta V_d}{V_d} \end{pmatrix}. \end{aligned} \quad (\text{C29})$$

$$(\text{C30})$$

The real-time gap function can be obtained by the inverse Laplace transformation, in which singular points in the complex s -plane have an important contribution. There are two sources of singularities: $1/s$ and $1/\det A(s)$. We already know a pair of singular points $s = \pm i\omega_0$ such that $\det A(\pm i\omega_0) = 0$ with the derivative $\frac{d}{d\omega} [\det A(-i\omega)]|_{\omega=\pm\omega_0}$ being finite. Since $\det A(s)$ is analytic in the vicinity of $s = \pm i\omega_0$, we can Taylor-expand it as

$$\det A(s) = \sum_{n=0}^{\infty} \frac{d^n}{ds^n} [\det A(s)] \Big|_{s=\pm i\omega_0} \frac{(s \mp i\omega_0)^n}{n!}. \quad (\text{C31})$$

The finite derivative $\frac{d}{d\omega} [\det A(-i\omega)]|_{\omega=\pm\omega_0}$ suggests that the first term in the Taylor expansion is non-zero. Therefore, using some complex constants a_{\pm} , we can write $\det A(s)$ as

$$\det A(s) = a_{\pm}(s \mp i\omega_0) + O((s \mp i\omega_0)^2). \quad (\text{C32})$$

Therefore, the Laplace-transformed gap function is approximated to

$$\begin{aligned} \begin{pmatrix} \delta\tilde{\Delta}_s(s) \\ \delta\tilde{\Delta}_d(s) \end{pmatrix} &= \frac{1}{a_{\pm}(s \mp i\omega_0)} \begin{pmatrix} A_{22}(\mp i\omega_0) & -A_{12}(\mp i\omega_0) \\ -A_{21}(\mp i\omega_0) & A_{11}(\mp i\omega_0) \end{pmatrix} \\ &\times \begin{pmatrix} \frac{\Delta_s^{\text{eq}}}{\mp i\omega_0} \frac{\delta V_s}{V_s} \\ \frac{\Delta_d^{\text{eq}}}{\mp i\omega_0} \frac{\delta V_d}{V_d} \end{pmatrix}. \end{aligned} \quad (\text{C33})$$

The singularity in this equation is $1/(s \mp i\omega_0)$, whose inverse Laplace transformation becomes $e^{\pm i\omega_0 t}$. This calculation suggests that the MSBS mode shows the undamped oscillation.

The undamped behavior of the BS mode can also be understood in a similar way. The important point in the case of the MSBS mode is that the derivative $\frac{d}{d\omega} [\det A(-i\omega)]|_{\omega=\pm i\omega_0}$ is finite. A similar property holds for the BS mode: The function $D(\omega)$ defined in Eq. (C19) also has a finite derivative ($D(\omega)$ crosses $1/V_d$ with a finite gradient).

Appendix D: The Rashba gap in the spin basis

In this Appendix, the derivation of Eqs. 54-57 is shown, explaining how one obtains the usual gap in terms of the singlet component ψ and the triplet components \mathbf{d} from the gap matrix in terms of the gap matrix in the basis of the Rashba bands. The Nambu spinors in the Rashba-band basis take the form,

$$\Psi_{\mathbf{k}} = \begin{pmatrix} c_{\mathbf{k}+} \\ c_{\mathbf{k}-} \\ c_{-\mathbf{k}+}^{\dagger} \\ c_{-\mathbf{k}-}^{\dagger} \end{pmatrix}, \quad (\text{D1})$$

written here with the creation and annihilation operators, rather than Grassmann variables. The transformation from the c -operators in the Rashba basis, to the a -operators in the spin basis is defined in Eq. (43). This can be extended to the four-dimensional Nambu space:

$$\begin{pmatrix} c_{\mathbf{k}+} \\ c_{\mathbf{k}-} \\ c_{-\mathbf{k}+}^{\dagger} \\ c_{-\mathbf{k}-}^{\dagger} \end{pmatrix} = \begin{pmatrix} U_{\mathbf{k}} & 0 \\ 0 & U_{-\mathbf{k}}^T \end{pmatrix} \begin{pmatrix} a_{\mathbf{k}+} \\ a_{\mathbf{k}-} \\ a_{-\mathbf{k}+}^{\dagger} \\ a_{-\mathbf{k}-}^{\dagger} \end{pmatrix}. \quad (\text{D2})$$

From this, the transformation property of the gap function can be deduced:

$$\mathcal{H}_{\text{BdG}}^{\pm} = \begin{pmatrix} \xi_{\mathbf{k}}^{\pm} & \Delta_{\mathbf{k}} \\ \Delta_{\mathbf{k}}^{\dagger} & -\xi_{-\mathbf{k}}^{\pm} \end{pmatrix}, \quad (\text{D3})$$

$$\mathcal{H}_{\text{BdG}}^{\uparrow\downarrow} = \begin{pmatrix} U_{\mathbf{k}}^{\dagger} & 0 \\ 0 & U_{-\mathbf{k}}^T \end{pmatrix} \mathcal{H}_{\text{BdG}}^{\pm} \begin{pmatrix} U_{\mathbf{k}} & 0 \\ 0 & U_{-\mathbf{k}}^* \end{pmatrix} \quad (\text{D4})$$

$$\Rightarrow \hat{\Delta}_{\mathbf{k}}^{\uparrow\downarrow} = U_{\mathbf{k}}^{\dagger} \hat{\Delta}_{\mathbf{k}}^{\pm} U_{-\mathbf{k}}^*. \quad (\text{D5})$$

This may now be explicitly calculated, using the definition of $U_{\mathbf{k}}$ in Eq. (43). Dropping for notational convenience

the \mathbf{k} subscripts, and writing $t \equiv t_+ = -t_-$, this yields:

$$\begin{aligned}\hat{\Delta}_{\mathbf{k}}^{\uparrow\downarrow} &= \frac{1}{2} \begin{pmatrix} 1 & 1 \\ t^* & -t^* \end{pmatrix} \begin{pmatrix} t\tilde{\Delta}_{++} & -t\tilde{\Delta}_{+-} \\ t\tilde{\Delta}_{-+} & -t\tilde{\Delta}_{--} \end{pmatrix} \begin{pmatrix} 1 & -t^* \\ 1 & t^* \end{pmatrix} \\ &= \frac{1}{2} \begin{pmatrix} t(\tilde{\Delta}_{++} + \tilde{\Delta}_{-+} - \tilde{\Delta}_{+-} - \tilde{\Delta}_{--}) & -\tilde{\Delta}_{++} + \tilde{\Delta}_{-+} + \tilde{\Delta}_{+-} - \tilde{\Delta}_{--} \\ +\tilde{\Delta}_{++} - \tilde{\Delta}_{-+} - \tilde{\Delta}_{+-} + \tilde{\Delta}_{--} & t^*(-\tilde{\Delta}_{++} + \tilde{\Delta}_{-+} - \tilde{\Delta}_{+-} + \tilde{\Delta}_{--}) \end{pmatrix}.\end{aligned}\quad (\text{D6})$$

Note that due to the symmetry property [Eq. (53)], the intraband components of $\tilde{\Delta}$ necessarily have even parity, while the interband components satisfy $\tilde{\Delta}_{\mathbf{k}}^{+-} \equiv \tilde{\Delta}_{\mathbf{k}}^{\text{inter}} = -\tilde{\Delta}_{-\mathbf{k}}^{+-}$, so they are odd under simultaneous transposition and inversion. This means that, using the usual

parametrization of an unconventional gap function,

$$\begin{aligned}\hat{\Delta}^{\uparrow\downarrow} &= \psi(\mathbf{k})i\sigma_y + i(\mathbf{d}(\mathbf{k}) \cdot \boldsymbol{\sigma})\sigma_y \\ &= \begin{pmatrix} -d_x(\mathbf{k}) + id_y(\mathbf{k}) & d_z(\mathbf{k}) + \psi(\mathbf{k}) \\ d_z(\mathbf{k}) - \psi(\mathbf{k}) & d_x(\mathbf{k}) + id_y(\mathbf{k}) \end{pmatrix},\end{aligned}\quad (\text{D7})$$

one obtains Eq. (54) for the singlet components of the gap function. The \mathbf{d} -vector takes the form,

$$\mathbf{d}(\mathbf{k}) = -\frac{1}{2} \begin{pmatrix} \hat{\gamma}_x(\tilde{\Delta}_{\mathbf{k}}^{++} - \tilde{\Delta}_{\mathbf{k}}^{--}) - i\hat{\gamma}_y(\tilde{\Delta}_{\mathbf{k}}^{\text{inter}} + \tilde{\Delta}_{-\mathbf{k}}^{\text{inter}}) \\ \hat{\gamma}_y(\tilde{\Delta}_{\mathbf{k}}^{++} - \tilde{\Delta}_{\mathbf{k}}^{--}) + i\hat{\gamma}_x(\tilde{\Delta}_{\mathbf{k}}^{\text{inter}} + \tilde{\Delta}_{-\mathbf{k}}^{\text{inter}}) \\ \tilde{\Delta}_{\mathbf{k}}^{\text{inter}} - \tilde{\Delta}_{-\mathbf{k}}^{\text{inter}} \end{pmatrix},\quad (\text{D8})$$

which yields Eqs. (55)-(57).

-
- [1] M. Sigrist and K. Ueda, Phenomenological theory of unconventional superconductivity, *Rev. Mod. Phys.* **63**, 239 (1991).
 - [2] M. R. Norman, The challenge of unconventional superconductivity, *Science* **332**, 196 (2011).
 - [3] A. Kreisel, P. J. Hirschfeld, and B. M. Andersen, On the remarkable superconductivity of FeSe and its close cousins, *Symmetry* **12**, 1402 (2020).
 - [4] X. Wu, T. Schwemmer, T. Müller, A. Consiglio, G. Sangiovanni, D. Di Sante, Y. Iqbal, W. Hanke, A. P. Schnyder, M. M. Denner, M. H. Fischer, T. Neupert, and R. Thomale, Nature of Unconventional Pairing in the Kagome Superconductors AV_3Sb_5 ($A = K, Rb, Cs$), *Phys. Rev. Lett.* **127**, 177001 (2021).
 - [5] J. Tei, T. Mizushima, and S. Fujimoto, Pairing symmetries of multiple superconducting phases in UTe_2 : Competition between ferromagnetic and antiferromagnetic fluctuations, *Phys. Rev. B* **109**, 064516 (2024).
 - [6] Y. Maeno, A. Ikeda, and G. Mattoni, Thirty years of puzzling superconductivity in Sr_2RuO_4 , *Nat. Phys.* **20**, 1712 (2024).
 - [7] P. W. Anderson, Random-Phase Approximation in the Theory of Superconductivity, *Phys. Rev.* **112**, 1900 (1958).
 - [8] P. W. Higgs, Broken symmetries and the masses of gauge bosons, *Phys. Rev. Lett.* **13**, 508 (1964).
 - [9] R. Shimano and N. Tsuji, Higgs mode in superconductors, *Annu. Rev. Condens. Matter Phys.* **11**, 103 (2020).
 - [10] Y. Nambu and G. Jona-Lasinio, Dynamical Model of Elementary Particles Based on an Analogy with Superconductivity. I, *Phys. Rev.* **122**, 345 (1961).
 - [11] J. Goldstone, A. Salam, and S. Weinberg, Broken symmetries, *Phys. Rev.* **127**, 965 (1962).
 - [12] A. J. Leggett, Number-phase fluctuations in two-band superconductors, *Prog. Theor. Phys.* **36**, 901 (1966).
 - [13] A. Bardasis and J. R. Schrieffer, Excitons and Plasmons in Superconductors, *Phys. Rev.* **121**, 1050 (1961).
 - [14] R. Sooryakumar and M. V. Klein, Raman Scattering by Superconducting-Gap Excitations and Their Coupling to Charge-Density Waves, *Phys. Rev. Lett.* **45**, 660 (1980).
 - [15] G. Blumberg, A. Mialitsin, B. S. Dennis, M. V. Klein, N. D. Zhigadlo, and J. Karpinski, Observation of Leggett's Collective Mode in a Multiband MgB_2 Superconductor, *Phys. Rev. Lett.* **99**, 227002 (2007).
 - [16] S. Maiti, T. A. Maier, T. Böhm, R. Hackl, and P. J. Hirschfeld, Probing the Pairing Interaction and Multiple Bardasis-Schrieffer Modes Using Raman Spectroscopy, *Phys. Rev. Lett.* **117**, 257001 (2016).
 - [17] R. Matsunaga, Y. I. Hamada, K. Makise, Y. Uzawa, H. Terai, Z. Wang, and R. Shimano, Higgs amplitude mode in the BCS superconductors $Nb_{1-x}Ti_xN$ by terahertz pulse excitation, *Phys. Rev. Lett.* **111**, 057002 (2013).

- [18] K. Katsumi, N. Tsuji, Y. I. Hamada, R. Matsunaga, J. Schneeloch, R. D. Zhong, G. D. Gu, H. Aoki, Y. Gallais, and R. Shimano, Higgs Mode in the d -Wave Superconductor $\text{Bi}_2\text{Sr}_2\text{CaCu}_2\text{O}_{8+x}$ Driven by an Intense Terahertz Pulse, *Phys. Rev. Lett.* **120**, 117001 (2018).
- [19] R. Matsunaga, N. Tsuji, H. Fujita, A. Sugioka, K. Makise, Y. Uzawa, H. Terai, Z. Wang, H. Aoki, and R. Shimano, Light-induced collective pseudospin precession resonating with Higgs mode in a superconductor, *Science* **345**, 1145 (2014).
- [20] R. Matsunaga, N. Tsuji, K. Makise, H. Terai, H. Aoki, and R. Shimano, Polarization-resolved terahertz third-harmonic generation in a single-crystal superconductor NbN: Dominance of the Higgs mode beyond the BCS approximation, *Phys. Rev. B* **96**, 020505 (2017).
- [21] H. Chu, M.-J. Kim, K. Katsumi, S. Kovalev, R. D. Dawson, L. Schwarz, N. Yoshikawa, G. Kim, D. Putzky, Z. Z. Li, H. Raffy, S. Germanskiy, J.-C. Deinert, N. Awari, I. Ilyakov, B. Green, M. Chen, M. Bawatna, G. Cristiani, G. Logvenov, Y. Gallais, A. V. Boris, B. Keimer, A. P. Schnyder, D. Manske, M. Gensch, Z. Wang, R. Shimano, and S. Kaiser, Phase-resolved Higgs response in superconducting cuprates, *Nat. Commun.* **11**, 1793 (2020).
- [22] C. Lee and S. B. Chung, Linear optical response from the odd-parity Bardasis-Schrieffer mode in locally non-centrosymmetric superconductors, *Commun. Phys.* **6**, 307 (2023).
- [23] T. Kamatani, S. Kitamura, N. Tsuji, R. Shimano, and T. Morimoto, Optical response of the Leggett mode in multiband superconductors in the linear response regime, *Phys. Rev. B* **105**, 094520 (2022).
- [24] R. Nagashima, S. Tian, R. Haenel, N. Tsuji, and D. Manske, Classification of Lifshitz invariant in multiband superconductors: An application to Leggett modes in the linear response regime in Kagome lattice models, *Phys. Rev. Res.* **6**, 013120 (2024).
- [25] R. Nagashima, T. Moulleron, and N. Tsuji, Optically active Higgs and Leggett modes in multiband pair-density-wave superconductors with Lifshitz invariant, *arXiv:2410.18438*.
- [26] A. Moor, A. F. Volkov, and K. B. Efetov, Amplitude Higgs Mode and Admittance in Superconductors with a Moving Condensate, *Phys. Rev. Lett.* **118**, 047001 (2017).
- [27] T. Kubo, Significant contributions of the Higgs mode and impurity-scattering self-energy corrections to the low-frequency complex conductivity in dc-biased superconducting devices, *Phys. Rev. Appl.* **22**, 044042 (2024).
- [28] K. Wang, R. Boyack, and K. Levin, The Higgs-Amplitude mode in the optical conductivity in the presence of a supercurrent: Gauge invariant formulation, *arXiv:2411.18781*.
- [29] S. Nakamura, Y. Iida, Y. Murotani, R. Matsunaga, H. Terai, and R. Shimano, Infrared Activation of the Higgs Mode by Supercurrent Injection in Superconducting NbN, *Phys. Rev. Lett.* **122**, 257001 (2019).
- [30] P. J. D. Crowley and L. Fu, Supercurrent-induced resonant optical response, *Phys. Rev. B* **106**, 214526 (2022).
- [31] M. Papaj and J. E. Moore, Current-enabled optical conductivity of superconductors, *Phys. Rev. B* **106**, L220504 (2022).
- [32] S. Maiti and P. J. Hirschfeld, Collective modes in superconductors with competing s - and d -wave interactions, *Phys. Rev. B* **92**, 094506 (2015).
- [33] L. D. Landau and E. M. Lifshitz, *Statistical Physics* (Pergamon Press, Oxford, 1969).
- [34] V. M. Edelstein, The Ginzburg-Landau equation for superconductors of polar symmetry, *J. Phys.: Condens. Matter* **8**, 339 (1996).
- [35] V. P. Mineev and K. V. Samokhin, Nonuniform states in noncentrosymmetric superconductors: Derivation of lifshitz invariants from microscopic theory, *Phys. Rev. B* **78**, 144503 (2008).
- [36] N. R. Poniatowski, J. B. Curtis, A. Yacoby, and P. Narang, Spectroscopic signatures of time-reversal symmetry breaking superconductivity, *Commun. Phys.* **5**, 44 (2022).
- [37] S. Neri, W. Metzner, and D. Manske, Collective mode spectroscopy in time-reversal symmetry breaking superconductors, *arXiv:2503.08901*.
- [38] A. Altland and B. D. Simons, *Condensed matter field theory* (Cambridge university press, 2010).
- [39] G. D. Mahan, *Many-particle physics* (Springer Science & Business Media, 2013).
- [40] Z. Dai and P. A. Lee, Optical conductivity from pair density waves, *Phys. Rev. B* **95**, 014506 (2017).
- [41] R. Boyack, B. M. Anderson, C.-T. Wu, and K. Levin, Gauge-invariant theories of linear response for strongly correlated superconductors, *Phys. Rev. B* **94**, 094508 (2016).
- [42] P. J. D. Crowley and L. Fu, Supercurrent-induced resonant optical response, *Phys. Rev. B* **106**, 214526 (2022).
- [43] K. A. Musaelian, J. Betouras, A. V. Chubukov, and R. Joynt, Mixed-symmetry superconductivity in two-dimensional fermi liquids, *Phys. Rev. B* **53**, 3598 (1996).
- [44] A. F. Volkov and S. M. Kogan, Collisionless relaxation of the energy gap in superconductors, *Sov. Phys. JETP* **38**, 1018 (1974).
- [45] N. Tsuji and H. Aoki, Theory of Anderson pseudospin resonance with Higgs mode in superconductors, *Phys. Rev. B* **92**, 064508 (2015).
- [46] V. P. Mineev, Broken time-reversal symmetry in the superconducting state of Sr_2RuO_4 , *Phys. Rev. B* **76**, 212501 (2007).
- [47] J. Xia, Y. Maeno, P. T. Beyersdorf, M. M. Fejer, and A. Kapitulnik, High Resolution Polar Kerr Effect Measurements of Sr_2RuO_4 : Evidence for Broken Time-Reversal Symmetry in the Superconducting State, *Phys. Rev. Lett.* **97**, 167002 (2006).
- [48] F. Kretzschmar, B. Muschler, T. Böhm, A. Baum, R. Hackl, H.-H. Wen, V. Tsurkan, J. Deisenhofer, and A. Loidl, Raman-Scattering Detection of Nearly Degenerate s -Wave and d -Wave Pairing Channels in Iron-Based $\text{Ba}_{0.6}\text{K}_{0.4}\text{Fe}_2\text{As}_2$ and $\text{Rb}_{0.8}\text{Fe}_{1.6}\text{Se}_2$ Superconductors, *Phys. Rev. Lett.* **110**, 187002 (2013).
- [49] T. Böhm, A. F. Kemper, B. Moritz, F. Kretzschmar, B. Muschler, H.-M. Eiter, R. Hackl, T. P. Devereaux, D. J. Scalapino, and H.-H. Wen, Balancing Act: Evidence for a Strong Subdominant d -Wave Pairing Channel in $\text{Ba}_{0.6}\text{K}_{0.4}\text{Fe}_2\text{As}_2$, *Phys. Rev. X* **4**, 041046 (2014).
- [50] C. Kallin and J. Berlinsky, Chiral superconductors, Reports on Progress in Physics **79**, 054502 (2016).
- [51] D. C. Mattis and J. Bardeen, Theory of the Anomalous Skin Effect in Normal and Superconducting Metals, *Phys. Rev.* **111**, 412 (1958).